SCORREVOLI

SISTEMI SCORREVOLI | A

METALGLAS BONOMI ITALY

06/2024

SCORREVOLI
INDICE

I NUOVI CATALOGHI METALGLAS BONOMI E I NUOVI LISTINI 2

DAL CATALOGO AL LISTINO CON UN SEMPLICE CODICE 4

LEGENDA SIMBOLI 6

LEGENDA ABBREVIAZIONI 7

FINITURE 7

A | SISTEMI SCORREVOLI 8

GUIDA TECNICA PER LA SCELTA DEL VOSTRO SISTEMA 10

I NUOVI CATALOGHI METALGLAS BONOMI

SCORREVOLI

A | SISTEMI SCORREVOLI

BOX DOCCIA

B | BOX DOCCIA

OUTDOOR PARETI MOBILI

C | PARETI MOBILI

... E I NUOVI LISTINI PREZZI

INDOOR

D | PARETI DIVISORIE E STIPITI

E | SERRATURE E CERNIERE

F | MANIGLIE MANIGLIONI POMOLI

G | PORTE ESTERNE

OUTDOOR
BALAUSTRE E PENSILINE

H | BALAUSTRE E PENSILINE

I | DISTANZIALI MORSETTI ACCESSORI

DAL CATALOGO AL LISTINO CON UN SEMPLICE CODICE

CERCA IL CODICE DI OGNI PRODOTTO NEL CATALOGO...



... RITROVERAI VELOCEMENTE
LO STESSO CODICE NEL
LISTINO

LEGENDA SIMBOLI

8-10	SPESSORE VETRO
1000	MISURE ANTA
70 Kg	PORTATA
SOFT-CLOSE	SISTEMA SOFT-CLOSE
soft-close 70 Kg	PORTATA DEL SISTEMA SOFT-CLOSE
SINCRO	MOVIMENTO SINCRONIZZATO
	TRASCINAMENTO CON CINGHIA
	TRASCINAMENTO CON FUNE

	TRASCINAMENTO MECCANICO
FIXED	ANTA FISSA
→	ANTA SCORREVOLE
FIX	LUNGHEZZA FISSA
MIS	TAGLIATO A MISURA DEL CLIENTE

LEGENDA ABBREVIAZIONI

LP	PASSAGGIO LUCE
H / HP	ALTEZZA PASSAGGIO LUCE
LM / LA	LARGHEZZA ANTA MOBILE
HM / HA	ALTEZZA ANTA MOBILE
HF	ALTEZZA ANTA FISSA
LF	LARGHEZZA ANTA FISSA
LB	LUNGHEZZA BINARIO
HB	ALTEZZA FISSAGGIO BINARIO
LV	LARGHEZZA VETRO
HV	ALTEZZA VETRO
HS	ALTEZZA STIPITE
LS	LARGHEZZA STIPITE

FINITURE

	CP	CROMO PERLA
	CS	CROMO SATINATO
	NS	NICKEL SATINATO
	CR	CROMO LUCIDO
	AL	ALLUMINIO LUCIDO
	OL	OTTONE LUCIDO
	AN	ALLUMINIO ANODIZZATO
	IX	ACCIAIO INOX SATINATO
	IXO	EFFETTO INOX SATINATO
	IL	ACCIAIO INOX LUCIDO
	NO	NERO OPACO
	BI	BIANCO OPACO
	BS	BRONZO SCURO
	BC	BRONZO CHIARO

SISTEMI SCORREVOLI | A

GUIDA TECNICA PER LA SCELTA DEL VOSTRO SISTEMA

1 O 2 ANTE

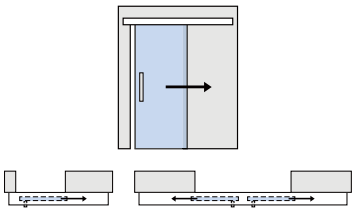

ANTA INTELAIATA
DIVINA ▶ 14
FILO ▶ 40
FUSION ▶ 52

DIV-5600
DIVINA + RI-EVOLUTION
(OPTIONAL SOFT-CLOSE)
▶ 18

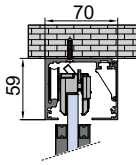

DIV-5520
DIVINA + FIFTY
(OPTIONAL SOFT-CLOSE)
▶ 26

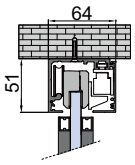

V-5600 + FIL
V-5650 / V-5700
FILO + Ri-EVOLUTION
(OPTIONAL SOFT-CLOSE)
▶ 44

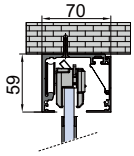

FUS-1900
FUION
(OPTIONAL SOFT-CLOSE)
▶ 56

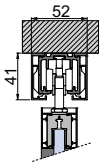

FUS-1910 / FUS-1950
SET5
FUSION
(OPTIONAL SOFT-CLOSE)
▶ 58

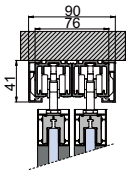

V-5600 / V-5650 /
V-5700
Ri-EVOLUTION
(OPTIONAL SOFT-CLOSE)
▶ 78

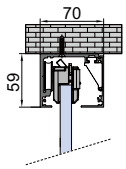

V-5520
FIFTY SOFT-CLOSE
▶ 88

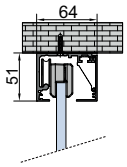

V-1900
V-1910 / V-1920
DEA
(OPTIONAL SOFT-CLOSE)
▶ 96

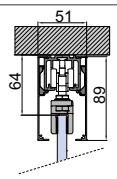

V-5045 / V-5050
COMPACT H 45
(OPTIONAL SOFT-CLOSE)
▶ 104

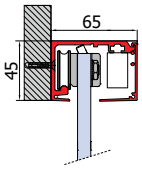

V-5040 / V-5035
COMPACT H 40
(OPTIONAL SOFT-CLOSE)
▶ 106

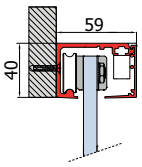

V-1840
BRIXIA 50
SOFT-CLOSE
▶ 110

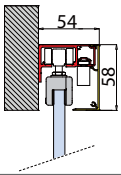

V-1890
BRIXIA 140
(OPTIONAL SOFT-CLOSE)
▶ 112

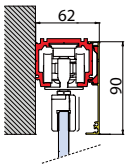

V-2000
SESAMO
▶ 116

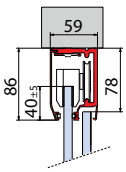

V-1800 / V-1810
BRIXIA
(OPTIONAL SOFT-CLOSE)
▶ 118 -119

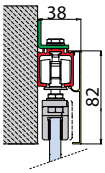

1 O 2 ANTE CON PANNELLO FISSO

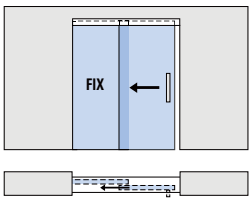

DIV-5603
DIVINA + RI-EVOLUTION
(OPTIONAL SOFT-CLOSE)
▶ 20

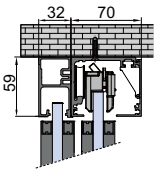

DIV-5523
DIVINA + RI-EVOLUTION
(OPTIONAL SOFT-CLOSE)
▶ 28

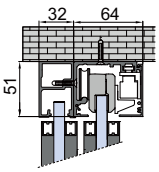

V-5603 + FIL
V-5653 / V-5703
FILO + Ri-EVOLUTION
(OPTIONAL SOFT-CLOSE)
▶ 46

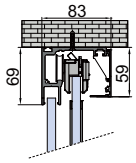

V-5603 / V-5653 /
V-5703
Ri-EVOLUTION
(OPTIONAL SOFT-CLOSE)
▶ 80

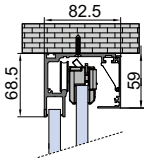

V-5523
FIFTY SOFT-CLOSE
▶ 90

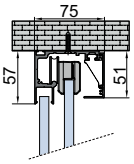

V-1903
V-1913 / V-1923
DEA
(OPTIONAL SOFT-CLOSE)
▶ 98

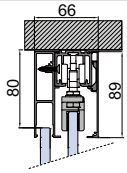

V-1893
BRIXIA 140
(OPTIONAL SOFT-CLOSE)
▶ 113

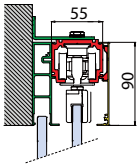

V-1803
BRIXIA
(OPTIONAL SOFT-CLOSE)
▶ 120

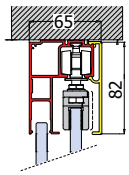

1 O 2 ANTE CON BINARIO INVISIBILE

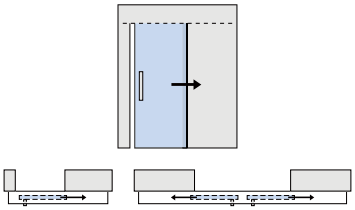

DIV-7600
DIVINA + INVISIBLE
(OPTIONAL SOFT-CLOSE)
▶ 22

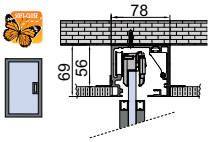

DIV-7600 + FIL
FILO + INVISIBLE
(OPTIONAL SOFT-CLOSE)
▶ 48

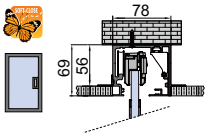

FUS-1910 / FUS-1950
SET5
FUSION
(OPTIONAL SOFT-CLOSE)
▶ 58

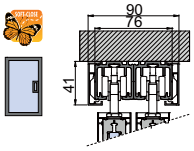

FUS-1950
FUSION
(OPTIONAL SOFT-CLOSE)
▶ 60

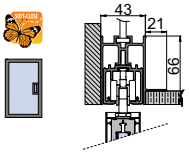

V-7600
INVISIBLE
(OPTIONAL SOFT-CLOSE)
▶ 124

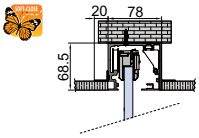

DIV-7650
INVISIBLE
(OPTIONAL SOFT-CLOSE)
▶ 128

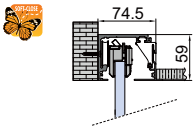

PARETE DIVINA CON SCORREVOLE

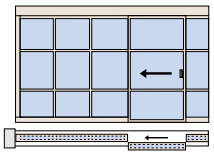

DIV-058
DIV-204 / DIV-208
(OPTIONAL SOFT-CLOSE)
▶ 67 / 77

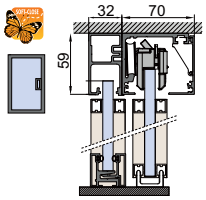

1 O 2 ANTE CON PANNELLO FISSO E BINARIO INVISIBILE

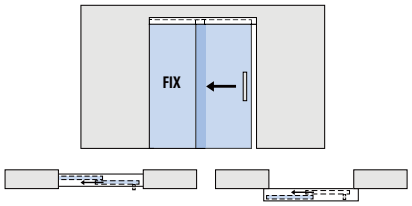

DIV-7603
DIVINA + INVISIBLE
(OPTIONAL SOFT-CLOSE)
▶ 24

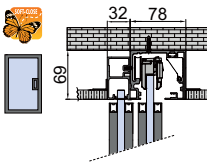

V-7603 + FIL
FILO + INVISIBLE
(OPTIONAL SOFT-CLOSE)
▶ 50

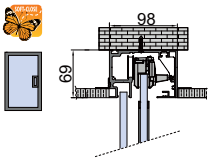

V-7603
INVISIBLE
(OPTIONAL SOFT-CLOSE)
▶ 126

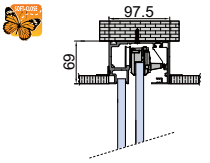

1 O 2 ANTE CON SISTEMI TECNICI

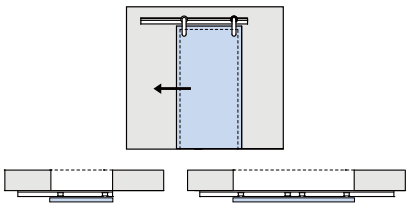

V-6550 / V-6520
MINIMAL
QUADRO RUOTA
SOFT-CLOSE
▶ 134-138

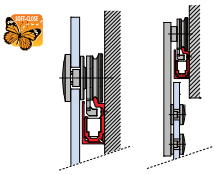

V-6750 / V-6720
MINIMAL
TONDO RUOTA
SOFT-CLOSE
▶ 136-139

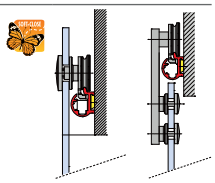

V-8200 / V-8250
V-8240
MOOVI
SOFT-CLOSE
▶ 144-148

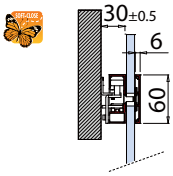

V-8000 / V-8100
V-8050 / V-8040
INDEPENDENT
▶ 150-151-152-153

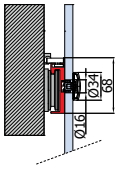

R-1000
ROLLING CENTER
▶ 156

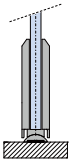

VL-6100
ROLLIE
▶ 157

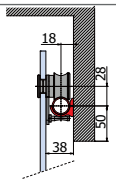

VL-3000
SLIDING TECH
▶ 158

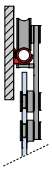

GUIDA TECNICA PER LA SCELTA DEL VOSTRO SISTEMA

ANTE A SCOMPARSA PER CONTROTELAI STANDARD

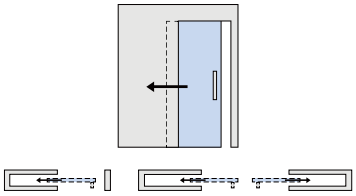

FUS + TS-04 / TS-03 FUSION
▶ 62
▶ 200

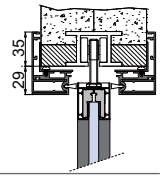

TS-04 TELAIO V-011 / PO-290
▶ 204

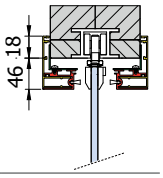

V-1664 SEMI-VISIBLE
▶ 202

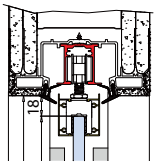

V-1664 TS-03 PROFILI LEGNO V-1664 KIT PINZE
▶ 205

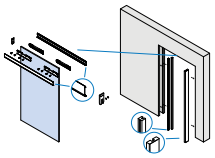

PINZE
▶ 206

GUIDE A PAVIMENTO
▶ 228

TELESCOPICO 2 ANTE + OPTIONAL FISSO

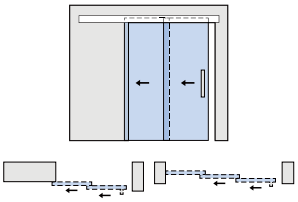

DIV-7700 / DIV-7800 DIVINA + LUCE TELESCOPICO
(OPTIONAL SOFT-CLOSE
▶ 30

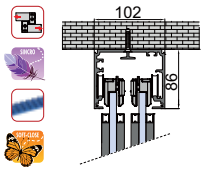

DIV-7703 / DIV-7803 DIVINA + LUCE TELESCOPICO
(OPTIONAL SOFT-CLOSE)
▶ 32

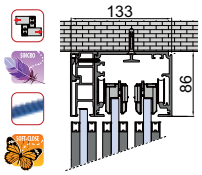

V-7700 / V-7800 LUCE TELESCOPICO
(OPTIONAL SOFT-CLOSE)
▶ 162

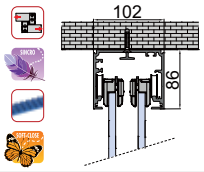

V-7703 / V-7803 LUCE TELESCOPICO + FISSO
(OPTIONAL SOFT-CLOSE)
▶ 164

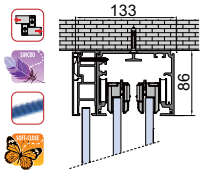

V-1820 / V-1870 BRIXIA TELESCOPICO 2 VIE
(OPTIONAL SOFT-CLOSE)
▶ 174

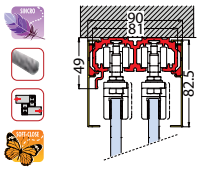

V-1825 / V-1875 BRIXIA TELESCOPICO 2 VIE + FISSO
(OPTIONAL SOFT-CLOSE)
▶ 176

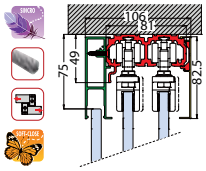

V-2200 TELESCOPICO SINCRO 2 VIE
(OPTIONAL SOFT-CLOSE)
▶ 186

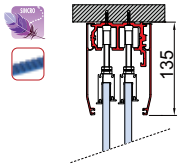

V-2250 TELESCOPICO SINCRO 2 VIE + FISSO
(OPTIONAL SOFT-CLOSE)
▶ 187

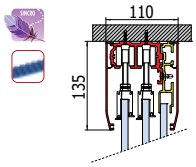

TELESCOPICO 3 ANTE + OPTIONAL FISSO

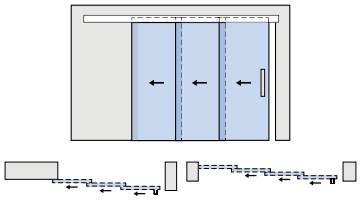

DIV-1880 DIVINA + TELESCOPICO 3 VIE
(OPTIONAL SOFT-CLOSE)
▶ 38

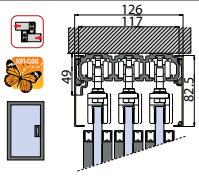

V-1830 / V-1880 BRIXIA TELESCOPICO 3 VIE
(OPTIONAL SOFT-CLOSE)
▶ 178

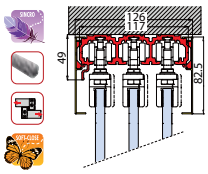

V-1835 / V-1885 BRIXIA TELESCOPICO 3 VIE + FISSO
(OPTIONAL SOFT-CLOSE)
▶ 180

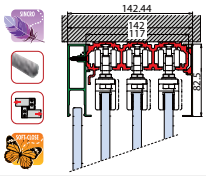

V-2300 TELESCOPICO SINCRO 3 VIE
(OPTIONAL SOFT-CLOSE)
▶ 188

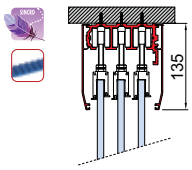

V-2350 TELESCOPICO SINCRO 3 VIE + FISSO
(OPTIONAL SOFT-CLOSE)
▶ 189

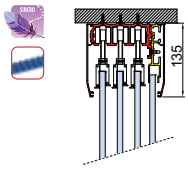

TELESCOPICO 4 ANTE + OPTIONAL FISSO

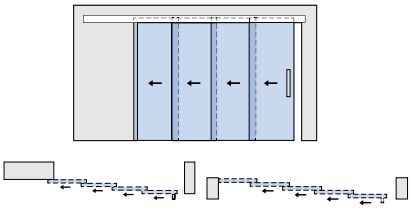

V-2400
TELESCOPICO
SINCRO 4 VIE
(OPTIONAL SOFT-CLOSE)
▶ 190

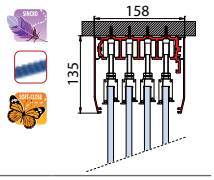

V-2450
TELESCOPICO
SINCRO 4 VIE + FISSO
(OPTIONAL SOFT-CLOSE)
▶ 191

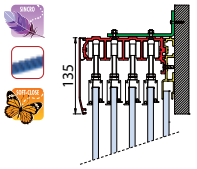

INVISIBILI TELESCOPICI

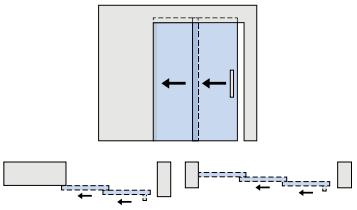

DIV-7700 / DIV-7800
DIVINA + LUCE
TELESCOPICO
(OPTIONAL SOFT-CLOSE)
▶ 34

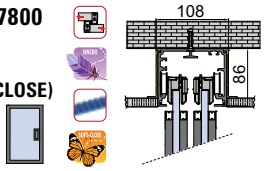

DIV-7713 / DIV-7813
DIVINA + LUCE
TELESCOPICO
(OPTIONAL SOFT-CLOSE)
▶ 36

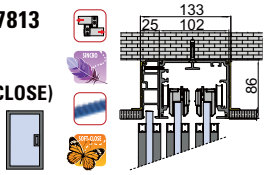

V-7700 / V-7800
LUCE TELESCOPICO
(OPTIONAL SOFT-CLOSE)
▶ 166

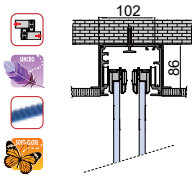

V-7713 / V-7813
LUCE TELESCOPICO
+ FISSO
(OPTIONAL SOFT-CLOSE)
▶ 168

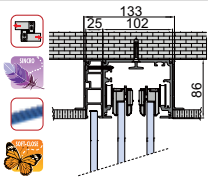

SOFFIETTINO

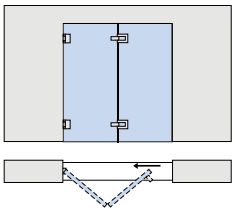

L-2600 / L-2650
SOFFIETTINO
▶ 196 - 198

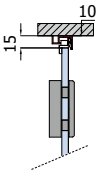

ACCESSORI SISTEMI SCORREVOLI

PINZE
▶ 206

NICCHIE PER SCORREVOLI
▶ 210

DIVINA-FUSION
ACCESSORI
ANTE INTELAIATE
▶ 64
▶ 226

MANIGLIONI
▶ 218

SERRATURE PER PORTE
SCORREVOLI
▶ 222

GUIDE A PAVIMENTO
▶ 228

ACCESSORI
▶ 228

DIVINA
ANTA INTELAIATA

GAMMA FINITURE / FINISHING RANGE / OBERFLÄCHEN-SORTIMENT

IXO
• Effetto inox satinato

BC
• Bronzo chiaro

BS
• Bronzo scuro

AN
• Alluminio anodizzato

BI
• Bianco opacot

NO
• Nero opaco

DIMENSIONE PROFILI

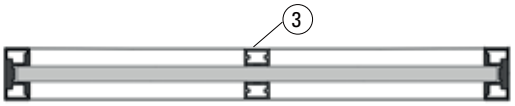

SET ANTA

DIV-995 995 x 2980 mm
DIV-1495 1495 x 2980 mm

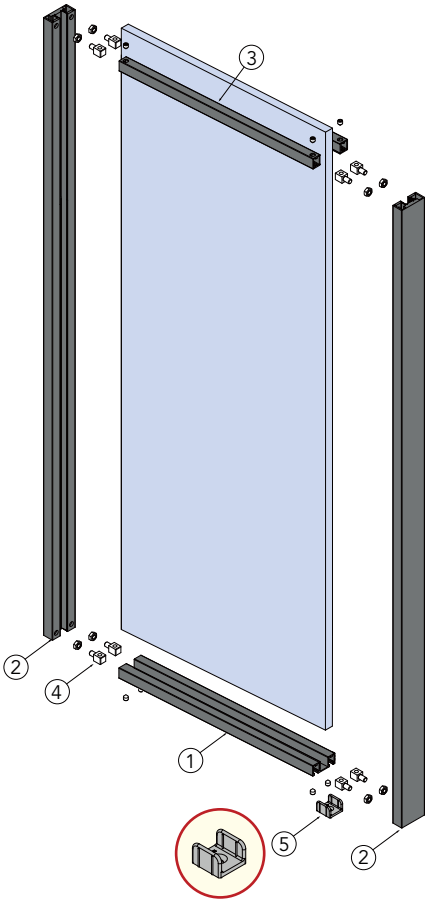

① **DIV-203**
• Traverso inferiore

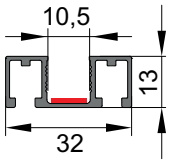

② **DIV-202**
• Montante verticale

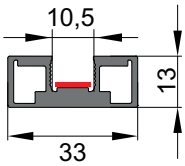

③ **DIV-204**
• Traversino

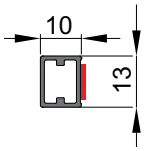

④ **P-F37**
• Kit assemblaggio

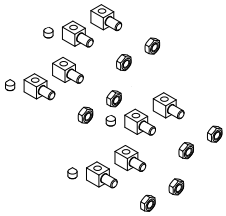

⑤ **DIV-012**
• Guida porta

⑥ **DIV-01**
• Dima foratura

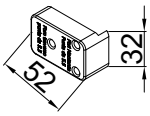

• Biadesivo preinstallato

SET ANTA FISSA

DIV-FIX-995 995 x 2980 mm
DIV-FIX-1495 1495 x 2980 mm

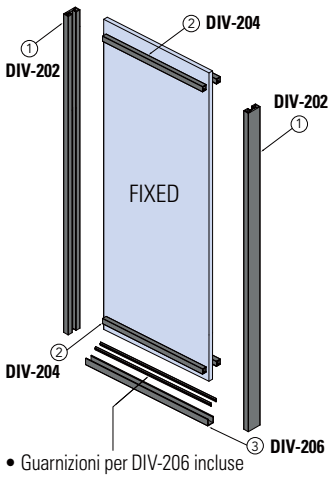

• Guarnizioni per DIV-206 incluse

DIVINA
ANTA INTELAIATA

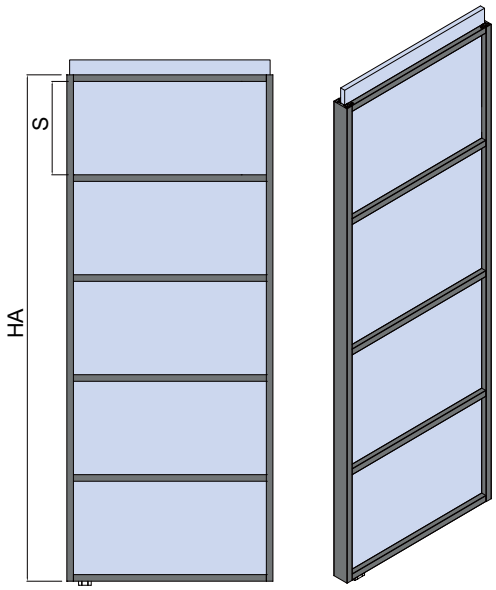

V = HA - (13 x 6)
S = V / 5

• V e VL sono valori che servono solo per il calcolo

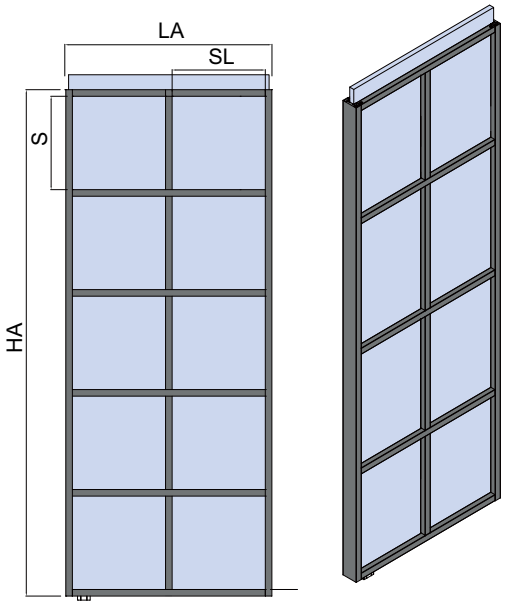

V = HA - (13 x 6)
S = V / 5
VL = LA - 39
SL = VL / 2

MY METALGLAS
Componi la tua anta per quantificare i traversini da ordinare

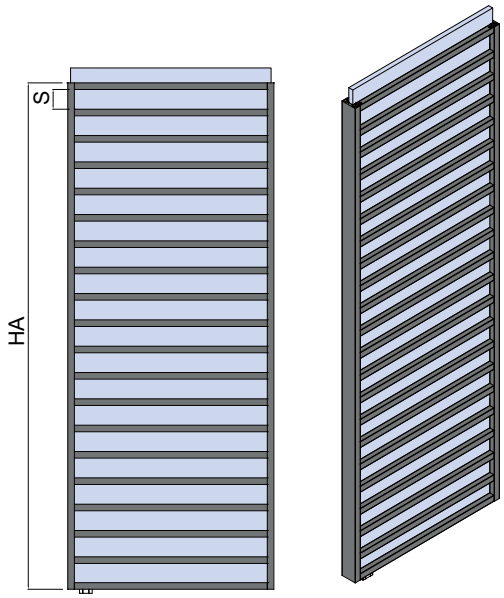

V = HA - (13 x N)
S = V / (N - 1)

• N = N° traversi



VL = LA - (13 x N)
S = VL / (N - 1)

• N = N° montanti

DIVINA + Ri-EVOLUTION (OPTIONAL SOFT-CLOSE)

BINARI A VISTA

DIV-5600

120 Kg

10

500 min
1000 max

COMPONENTI ▶ 82

V-5600

V-5602 120 Kg

V-5606-70 70 Kg | **V-5606-80** 80 Kg
V-5606-100 100 Kg | **V-5606-120** 120 Kg

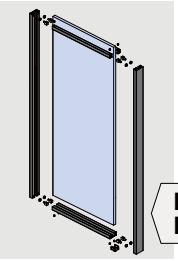



V-5601

DIV-995 995 x 2980 mm
DIV-1495 1495 x 2980 mm

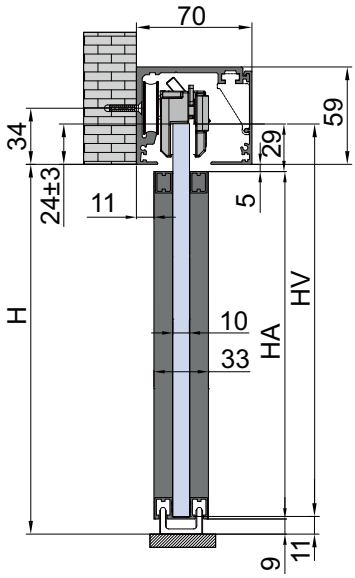

HV = H + 13
HA = HV - 27

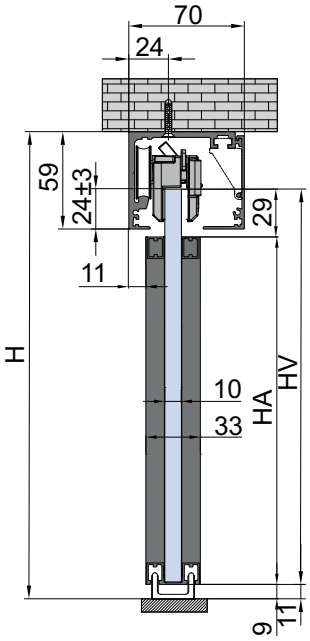

HV = H - 46
HA = HV - 27

ANTA INTELAIATA "DIVINA"

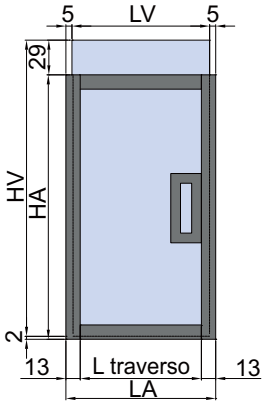

L traverso = LA - 26

- Fori vetro sicurezza **optional**

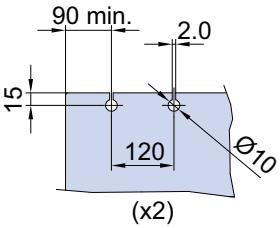

- Maniglie **optionals** page ▶ 65

DIV-5600 SET 1

- Set per 1 anta scorrevole intelaiata, fissaggio a parete/soffitto

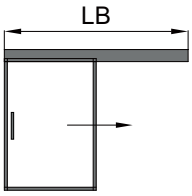

LB = LP x 2 + 150
LV = LP + 16
LA = LV + 10

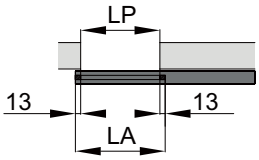

DIV-5600 SET 2

- Set per 2 ante scorrevoli intelaiate, fissaggio a parete/soffitto

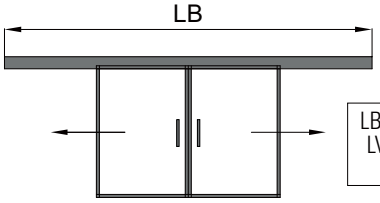

LB = LP x 2 + 100
LV = (LP + 5) / 2
LA = LV + 10

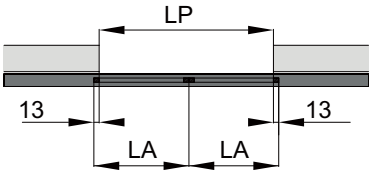

xme595g

Componenti ▶ 82	Fin.	DIV-5600 SET 1	DIV-5600-1,5 SET 1	DIV-5600 SET 2	DIV-5600-1,5 SET 2
V-5600 L=2000 L=3000 L=4000 L=6000	AN / NO / IXO / BI / BC / BS	1	1	1	1
V-5602	–	1	1	2	2
V-5606-70 Kg / **V-5606-80** Kg / **V-5606-100** Kg / **V-5606-120** Kg (OPTIONAL)	–	(1)	(1)	(2)	(2)
V-5601	AN / NO / IXO / BI / BC / BS	1	1	1	1
DIV-995 anta intelaiata 995 x 2980	AN / NO / IXO / BI / BC / BS	1	-	2	-
DIV-1495 anta intelaiata 1495 x 2980	AN / NO / IXO / BI / BC / BS	-	1	-	2
DIV-204 listello (OPTIONAL)	AN / NO / IXO / BI / BC / BS	(n)	(n)	(n)	(n)

DIVINA + Ri-EVOLUTION (OPTIONAL SOFT-CLOSE)

BINARI A VISTA

DIV-5603

120 Kg

10

500 min
1000 max

COMPONENTI ▶ 82

V-5600

DIV-205

V-5602 120 Kg

V-5606-70 70 Kg | **V-5606-80** 80 Kg
V-5606-100 100 Kg | **V-5606-120** 120 Kg

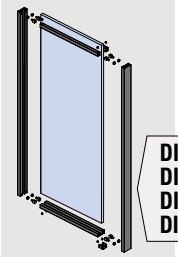


V-5611

DIV-995 995 x 2980 mm
DIV-1495 1495 x 2980 mm
DIV-FIX-995 995 x 2980 mm
DIV-FIX-1495 1495 x 2980 mm

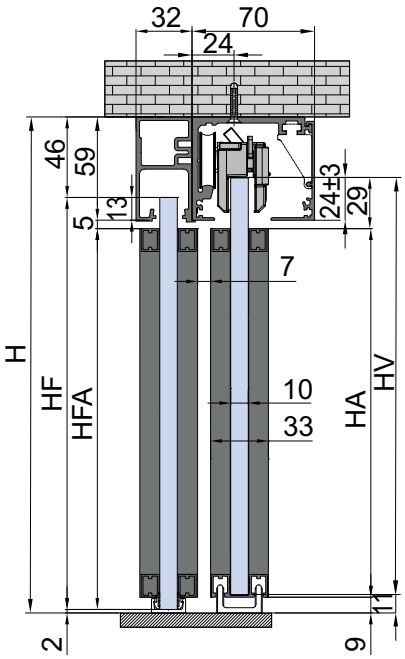

HV = H - 46
HF = H - 48
HA = HV - 27
HFA = HF - 25

OPTIONAL
VP-019-MT
• Guarnizioni per sede vetro fisso

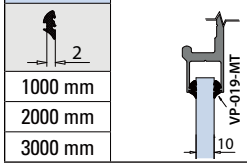

1000 mm
2000 mm
3000 mm

ANTA INTELAIATA "DIVINA"

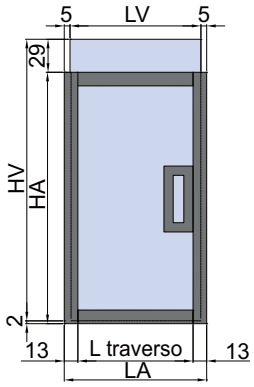

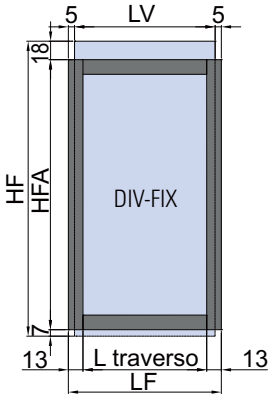

L traverso = LA - 26

• Fori vetro sicurezza **optional**

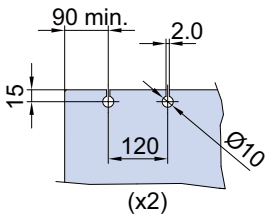

DIV-5603 SET 1

• Set per 1 anta scorrevole intelaiata con anta fissa, fissaggio a parete/soffitto

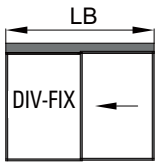

LB = LP
LV = (LP - 8) / 2
LA / LF = LV + 10

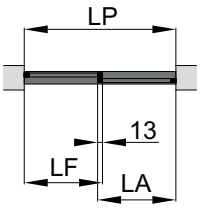

DIV-5603 SET 2

• Set per 2 ante scorrevoli intelaiate con ante fisse, fissaggio a parete/soffitto

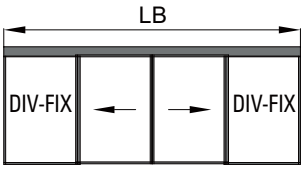

LB = LP
LV =(LP -16) / 4
LA / LF = LV + 10

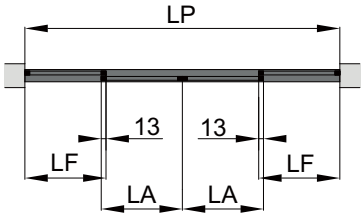

xme595h

Componenti ▶ 82	Fin.	DIV-5603 SET 1	DIV-5603-1,5 SET 1	DIV-5603 SET 2	DIV-5603-1,5 SET 2
V-5600 L=2000 L=3000 L=4000 L=6000	AN / NO / IXO / BI / BC / BS	1	1	1	1
DIV-205 L=2000 L=3000 L=4000 L=6000	AN / NO / IXO / BI / BC / BS	1	1	1	1
V-5602	–	1	1	2	2
V-5606-70 Kg / **V-5606-80** Kg / **V-5606-100** Kg / **V-5606-120** Kg (OPTIONAL)	–	(1)	(1)	(2)	(2)
DIV-995 anta intelaiata 995 x 2980	AN / NO / IXO / BI / BC / BS	1	-	2	-
DIV-1495 anta intelaiata 1495 x 2980	AN / NO / IXO / BI / BC / BS	-	1	-	2
DIV-FIX-995 anta intelaiata 995 x 2980	AN / NO / IXO / BI / BC / BS	1	-	2	-
DIV-FIX-1495 anta intelaiata 1495 x 2980	AN / NO / IXO / BI / BC / BS	-	1	-	2
DIV-204 listello (OPTIONAL)	AN / NO / IXO / BI / BC / BS	(n)	(n)	(n)	(n)

DIVINA + INVISIBLE (OPTIONAL SOFT-CLOSE)

BINARI INVISIBILI

DIV-7600

120 Kg

10

500 min
1000 max

COMPONENTI ▶ 130

V-7600

V-7602 120 Kg

V-5606-70 70 Kg | **V-5606-80** 80 Kg
V-5606-100 100 Kg | **V-5606-120** 120 Kg

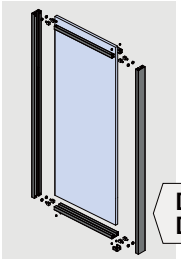

DIV-995 995 x 2980 mm
DIV-1495 1495 x 2980 mm

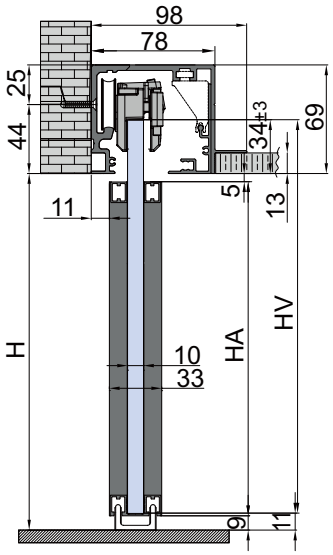

HV = H + 23
HA = HV - 37

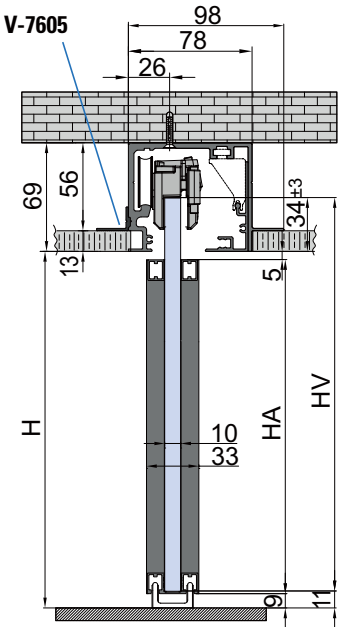

HV = H + 23
HA = HV - 37

ANTA INTELAIATA "DIVINA"

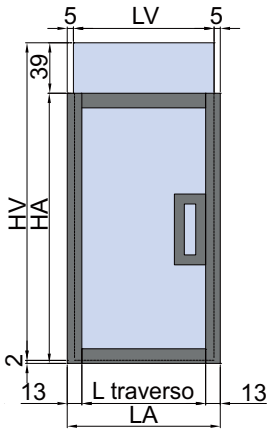

L traverso = LA - 26

- Fori vetro sicurezza **optional**

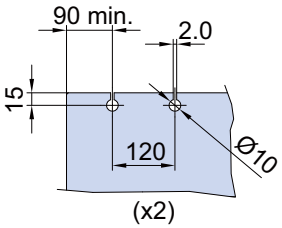

- Maniglie **optionals**
page ▶ 65

DIV-7600 SET 1

- Set per 1 anta scorrevole intelaiata, fissaggio a parete/soffitto

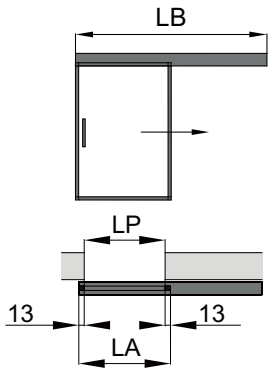

LB = LP x 2 + 150
LV = LP + 14
LA = LV + 10

DIV-7600 SET 2

- Set per 2 ante scorrevoli intelaiate, fissaggio a parete/soffitto

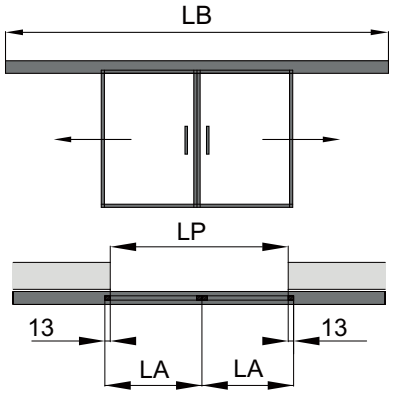

LB = LP x 2 + 100
LV = (LP + 5) / 2
LA = LV + 10

xme595i

Componenti ▶ 130	Fin.	DIV-7600 SET 1	DIV-7600-1,5 SET 1	DIV-7600 SET 2	DIV-7600-1,5 SET 2
V-7600 L=2000 L=3000 L=4000 L=6000	AN	1	1	1	1
V-7605 L=2000 L=3000 L=4000 L=6000 (OPTIONAL)	GR	(1)	(1)	(1)	(1)
V-7602	–	1	1	2	2
V-5606-70 Kg / **V-5606-80** Kg / **V-5606-100** Kg / **V-5606-120** Kg (OPTIONAL)	–	(1)	(1)	(2)	(2)
DIV-995 anta intelaiata 995 x 2980	AN / NO / IXO / BI / BC / BS	1	-	2	-
DIV-1495 anta intelaiata 1495 x 2980	AN / NO / IXO / BI / BC / BS	-	1	-	2
DIV-204 listello (OPTIONAL)	AN / NO / IXO / BI / BC / BS	(n)	(n)	(n)	(n)

DIVINA + INVISIBLE (OPTIONAL SOFT-CLOSE)

BINARI INVISIBILI

DIV-7603

120 Kg

10

500 min
1000 max

COMPONENTI ▶ 130

V-7600

DIV-205

V-7602 120 Kg

V-5606-70 70 Kg | **V-5606-80** 80 Kg
V-5606-100 100 Kg | **V-5606-120** 120 Kg

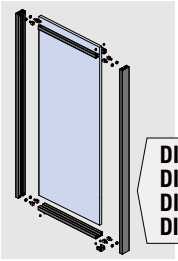

DIV-995 995 x 2980 mm
DIV-1495 1495 x 2980 mm
DIV-FIX-995 995 x 2980 mm
DIV-FIX-1495 1495 x 2980 mm

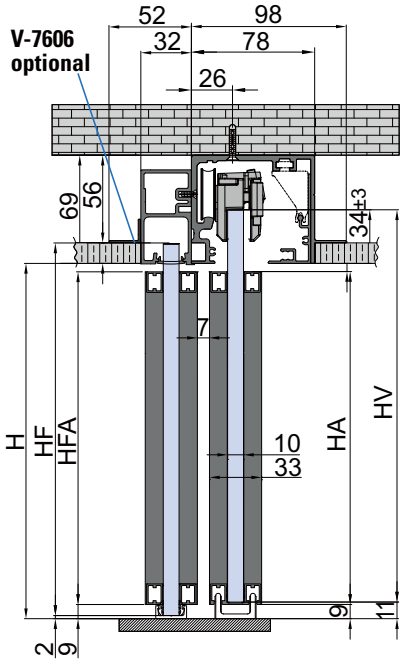

HV = H + 23
HF = HV - 11
HA = HV - 37
HFA = HF - 25

OPTIONAL

VP-019-MT

- Guarnizioni per sede vetro fisso

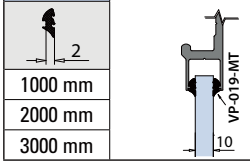

1000 mm
2000 mm
3000 mm

ANTA INTELAIATA "DIVINA"

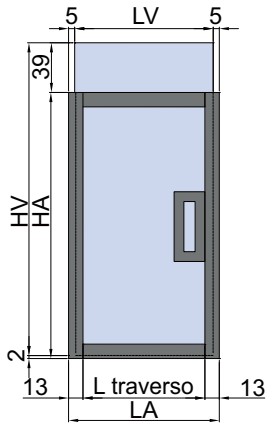

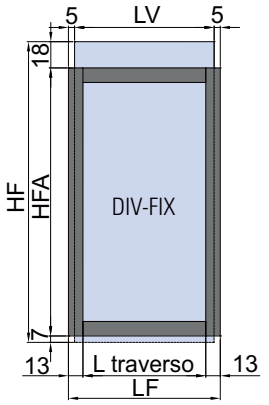

L traverso = LA - 26

- Fori vetro sicurezza **optional**

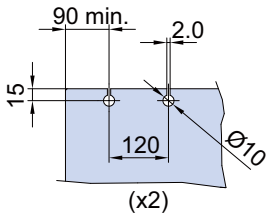

DIV-7603 SET 1

- Set per 1 anta scorrevole intelaiata con anta fissa, fissaggio a parete/soffitto

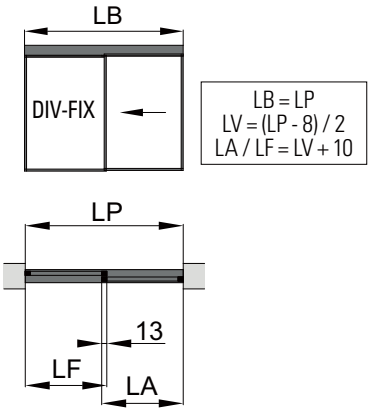

LB = LP
LV = (LP - 8) / 2
LA / LF = LV + 10

DIV-7603 SET 2

- Set per 2 ante scorrevoli intelaiate con ante fisse, fissaggio a parete/soffitto

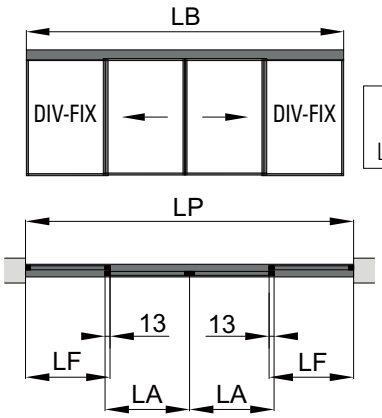

LB = LP
LV =(LP -16) / 4
LA / LF = LV + 10

xme595l

Componenti ▶ 130	Fin.	DIV-7603 SET 1	DIV-7603-1,5 SET 1	DIV-7603 SET 2	DIV-7603-1,5 SET 2
V-7600 L=2000 L=3000 L=4000 L=6000	AN	1	1	1	1
V-7606 L=2000 L=3000 L=4000 L=6000 (OPTIONAL)	GR	(1)	(1)	(1)	(1)
DIV-205 L=2000 L=3000 L=4000 L=6000	AN / NO / IXO / BI / BC / BS	1	1	1	1
V-7602	–	1	1	2	2
V-5606-70 Kg / **V-5606-80** Kg / **V-5606-100** Kg / **V-5606-120** Kg (OPTIONAL)	–	(1)	(1)	(2)	(2)
DIV-995 anta intelaiata 995 x 2980	AN / NO / IXO / BI / BC / BS	1	-	2	-
DIV-1495 anta intelaiata 1495 x 2980	AN / NO / IXO / BI / BC / BS	-	1	-	2
DIV-FIX-995 anta intelaiata 995 x 2980	AN / NO / IXO / BI / BC / BS	1	-	2	-
DIV-FIX-1495 anta intelaiata 1495 x 2980	AN / NO / IXO / BI / BC / BS	-	1	-	2
DIV-204 listello (OPTIONAL)	AN / NO / IXO / BI / BC / BS	(n)	(n)	(n)	(n)

DIVINA + FIFTY (OPTIONAL SOFT-CLOSE)

BINARI A VISTA

DIV-5520

70 Kg

10

500 min
1000 max

COMPONENTI ▶ 92



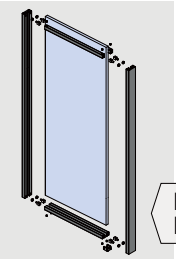

DIV-995 995 x 2980 mm
DIV-1495 1495 x 2980 mm

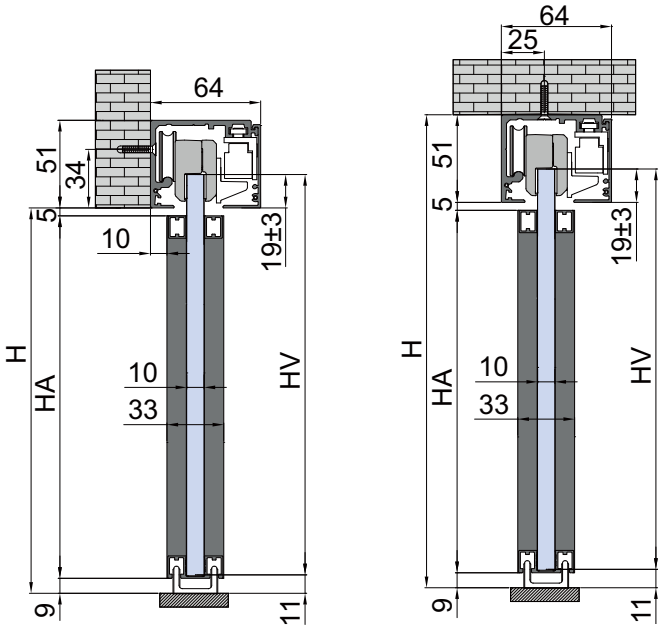

HV = H + 8
HA = HV - 22

HV = H - 43
HA = HV - 22

ANTA INTELAIATA "DIVINA"

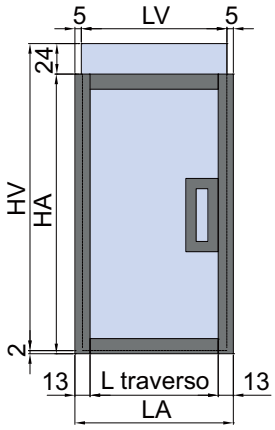

L traverso = LA - 26

- Fori vetro sicurezza **optional**

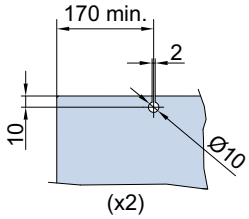

DIV-5520 SET 1

- Set per 1 anta scorrevole intelaiata, fissaggio a parete/soffitto

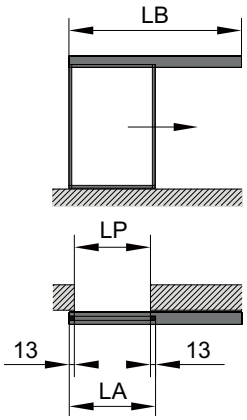

LB = LP x 2 + 150
LV = LP + 16
LA = LV + 10

DIV-5520 SET 2

- Set per 2 ante scorrevoli intelaiate, fissaggio a parete/soffitto

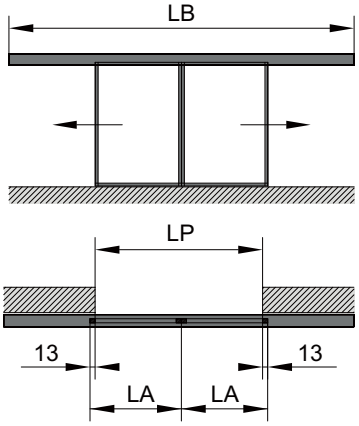

LB = LP x 2 + 100
LV = (LP + 5) / 2
LA = LV + 10

xme595o

Componenti ▶ 92	Fin.	DIV-5520 SET 1	DIV-5520 SET 2
V-5520 L=2000 L=3000 L=4000 L=6000	AN / NO / IXO	1	1
V-5522	–	1	2
V-5521	AN / NO / IXO	1	1
DIV-995 anta intelaiata 995 x 2980	AN / NO / IXO / BI / BC / BS	1	2
DIV-204 listello (OPTIONAL)	AN / NO / IXO / BI / BC / BS	(n)	(n)
V-5524 stoppers (OPTIONAL)	–	(1)	(2)

DIVINA + FIFTY (OPTIONAL SOFT-CLOSE)

BINARI A VISTA

DIV-5523

70 Kg

10

500 min
1000 max

COMPONENTI ▶ 92



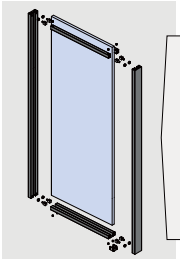

DIV-995
995 x 2980 mm
DIV-1495
1495 x 2980 mm
DIV-FIX-995
995 x 2980 mm
DIV-FIX-1495
1495 x 2980 mm

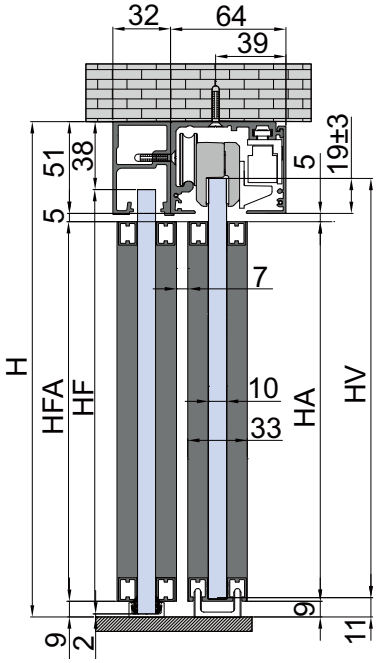

OPTIONAL

VP-019-MT

- Guarnizioni per sede vetro fisso

1000 mm
2000 mm
3000 mm

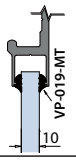

HV = H - 43
HF = H - 40
HA = HV - 22
HFA = HF - 25

ANTA INTELAIATA "DIVINA"

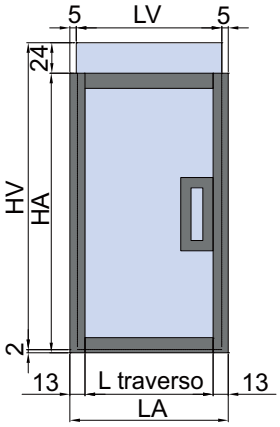

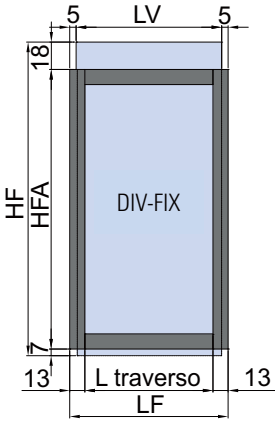

L traverso = LA - 26

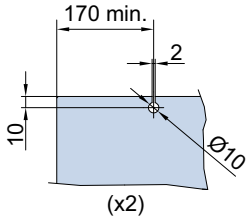

DIV-5523 SET 1

- Set per 1 anta scorrevole intelaiata con anta fissa, fissaggio a parete/soffitto

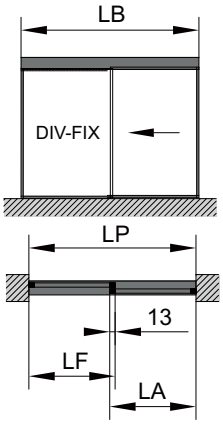

LB = LP
LV = (LP - 8) / 2
LA / LF = LV + 10

DIV-5523 SET 2

- Set per 2 ante scorrevoli intelaiate con ante fisse, fissaggio a parete/soffitto

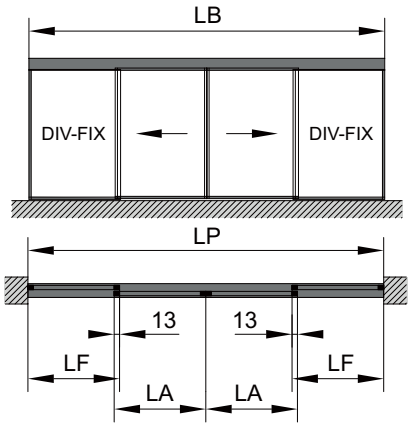

LB = LP
LV = (LP - 16) / 4
LA / LF = LV + 10

xme595p

Componenti ▶ 92	Fin.	DIV-5523 SET 1	DIV-5523 SET 2
V-5520 L=2000 L=3000 L=4000 L=6000	AN / NO / IXO	1	1
DIV-207 L=2000 L=3000 L=4000 L=6000	AN / NO / IXO	1	1
V-5522	–	1	2
DIV-995 anta intelaiata 995 x 2980	AN / NO / IXO / BI / BC / BS	1	2
DIV-FIX-995 anta intelaiata 995 x 2980	AN / NO / IXO / BI / BC / BS	1	2
DIV-204 listello (OPTIONAL)	AN / NO / IXO / BI / BC / BS	(n)	(n)
V-5524 stoppers (OPTIONAL)	–	(1)	(2)

DIVINA + LUCE TELESCOPICO (OPTIONAL SOFT-CLOSE)

BINARI A VISTA

DIV-7700
TRASCINAMENTO MECCANICO

DIV-7800
TRASCINAMENTO SINCRO CON CINGHIA

100 Kg

10

600 min
1000 max

COMPONENTI ▶ 170



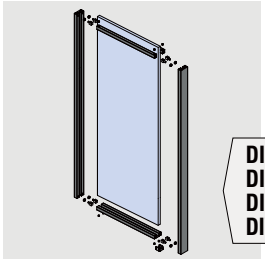

• Anta intelaiata

DIV-995 995 x 2980 mm
DIV-1495 1495 x 2980 mm
DIV-FIX-995 995 x 2980 mm
DIV-FIX-1495 1495 x 2980 mm

DIV-7700 SET 1 / SET 5
DIV-7800 SET 1 / SET 5

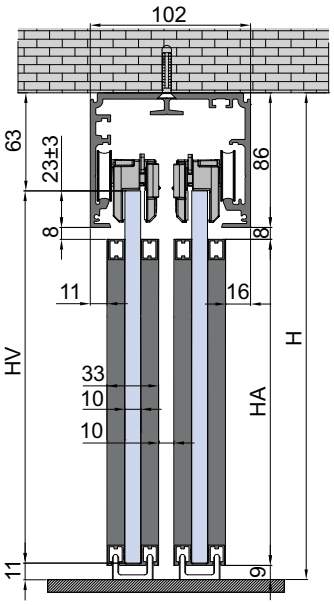

HV = HA + 29
HA = H - 103

DIV-7700 SET 2
DIV-7800 SET 2

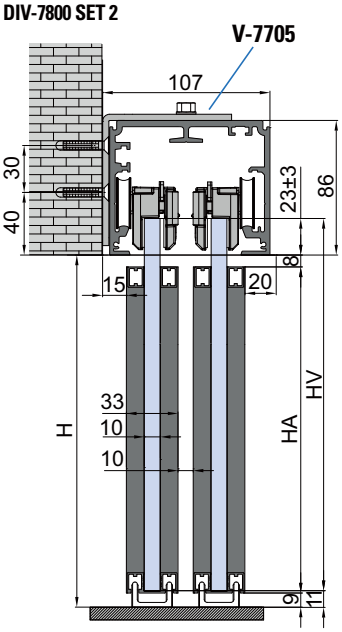

HV = HA + 29
HA = H - 17

DIV-7700
TRASCINAMENTO MECCANICO

DIV-7800
TRASCINAMENTO SINCRO CON CINGHIA

V-7708-70 / 100
POSSIBILITÀ SOFT-CLOSE SIA IN APERTURA CHE IN CHIUSURA (1 PC + 1 PC)

SX • Sinistra DX • Destra

DIV-7700 / DIV-7800 SET 1
• **Soffitto**

DIV-7700 / DIV-7800 SET 2
• **Parete**

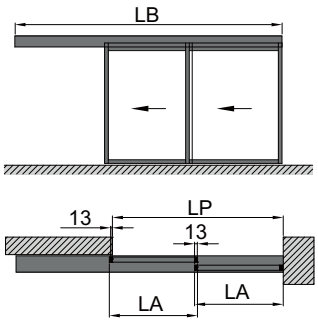

LB = (LP + LA) + 150
LA = (LP + 26) / 2
LV = LA - 10

DIV-7700 SET 5
• **Soffitto**

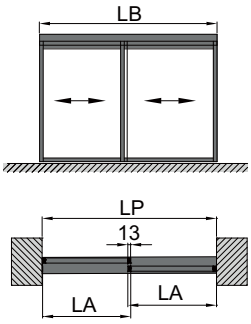

LB = LP
LV = LA - 10
LA = (LP + 13) / 2

ANTA INTELAIATA "DIVINA"

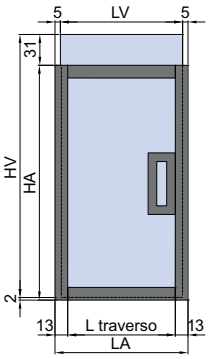

L traverso = LA - 26

xme599c

Componenti ▶ 170	Fin.	DIV-7700 DIV-7800 SET 1	DIV-7700 DIV-7800 1,5 SET 1	DIV-7700 DIV-7800 SET 2	DIV-7700 DIV-7800 1,5 SET 2	DIV-7700 SET 5	DIV-7700 1,5 SET 5
V-7700 L=2000 L=3000 L=4000 L=6000	AN / NO / IXO / BI / BC / BS	1	1	1	1	1	1
V-7702	–	1	1	1	1	1	1
DIV-7706 (for DIV-7700) **DIV-7806** (for DIV-7800)	–	1	1	1	1	-	-
V-7705 Staffa	–	-	-	1x400 mm	1x400 mm	-	-
V-7708-70 Kg / **V-7708-100** Kg (OPTIONAL) SOFT-CLOSE	–	(1) (2)	(1) (2)	(1) (2)	(1) (2)	-	-
V-7708-70 Kg **SET 5** / **V-7708-100** Kg **SET 5** (OPTIONAL) SOFT-CLOSE	–	-	-	-	-	(1)	(1)
V-7709 tappi (OPTIONAL)	AN / NO / IXO / BI / BC / BS	(1)	(1)	(1)	(1)	(1)	(1)
DIV-995 anta intelaiata 995 x 2980	AN / NO / IXO / BI / BC / BS	2	-	2	-	2	-
DIV-1495 anta intelaiata 1495 x 2980	AN / NO / IXO / BI / BC / BS	-	2	-	2	-	2
DIV-204 listello (OPTIONAL)	AN / NO / IXO / BI / BC / BS	(n)	(n)	(n)	(n)	(n)	(n)

DIVINA + LUCE TELESCOPICO (OPTIONAL SOFT-CLOSE)

BINARI A VISTA

DIV-7703
TRASCINAMENTO MECCANICO

DIV-7803
TRASCINAMENTO SINCRO CON CINGHIA

100 Kg

10

600 min
1000 max

COMPONENTI ▶ 170

V-7700

V-7704

V-7701


V-7702

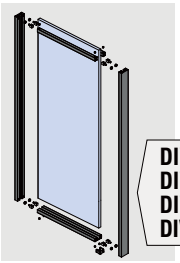

• Anta intelaiata

DIV-995 995 x 2980 mm
DIV-1495 1495 x 2980 mm
DIV-FIX-995 995 x 2980 mm
DIV-FIX-1495 1495 x 2980 mm

DIV-7703 SET 1
DIV-7803 SET 1

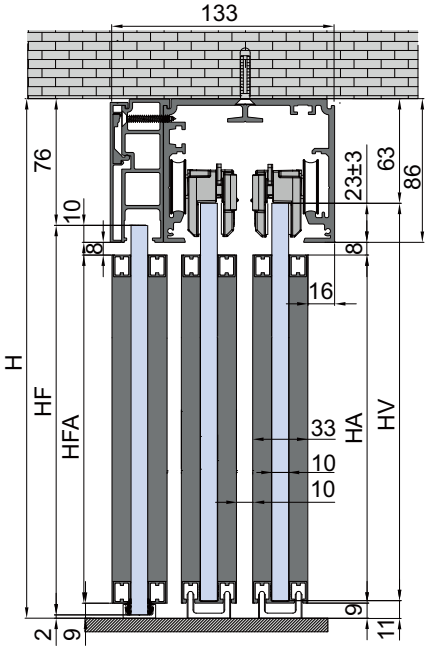

OPTIONAL	
VP-019-MT	• Guarnizioni per sede vetro fisso
1000 mm	
2000 mm	
3000 mm	

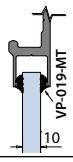

HV = HA + 29
HF = HA + 25
HA = H - 103
HFA = H - 103

DIV-7706

DIV-7703
TRASCINAMENTO MECCANICO

DIV-7806

DIV-7803
TRASCINAMENTO SINCRO CON CINGHIA

V-7708-70 / 100
POSSIBILITÀ SOFT-CLOSE SIA IN APERTURA CHE IN CHIUSURA (1 PC + 1 PC)

• Sinistra

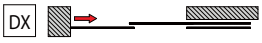

• Destra

DIV-7703 / DIV-7803 SET 1

• **Soffitto**

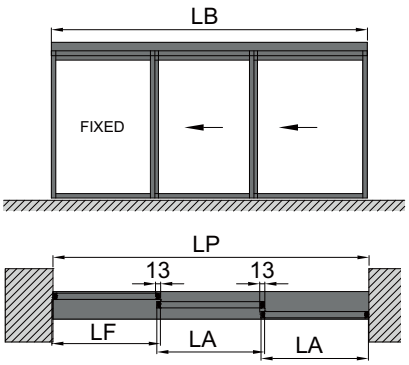

LB = LP
LV = LA - 10
LV (fixed) = LF - 10
LA / LF = (LP + 26) / 3

ANTA INTELAIATA "DIVINA"

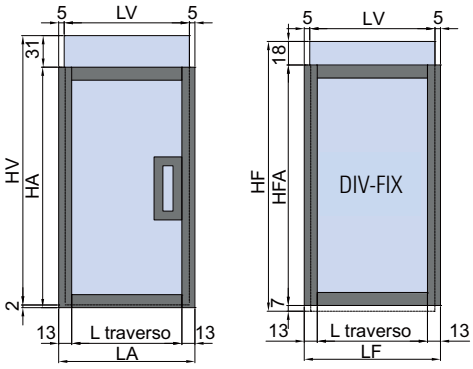

L traverso = LA - 26

xme599d

Componenti ▶ 170	Fin.	DIV-7703 DIV-7803 SET 1	DIV-7703 DIV-7803 1,5 SET 1
V-7700 L=2000 L=3000 L=4000 L=6000	AN / NO / IXO / BI / BC / BS	1	1
V-7704 L=2000 L=3000 L=4000 L=6000	AN / NO / IXO / BI / BC / BS	1	1
V-7701 L=2000 L=3000 L=4000 L=6000	AN / NO / IXO / BI / BC / BS	1	1
V-7702	–	1	1
DIV-7706 (for DIV-7703) **DIV-7806** (for DIV-7803)	–	1	1
V-7708-70 Kg / **V-7708-100** Kg (OPTIONAL) SOFT-CLOSE	–	(1) (2)	(1) (2)
DIV-995 anta intelaiata 995 x 2980	AN / NO / IXO / BI / BC / BS	2	-
DIV-1495 anta intelaiata 1495 x 2980	AN / NO / IXO / BI / BC / BS	-	2
DIV-FIX-995 anta intelaiata 995 x 2980	AN / NO / IXO / BI / BC / BS	1	-
DIV-FIX-1495 anta intelaiata 1495 x 2980	AN / NO / IXO / BI / BC / BS	-	1
DIV-204 listello (OPTIONAL)	AN / NO / IXO / BI / BC / BS	(n)	(n)

DIVINA + LUCE TELESCOPICO (OPTIONAL SOFT-CLOSE)

BINARI INVISIBILI

DIV-7700
TRASCINAMENTO MECCANICO

DIV-7800
TRASCINAMENTO SINCRO CON CINGHIA

100 Kg

10

600 min
1000 max



COMPONENTI ▶ 170

V-7700

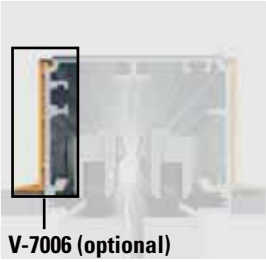
V-7006 (optional)


V-7702

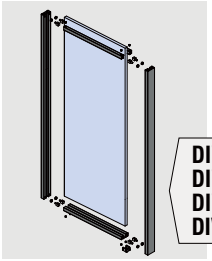

• Anta intelaiata

DIV-995 995 x 2980 mm
DIV-1495 1495 x 2980 mm
DIV-FIX-995 995 x 2980 mm
DIV-FIX-1495 1495 x 2980 mm

DIV-7700 SET 1 / SET 5
DIV-7800 SET 1 / SET 5

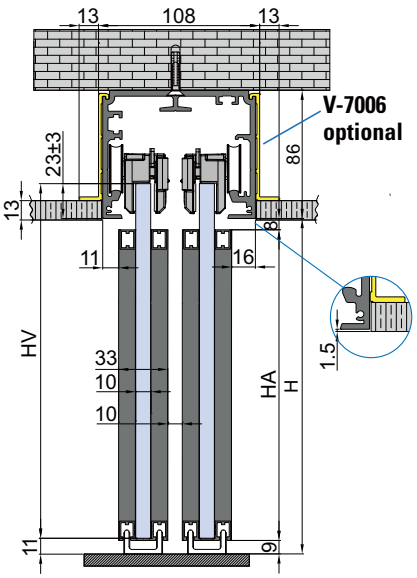

HV = HA + 29
HA = H - 17

DIV-7700 SET 2
DIV-7800 SET 2

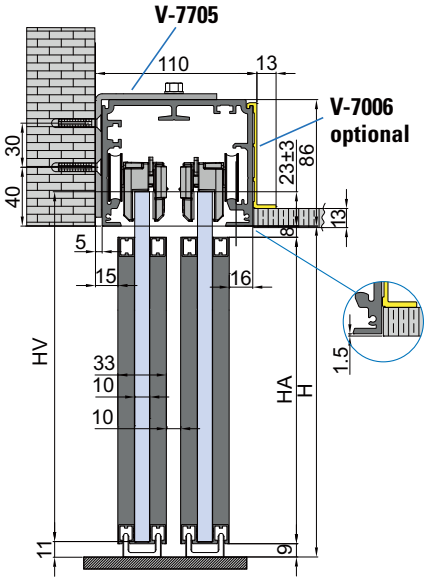

HV = HA + 29
HA = H - 17

DIV-7706

DIV-7700
TRASCINAMENTO MECCANICO

DIV-7806

DIV-7800
TRASCINAMENTO SINCRO CON CINGHIA

V-7708-70 / 100
POSSIBILITÀ SOFT-CLOSE SIA IN APERTURA CHE IN CHIUSURA (1 PC + 1 PC)

• Sinistra

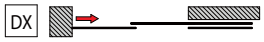

• Destra

DIV-7700 / DIV-7800 SET 1
• **Soffitto**

DIV-7700 / DIV-7800 SET 2
• **Parete**

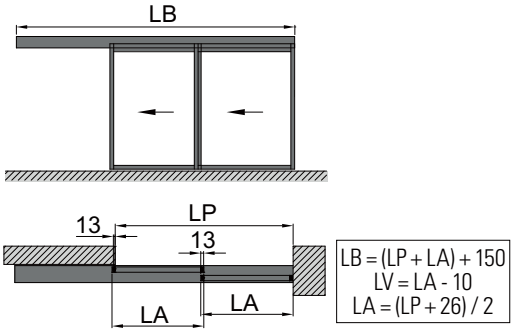

LB = (LP + LA) + 150
LV = LA - 10
LA = (LP + 26) / 2

DIV-7700 SET 5
• **Soffitto**

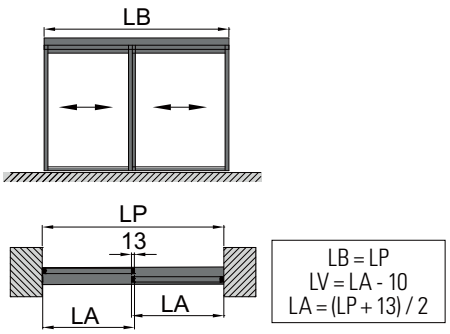

LB = LP
LV = LA - 10
LA = (LP + 13) / 2

ANTA INTELAIATA "DIVINA"

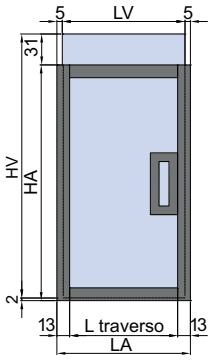

L traverso = LA - 26

xme599a

Componenti ▶ 170	Fin.	DIV-7700 DIV-7800 SET 1	DIV-7700 DIV-7800 1,5 SET 1	DIV-7700 DIV-7800 SET 2	DIV-7700 DIV-7800 1,5 SET 2	DIV-7700 SET 5	DIV-7700 1,5 SET 5
V-7700 L=2000 L=3000 L=4000 L=6000	AN / NO / IXO / BI / BC / BS	1	1	1	1	1	1
V-7702	–	1	1	1	1	1	1
V-7006 (OPTIONAL) L=2000 L=3000 L=6000	AN	(2)	(2)	(1)	(1)	(2)	(2)
DIV-7706 (for DIV-7700) **DIV-7806** (for DIV-7800)	–	1	1	1	1	-	-
V-7705 Staffa	–	-	-	1x400 mm	1x400 mm	-	-
V-7708-70 Kg / **V-7708-100** Kg (OPTIONAL) SOFT-CLOSE	–	(1) (2)	(1) (2)	(1) (2)	(1) (2)	-	-
V-7708-70 Kg **SET 5** / **V-7708-100** Kg **SET 5** (OPTIONAL) SOFT-CLOSE	–	-	-	-	-	(1)	(1)
DIV-995 anta intelaiata 995 x 2980	AN / NO / IXO / BI / BC / BS	2	-	2	-	2	-
DIV-1495 anta intelaiata 1495 x 2980	AN / NO / IXO / BI / BC / BS	-	2	-	2	-	2
DIV-204 listello (OPTIONAL)	AN / NO / IXO / BI / BC / BS	(n)	(n)	(n)	(n)	(n)	(n)

DIVINA + LUCE TELESCOPICO (OPTIONAL SOFT-CLOSE)

BINARI INVISIBILI

DIV-7713
TRASCINAMENTO MECCANICO

DIV-7813
TRASCINAMENTO SINCRO CON CINGHIA

100 Kg

10

600 min
1000 max

COMPONENTI ▶ 170

V-7700

V-7704

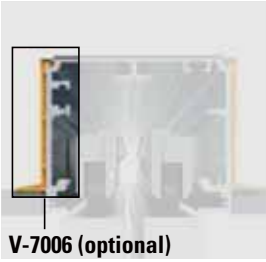
V-7006 (optional)


V-7702

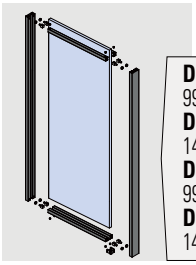

• Anta intelaiata

DIV-995
995 x 2980 mm
DIV-1495
1495 x 2980 mm
DIV-FIX-995
995 x 2980 mm
DIV-FIX-1495
1495 x 2980 mm

DIV-7713 SET 1
DIV-7813 SET 1

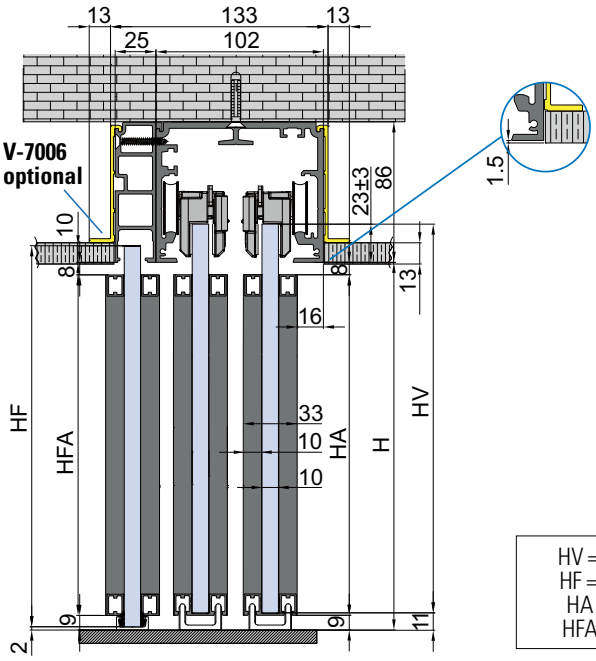

HV = HA + 29
HF = HA + 25
HA = H - 17
HFA = H - 17

DIV-7706

DIV-7713
TRASCINAMENTO MECCANICO

DIV-7806

DIV-7813
TRASCINAMENTO SINCRO CON CINGHIA

V-7708-70 / 100
POSSIBILITÀ SOFT-CLOSE SIA IN APERTURA CHE IN CHIUSURA (1 PC + 1 PC)

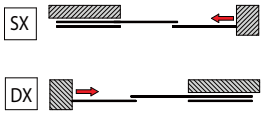

• Sinistra

• Destra

OPTIONAL	• Guarnizioni per sede vetro fisso
VP-019-MT	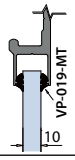
1000 mm	
2000 mm	
3000 mm	

DIV-7713 / DIV-7813 SET 1

• **Soffitto**

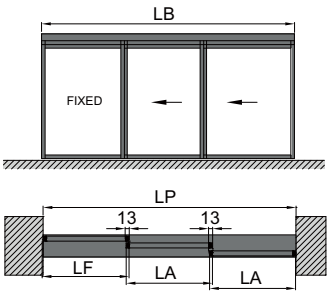

LB = LP
LV = LA - 10
LV (fixed) = LF - 10
LA / LFA = (LP + 26) / 3

ANTA INTELAIATA "DIVINA"

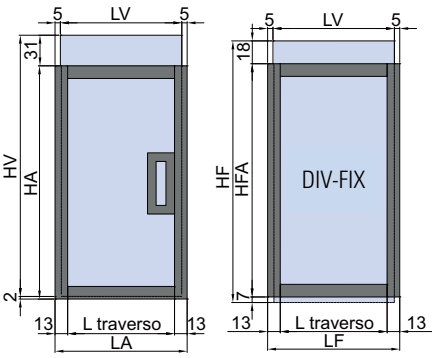

L traverso = LA - 26

xme599b

Componenti ▶ 170	Fin.	DIV-7713 DIV-7813 SET 1	DIV-7713 DIV-7813 1,5 SET 1
V-7700 L=2000 L=3000 L=4000 L=6000	AN / NO / IXO / BI / BC / BS	1	1
V-7704 L=2000 L=3000 L=4000 L=6000	AN / NO / IXO / BI / BC / BS	1	1
V-7006 (OPTIONAL) L=2000 L=3000 L=6000	AN	(2)	(2)
V-7702	–	1	1
DIV-7706 (for DIV-7713) **DIV-7806** (for DIV-7813)	–	1	1
V-7708-70 Kg / **V-7708-100** Kg (OPTIONAL) SOFT-CLOSE	–	(1) (2)	(1) (2)
DIV-995 anta intelaiata 995 x 2980	AN / NO / IXO / BI / BC / BS	2	-
DIV-1495 anta intelaiata 1495 x 2980	AN / NO / IXO / BI / BC / BS	-	2
DIV-FIX-995 anta intelaiata 995 x 2980	AN / NO / IXO / BI / BC / BS	1	-
DIV-FIX-1495 anta intelaiata 1495 x 2980	AN / NO / IXO / BI / BC / BS	-	1
DIV-204 listello (OPTIONAL)	AN / NO / IXO / BI / BC / BS	(n)	(n)

DIVINA + TELESCOPICO 3 VIE (OPTIONAL SOFT-CLOSE)

BINARI A VISTA

SOFT-CLOSE

DIV-1880

TRASCINAMENTO MECCANICO

80 Kg

10

550 min
1000 max

Fin.

AN Alluminio anodizzato	**NO** Nero opaco

COMPONENTI ▶ 182





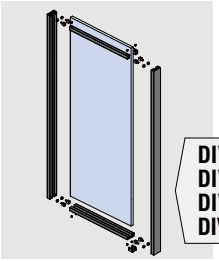

• Anta intelaiata

DIV-995 995 x 2980 mm
DIV-1495 1495 x 2980 mm
DIV-FIX-995 995 x 2980 mm
DIV-FIX-1495 1495 x 2980 mm

DIV-1880 SET 1

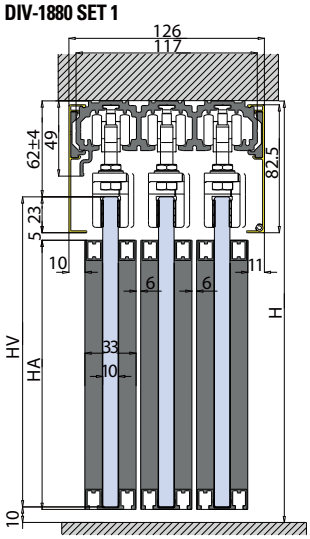

HV = H - 72
HA = HV - 26

DIV-1885 SET 1

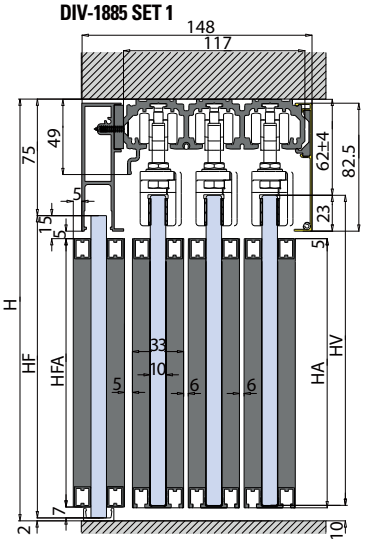

HV = H - 72
HF = H - 77

HV = H - 26
HFA = HF - 22

OPTIONAL	
VP-019-MT	VP-018-MT
2	3
1000 mm	
2000 mm	
3000 mm	

• Guarnizioni per sede vetro fisso

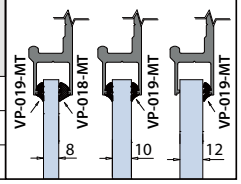

DIV-1880
TRASCINAMENTO MECCANICO

DIV-1880 SET 1 • Soffitto

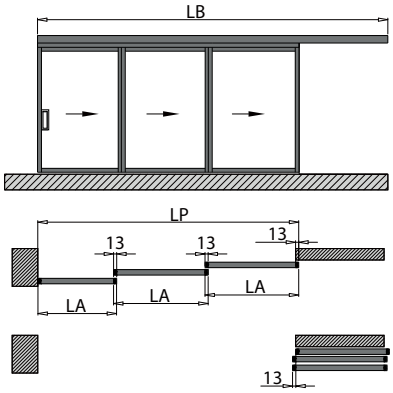

LA = (LP + 39) / 3
LV = LA - 11

LB = LP + LA + 150

DIV-1885 SET 1 • Soffitto

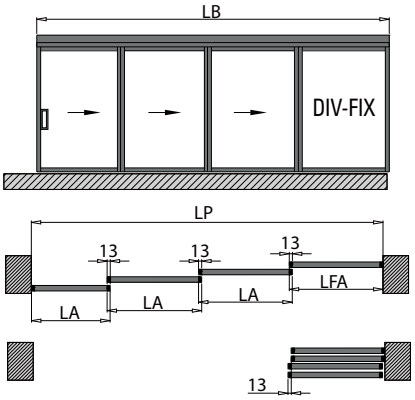

LA = LFA = (LP + 39) / 4
LV = LA - 11

LB = LP

xme625a

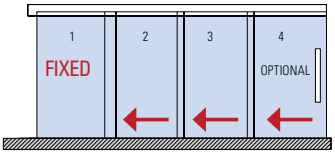

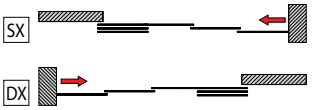

• Sinistra

• Destra

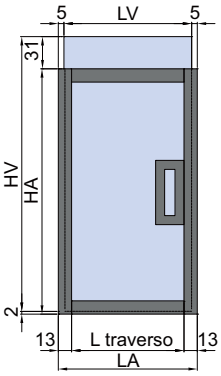

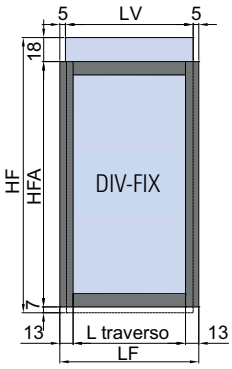

ANTA INTELAIATA "DIVINA"

L traverso = LA - 26

FILO

PROFILO PERIMETRALE

GAMMA FINITURE

BC
• Bronzo chiaro

BS
• Bronzo scuro

AN
• Alluminio anodizzato

BI
• Bianco opaco

NO
• Nero opaco

DIMENSIONE PROFILI

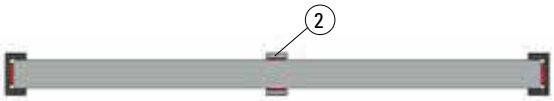

SET ANTA

FIL-1495 1495 x 2980 mm

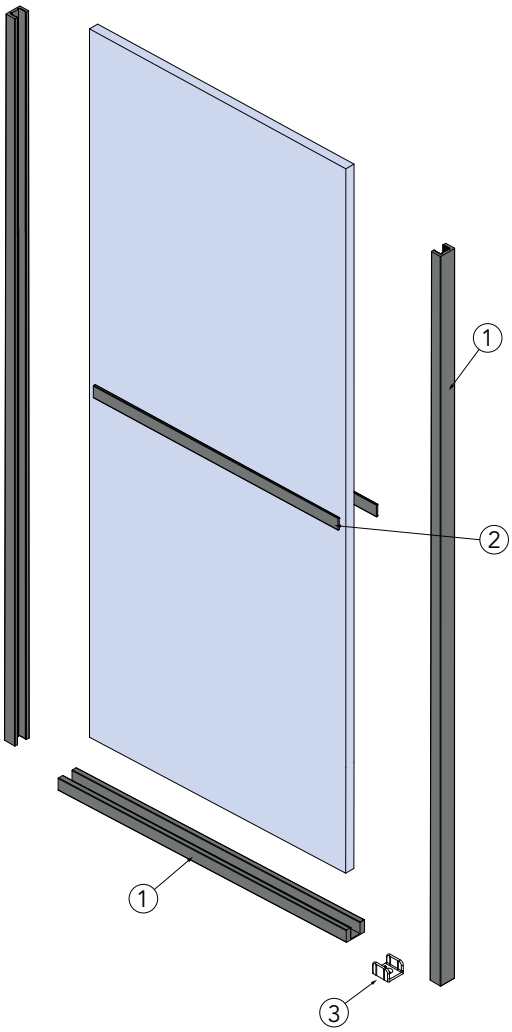

1 **FIL-202**
- Profilo perimetrale

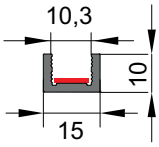

2 **FIL-203 (optional)**
- Traversino

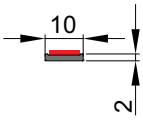

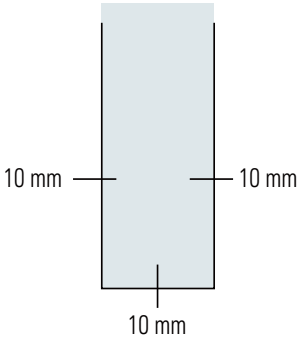

3 **DIV-012**
- Guida porta

- Biadesivo preinstallato

FILO

ANTA INTELAIATA

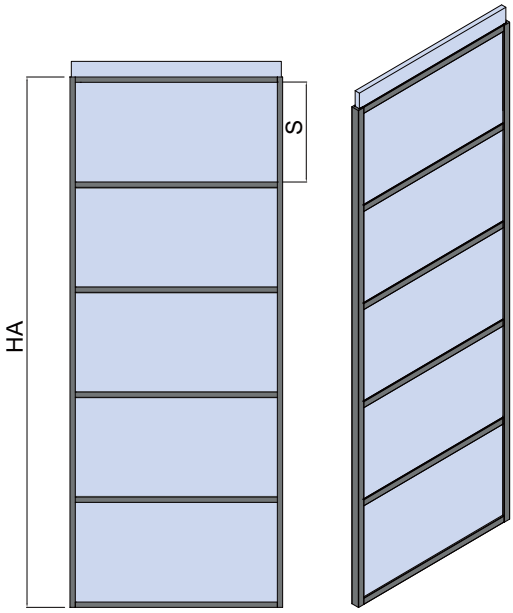

V = HA - (10 x 6)
S = V / 5

• V e VL sono valori che servono solo per il calcolo

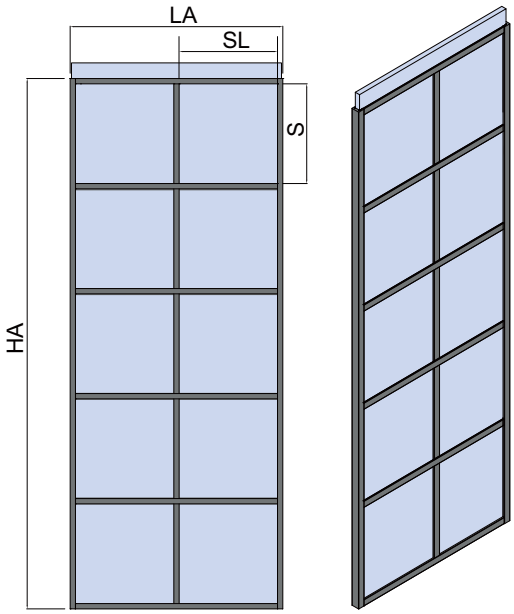

V = HA - (10 x 6)
S = V / 5
VL = LA - 30
SL = VL / 2

MY METALGLAS
Componi la tua anta per quantificare i traversini da ordinare

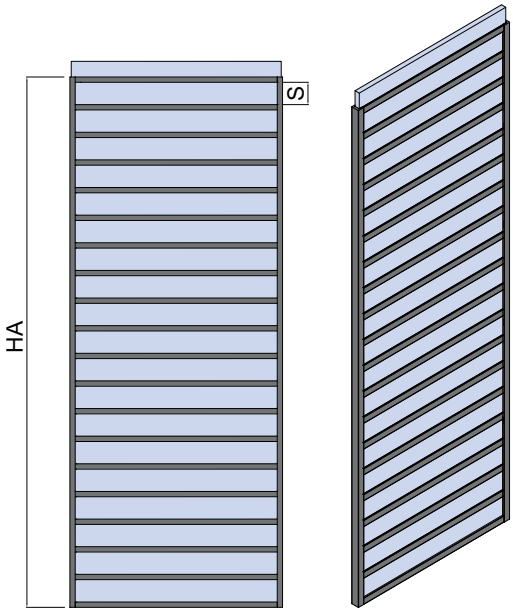

V = HA - (10 x N)
S = V / (N - 1)

• N = N° traversi



VL = LA - (10 x N)
S = VL / (N - 1)

• N = N° montanti

FILO + Ri-EVOLUTION (OPTIONAL SOFT-CLOSE)

BINARI A VISTA

V-5600 + FIL

120 Kg

V-5650 + FIL

80 Kg

V-5700 + FIL

120 Kg

10

500 min
1000 max

COMPONENTI ▶ 82

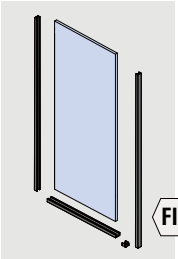



V-5602
- Regolazione frontale



V-5652
- Regolazione frontale

V-7602
- Regolazione dal basso

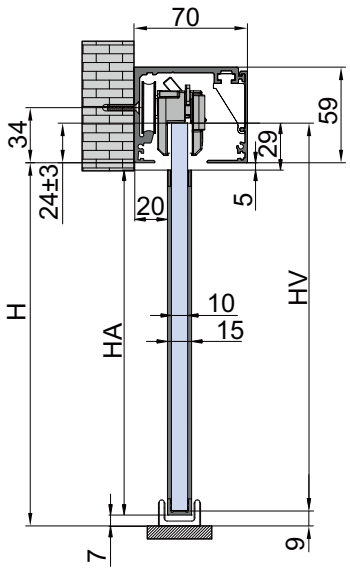

HV = H + 15
HA = HV - 26

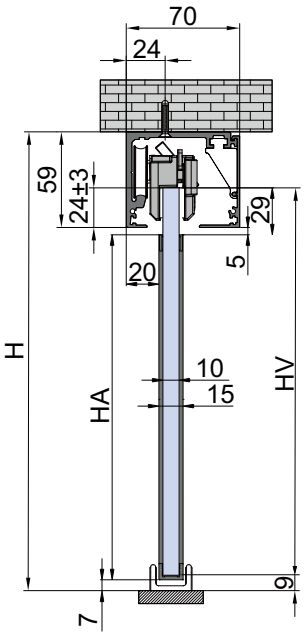

HV = H - 44
HA = HV - 26

V-5600 / V-5650 / V-5700 SET 1

- Set per 1 anta scorrevole, fissaggio a parete/soffitto

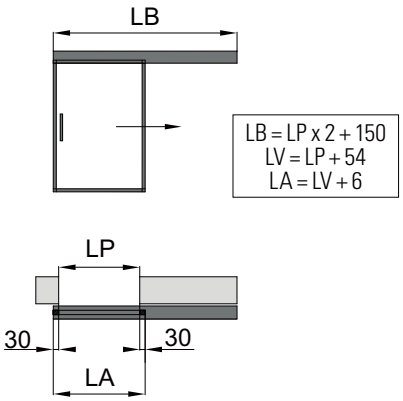

LB = LP x 2 + 150
LV = LP + 54
LA = LV + 6

V-5600 / V-5650 / V-5700 SET 2

- Set per 2 ante scorrevoli, fissaggio a parete/soffitto

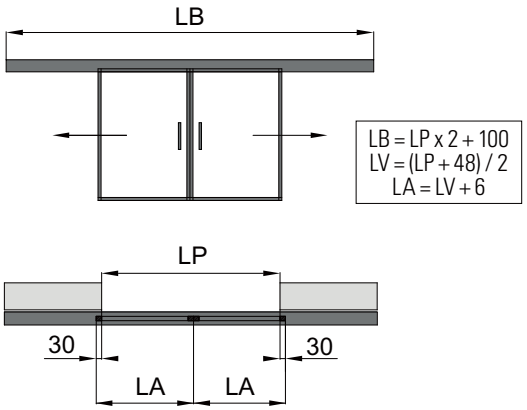

LB = LP x 2 + 100
LV = (LP + 48) / 2
LA = LV + 6

ANTA INTELAIATA "FILO"

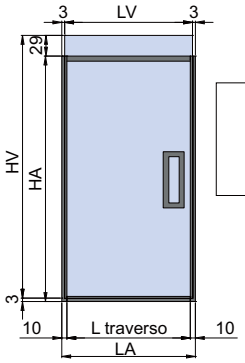

L traverso
= LA - 20

- Fori vetro sicurezza **optional**

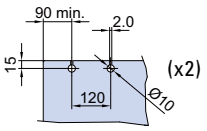

xme595a

Componenti ▶ 82	Fin.	V-5600 SET 1	V-5650 SET 1	V-5700 SET 1	V-5600 SET 2	V-5650 SET 2	V-5700 SET 2
V-5600 L=2000 L=3000 L=4000 L=6000	AN / NO / BI / BC / BS	1	1	1	1	1	1
V-5602	–	1	-	-	2	-	-
V-5652	–	-	1	-	-	2	-
V-7602	–	-	-	1	-	-	2
V-5606-70 Kg / **V-5606-80** Kg / **V-5606-100** Kg / **V-5606-120** Kg (OPTIONAL)	–	(1)	(1)	(1)	(2)	(2)	(2)
V-5601	AN / NO / BI / BC / BS	1	1	1	1	1	1
FIL-1495 anta intelaiata 1495 x 2980 (OPTIONAL)	AN / NO / BI / BC / BS	(1)	(1)	(1)	(2)	(2)	(2)
FIL-203 listello (OPTIONAL)	AN / NO / BI / BC / BS	(n)	(n)	(n)	(n)	(n)	(n)

FILO + Ri-EVOLUTION (OPTIONAL SOFT-CLOSE)

BINARI A VISTA

V-5603 + FIL

120 Kg

V-5653 + FIL

80 Kg

V-5703 + FIL

120 Kg

10

500 min
1000 max



COMPONENTI ▶ 82

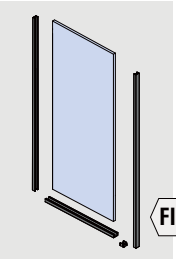



V-5602
- Regolazione frontale

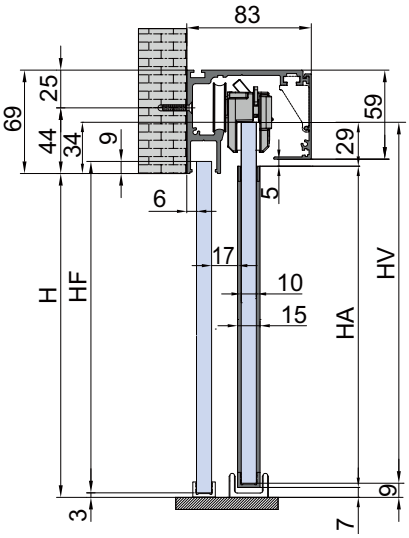

HV = H + 25
HF = H + 6
HA = HV - 26

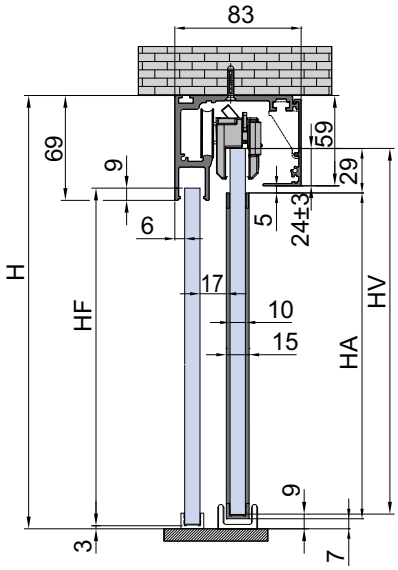

HV = H - 44
HF = H - 63
HA = HV - 26



V-5652
- Regolazione frontale

V-7602
- Regolazione dal basso

V-5603 / V-5653 / V-5703 SET 1

- Set per 1 anta scorrevole, fissaggio a parete/soffitto

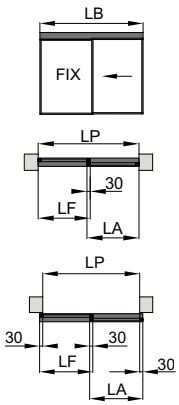

LB = LP
LV = (LP + 20) / 2
LA / LF = LV + 6

LB = LP + 100
LV = (LP + 81) / 2
LA / LF = LV + 6

V-5603 / V-5653 / V-5703 SET 2

- Set per 2 ante scorrevoli, fissaggio a parete/soffitto

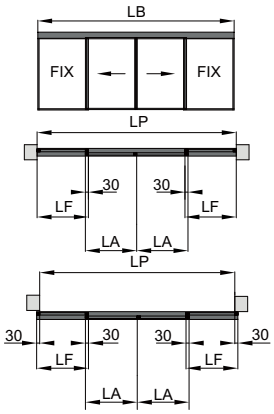

LB = LP
LV = (LP + 40) / 4
LA / LF = LV + 6

LB = LP + 100
LV = (LP + 100) / 4
LA / LF = LV + 6

ANTA INTELAIATA "FILO"

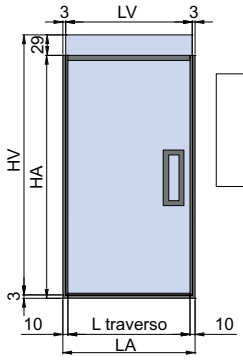

L traverso
= LA - 20

- Fori vetro sicurezza **optional**

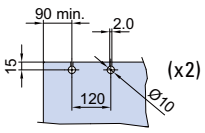

xme595c / xme595b

Componenti ▶ 82	Fin.	V-5603 SET 1	V-5653 SET 1	V-5703 SET 1	V-5603 SET 2	V-5653 SET 2	V-5703 SET 2
V-5603 L=2000 L=3000 L=4000 L=6000	AN / NO / BI / BC / BS	1	1	1	1	1	1
V-5602	–	1	-	-	2	-	-
V-5652	–	-	1	-	-	2	-
V-7602	–	-	-	1	-	-	2
V-5606-70 Kg / **V-5606-80** Kg / **V-5606-100** Kg / **V-5606-120** Kg (OPTIONAL)	–	(1)	(1)	(1)	(2)	(2)	(2)
V-5611 (OPTIONAL)	AN / NO / BI / BC / BS	(1)	(1)	(1)	(1)	(1)	(1)
FIL-1495 anta intelaiata 1495 x 2980 (OPTIONAL)	AN / NO / BI / BC / BS	(1)	(1)	(1)	(2)	(2)	(2)
FIL-203 listello (OPTIONAL)	AN / NO / BI / BC / BS	(n)	(n)	(n)	(n)	(n)	(n)

FILO + INVISIBLE (OPTIONAL SOFT-CLOSE)

BINARI INVISIBILI

V-7600 + FIL

120 Kg

10

500 min
1000 max

COMPONENTI ▶ 130

V-7600

V-7602 120 Kg

V-5606-70 70 Kg | **V-5606-80** 80 Kg
V-5606-100 100 Kg | **V-5606-120** 120 Kg

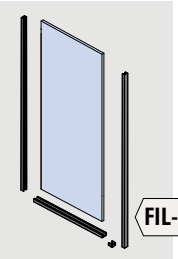
FIL-1495 1495 x 2980 mm

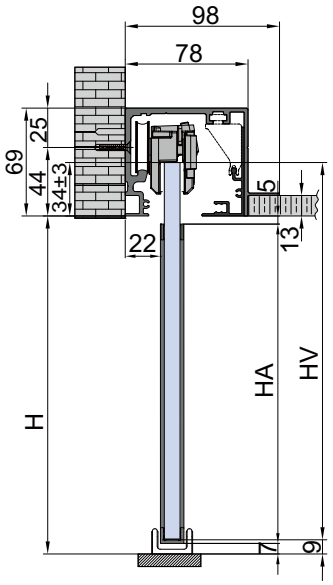

HV = H + 25
HA = HV - 36

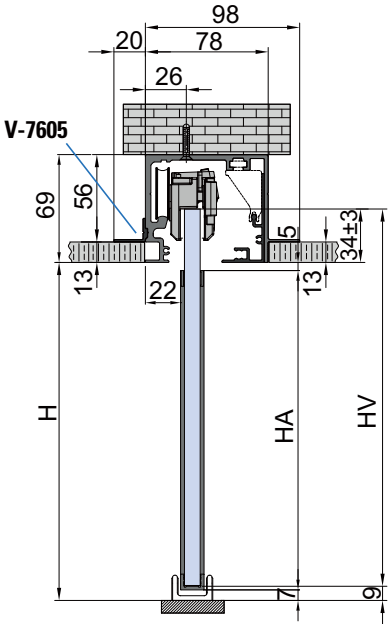

HV = H + 25
HA = HV - 36

ANTA INTELAIATA "FILO"

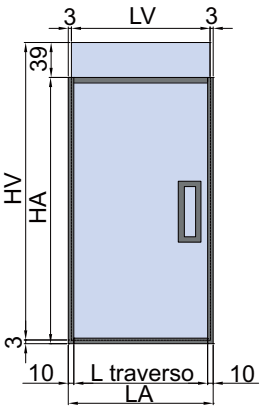

L traverso = LA - 20

- Fori vetro sicurezza **optional**

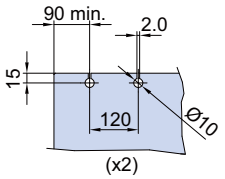

V-7600 SET 1

- Set per 1 anta scorrevole, fissaggio a parete/soffitto

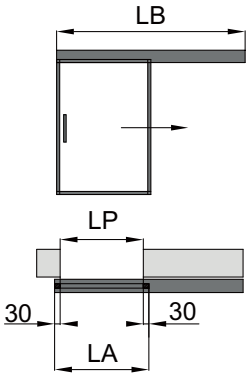

LB = LP x 2 + 150
LV = LP + 54
LA = LV + 6

V-7600 SET 2

- Set per 2 ante scorrevoli, fissaggio a parete/soffitto

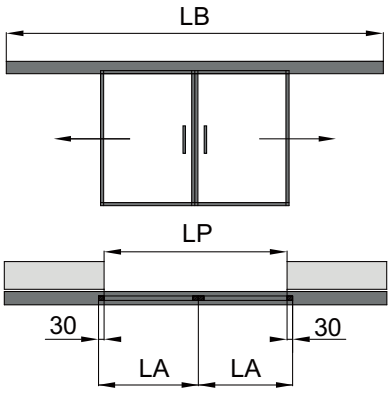

LB = LP x 2 + 100
LV = (LP + 48) / 2
LA = LV + 6

xme595d

Componenti ▶ 130	Fin.	V-7600 SET 1	V-7600 SET 2
V-7600 L=2000 L=3000 L=4000 L=6000	AN	1	1
V-7605 L=2000 L=3000 L=4000 L=6000 (OPTIONAL)	GR	(1)	(1)
V-7602	–	1	2
V-5606-70 Kg / **V-5606-80** Kg / **V-5606-100** Kg / **V-5606-120** Kg (OPTIONAL)	–	(1)	(2)
FIL-1495 anta intelaiata 1495 x 2980 (OPTIONAL)	AN / NO / BI / BC / BS	1	2
FIL-203 listello (OPTIONAL)	AN / NO / BI / BC / BS	(n)	(n)

FILO + INVISIBLE (OPTIONAL SOFT-CLOSE)

BINARI INVISIBILI

V-7603 + FIL

120 Kg

10

500 min
1000 max

COMPONENTI ▶ 130

V-7603

V-7602 120 Kg

V-5606-70 70 Kg | **V-5606-80** 80 Kg
V-5606-100 100 Kg | **V-5606-120** 120 Kg

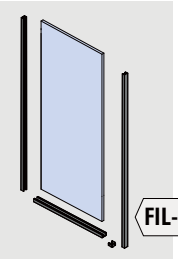

FIL-1495 1495 x 2980 mm

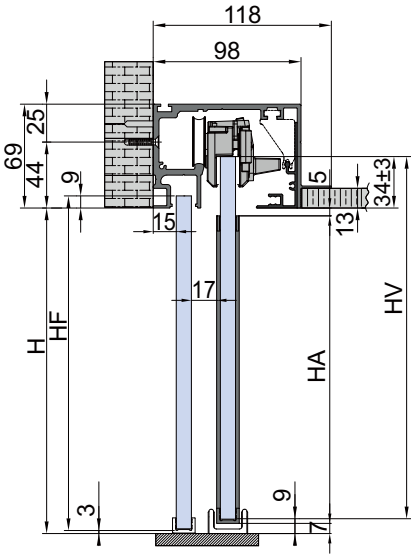

HV = H + 25
HF = H + 6
HA = HV - 36

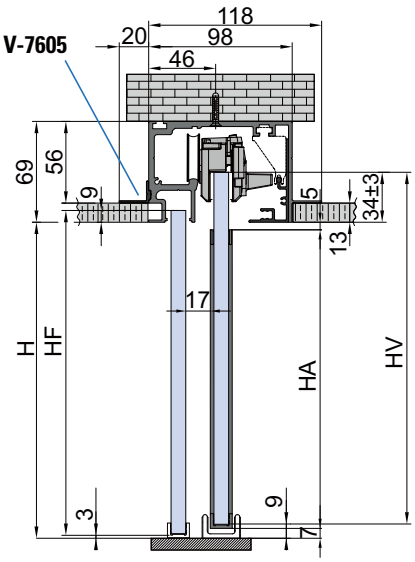

HV = H + 25
HF = H + 6
HA = HV - 36

ANTA INTELAIATA "FILO"

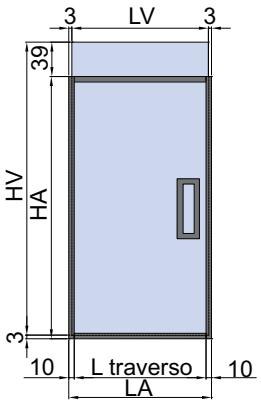

L traverso = LA - 20

• Fori vetro sicurezza **optional**

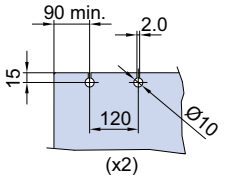

V-7603 SET 1

• Set per 1 anta scorrevole, fissaggio a parete/soffitto

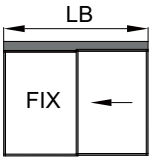

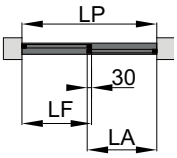

LB = LP
LV = (LP + 20) / 2
LA / LF = LV + 6

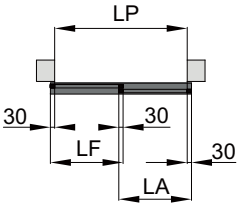

LB = LP + 100
LV = (LP + 81) / 2
LA / LF = LV + 6

V-7603 SET 2

• Set per 2 ante scorrevoli, fissaggio a parete/soffitto

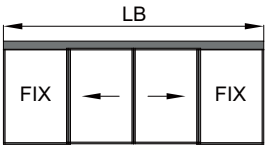

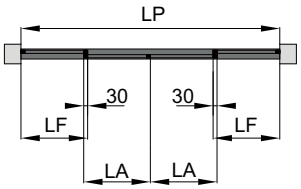

LB = LP
LV = (LP + 40) / 4
LA / LF = LV + 6

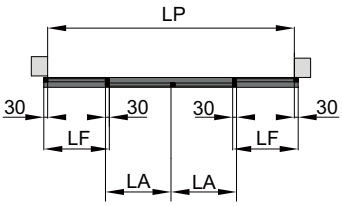

LB = LP + 100
LV = (LP + 100) / 4
LA / LF = LV + 6

xme595Ff / xme595e

Componenti ▶ 130	Fin.	V-7603 SET 1	V-7603 SET 2
V-7600 L=2000 L=3000 L=4000 L=6000	AN	1	1
V-7605 L=2000 L=3000 L=4000 L=6000 (OPTIONAL)	GR	(1)	(1)
V-7602	–	1	2
V-5606-70 Kg / **V-5606-80** Kg / **V-5606-100** Kg / **V-5606-120** Kg (OPTIONAL)	–	(1)	(2)
FIL-1495 anta intelaiata 1495 x 2980 (OPTIONAL)	AN / NO / BI / BC / BS	1	2
FIL-203 listello (OPTIONAL)	AN / NO / BI / BC / BS	(n)	(n)

FUSION
ANTA INTELAIATA

GAMMA FINITURE

IXO
• Effetto inox satinato

BC
• Bronzo chiaro

BS
• Bronzo scuro

AN
• Alluminio anodizzato

BI
• Bianco opaco

NO
• Nero opaco

DIMENSIONE PROFILI

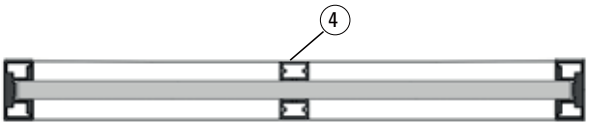

SET ANTA

FUS-995 995 x 2980 mm
FUS-1495 1495 x 2980 mm

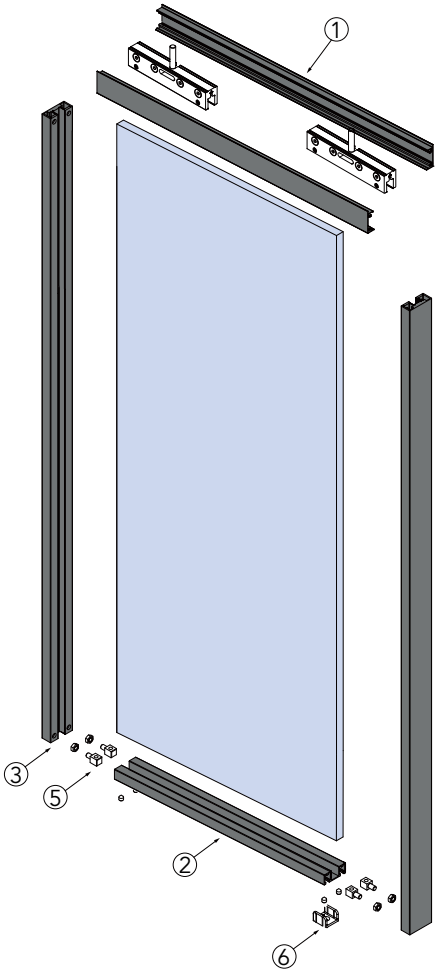

① **FUS-104**
- FUS-104 kit superiore con 2 pinze V-104 e 2 alette di copertura

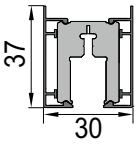

② **DIV-203**
- Traverso inferiore

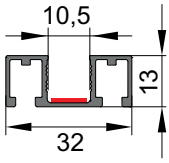

③ **DIV-202**
- Montante verticale

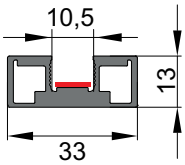

④ **DIV-204 (optional)**
- Traversino

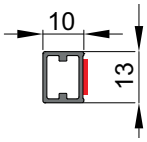

⑤ **P-F38**
- Kit assemblaggio

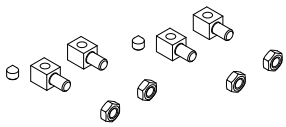

⑥ **DIV-012**
- Guida porta

⑦ **DIV-01**
- Dima foratura

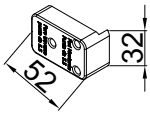

FUS-TS12
- Guida a pavimento per anta FUSION con controtelaio a scomparsa

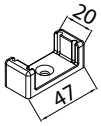

- Biadesivo preinstallato

FUSION
ANTA INTELAIATA

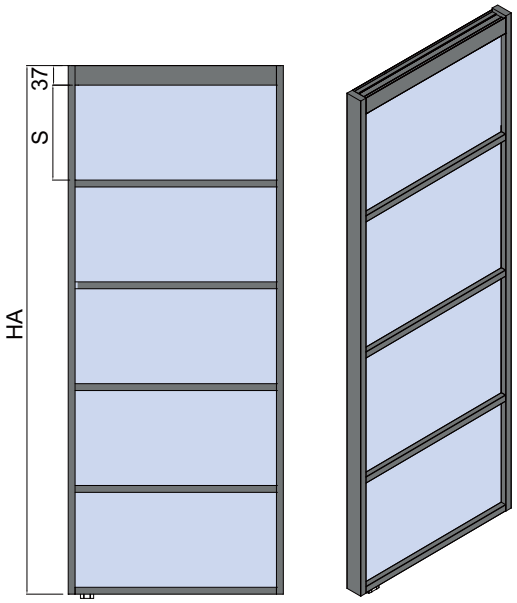

V1 = HA - 37
V2 = V1 - (13 x 5)
S = V2 / 5

• V e VL sono valori che servono solo per il calcolo

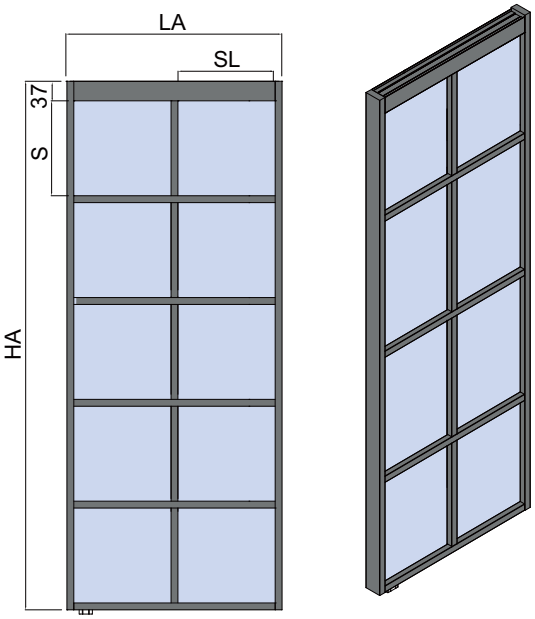

V1 = HA - 37
V2 = V1 - (13 x 5)
S = V2 / 5
VL = LA - 39

MY METALGLAS
Componi la tua anta per quantificare i traversini da ordinare

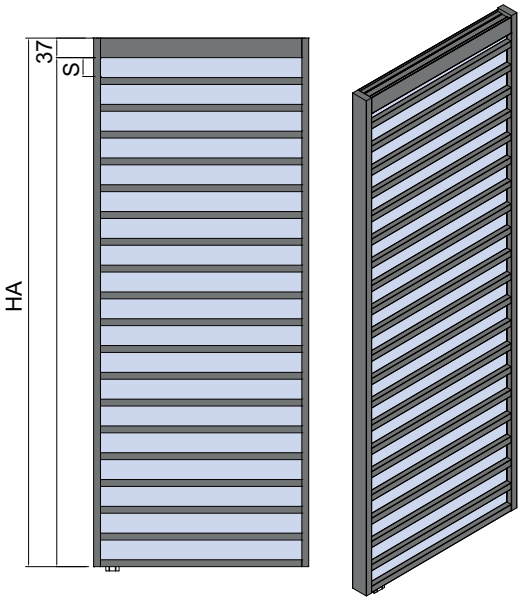

V1 = HA - 37
V2 = V1 - (13 x N)
S = V2 / N

- N = N° traversi
- NOTA BENE: il primo traverso da 37 mm non conta

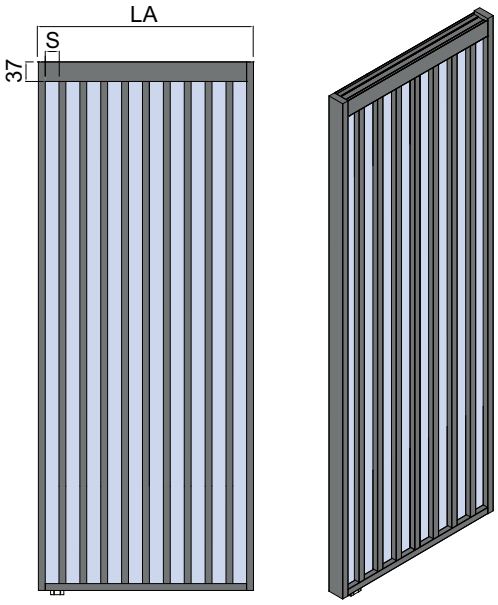

VL = LA - (13 x N)
S = VL / (N - 1)

- N = N° montanti

FUSION (OPTIONAL SOFT-CLOSE)

BINARI A VISTA

FUS-1900

80 Kg

10

500 min
1000 max

COMPONENTI ▶ 100

V-1900

V-1929

V-1927

FUS-1902

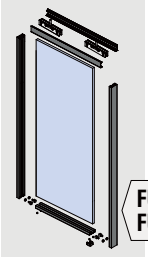

FUS-1908

FUS-995 995 x 2980 mm
FUS-1495 1495 x 2980 mm



FUS-1900

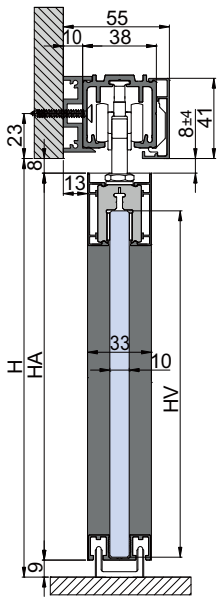

HA = H - 17
HV = HA - 22

FUS-1910

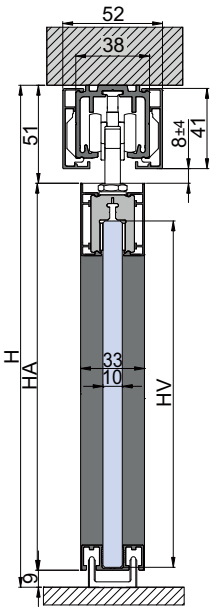

HA = H - 60
HV = HA - 22

• Maniglie **optionals** page ▶ 65

V-1906-D70 SOFT-CLOSE

	Soft-close chiusura / apertura	Fori optional
min 720	1	-
min 780	1	✔

V-1906-D100 SOFT-CLOSE

	Soft-close chiusura / apertura	Fori optional
min 720	1	-
min 780	1	✔

V-1906-70 SOFT-CLOSE

	Soft-close solo chiusura	Fori optional
min 670	1	-
min 730	1	✔

ANTA INTELAIATA "FUSION"

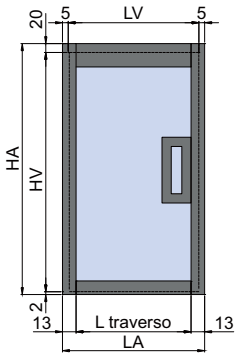

L traverso = LA - 26

• Lavorazione vetro obbligatoria

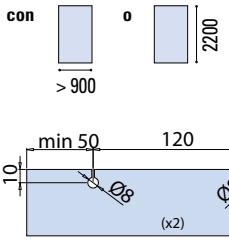

xme596

FUS-1900 SET 1
• **Parete**

FUS-1910 SET 1
• **Soffitto**

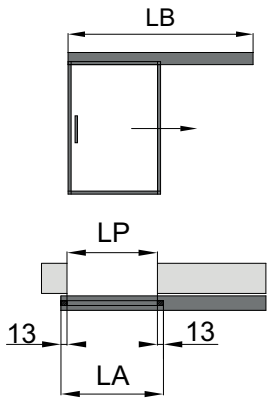

LB = LP x 2 + 150
LA = LP + 26
LV = LA - 10

FUS-1900 SET 2
• **Parete**

FUS-1910 SET 2
• **Soffitto**

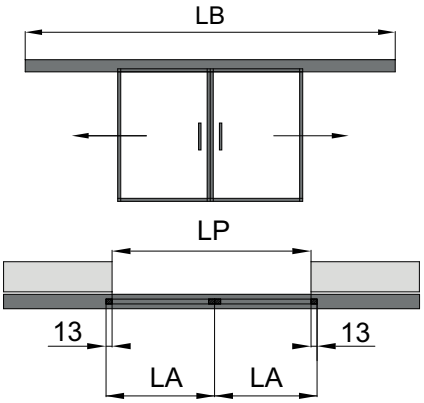

LB = LP x 2 + 100
LA = (LP + 26) / 2
LV = LA - 10

Componenti ▶ 100	Fin.	FU-1900 SET 1	V-1900 SET 2	V-1910 SET 1	V-1910 SET 2
V-1900 L=2000 L=3000 L=4000 L=6000	AN / NO	1	1	1	1
V-1929 L=2000 L=3000 L=4000 L=6000	AN / NO / IXO / BI / BC / BS	1	1	2	2
V-1927 L=2000 L=3000 L=4000 L=6000	AN / NO / IXO / BI / BC / BS	1	1	-	-
V-1902	-	1	2	1	2
FUS-995 anta intelaiata 995 x 2980	AN / NO / IXO / BI / BC / BS	1	2	1	2
V-1906-70 Kg / **V-1906-D70** Kg / **V-1906-D100** Kg (OPTIONAL)	–	(1)	(2)	(1)	(2)
FUS-1908	AN / NO / IXO / BI / BC / BS	1	1	-	-
DIV-204 listello (OPTIONAL)	AN / NO / IXO / BI / BC / BS	(n)	(n)	(n)	(n)

FUSION (OPTIONAL SOFT-CLOSE)

BINARI A VISTA O INVISIBILI

FUS-1910 / FUS-1950 SET5

80 Kg

10

500 min
1000 max

COMPONENTI ▶ 100

V-1900

V-1929

FUS-1902

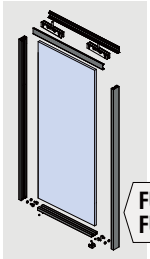

FUS-1908

FUS-995 995 x 2980 mm
FUS-1495 1495 x 2980 mm



FUS-1910

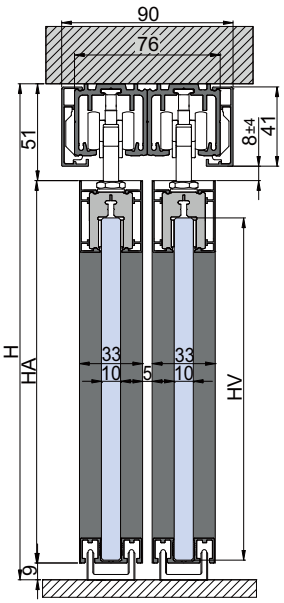

HA = H - 60
HV = HA - 22

FUS-1950

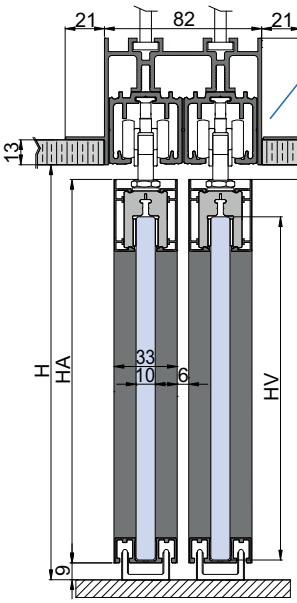

HA = H - 17
HV = HA - 22

- Maniglie **optionals** page ▶ 65

V-1906-D70 SOFT-CLOSE

	Soft-close chiusura / apertura	Fori optional
min 720	1	-
min 780	1	✔

V-1906-D100 SOFT-CLOSE

	Soft-close chiusura / apertura	Fori optional
min 720	1	-
min 780	1	✔

V-1906-70 SOFT-CLOSE

	Soft-close solo chiusura	Fori optional
min 670	1	-
min 730	1	✔

ANTA INTELAIATA "FUSION"

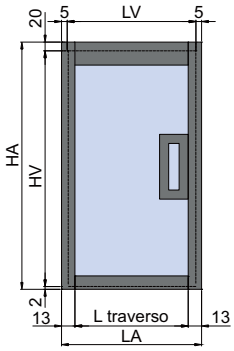

L traverso = LA - 26

- Lavorazione vetro obbligatoria

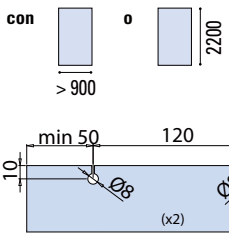

FUS-1910 / FUS-1950 SET 5

- Sistema per 2 ante scorrevoli libere intelaiate, fissaggio a soffitto

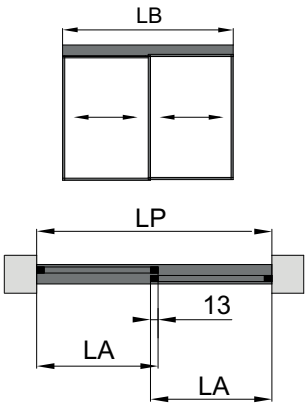

LB = LP
LA = (LP + 13) / 2
LV = LA - 10

V-1955

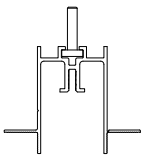

- Fissaggio con tirante M6

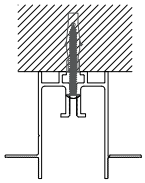

- Fissaggio con tassello

xme596

Componenti ▶ 100	Fin.	FUS-1910 SET 5	FUS-1950 SET 5
V-1900 L=2000 L=3000 L=4000 L=6000	AN / NO	2	2
V-1929 L=2000 L=3000 L=4000 L=6000	AN / NO / IXO / BI / BC / BS	2	-
V-1955 L=2000 L=3000 L=4000 L=6000	GR	-	1
V-1902	-	2	2
FUS-995 anta intelaiata 995 x 2980	AN / NO / IXO / BI / BC / BS	2	2
V-1906-70 Kg / **V-1906-D70** Kg / **V-1906-D100** Kg (OPTIONAL)	–	(2)	(2)
DIV-204 listello (OPTIONAL)	AN / NO / IXO / BI / BC / BS	(n)	(n)

FUSION (OPTIONAL SOFT-CLOSE)

BINARI INVISIBILI

FUS-1950

80 Kg

10

500 min
1000 max

COMPONENTI ▶ 100

V-1900

FUS-1902

V-1950

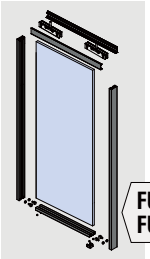

FUS-1908

FUS-995 995 x 2980 mm
FUS-1495 1495 x 2980 mm



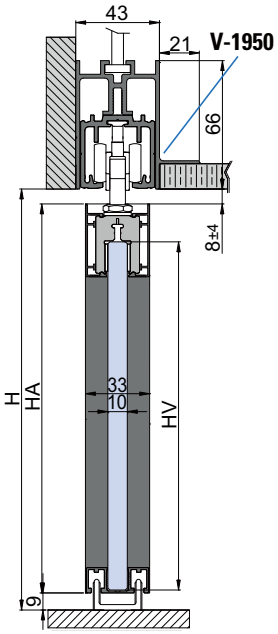

HA = H - 17
HV = HA - 22

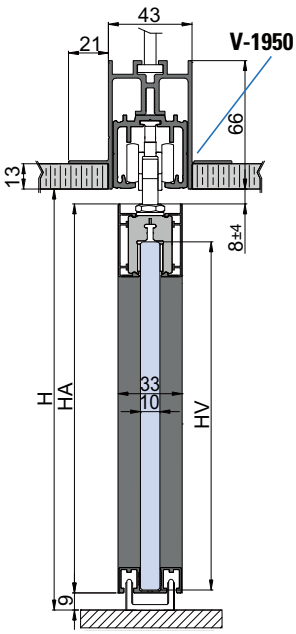

HA = H - 17
HV = HA - 22

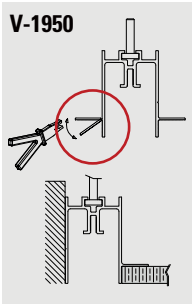

- Aletta removibile per accostamento a parete

V-1906-D70 SOFT-CLOSE

	Soft-close chiusura / apertura	Fori optional
min 720	1	-
min 780	1	✔

V-1906-D100 SOFT-CLOSE

	Soft-close chiusura / apertura	Fori optional
min 720	1	-
min 780	1	✔

V-1906-70 SOFT-CLOSE

	Soft-close solo chiusura	Fori optional
min 670	1	-
min 730	1	✔

ANTA INTELAIATA "FUSION"

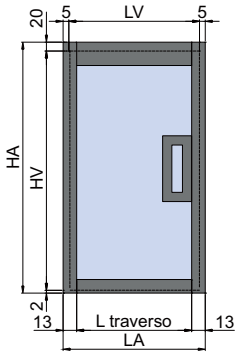

L traverso = LA - 26

- Lavorazione vetro obbligatoria

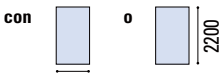

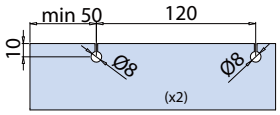

FUS-1950 SET 1

- Set per 1 anta scorrevole intelaiata, fissaggio a parete/soffitto

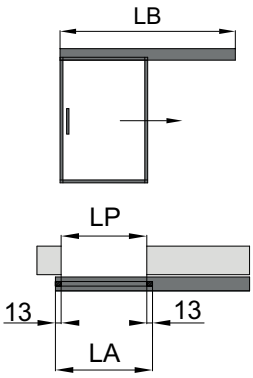

LB = LP x 2 + 150
LA = LP + 26
LV = LA - 10

FUS-1950 SET 2

- Set per 2 ante scorrevoli intelaiate, fissaggio a parete/soffitto

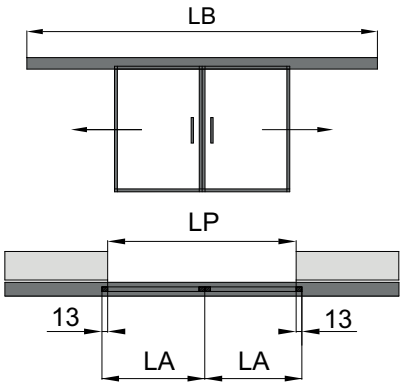

LB = LP x 2 + 100
LA = (LP + 26) / 2
LV = LA - 10

xme596

Componenti ▶ 100	Fin.	FU-1950 SET 1	V-1950 SET 2
V-1900 L=2000 L=3000 L=4000 L=6000	AN / NO	1	1
V-1950 L=2000 L=3000 L=4000 L=6000	GR	1	1
V-1902	-	1	2
FUS-995 anta intelaiata 995 x 2980	AN / NO / IXO / BI / BC / BS	1	2
V-1906-70 Kg / **V-1906-D70** Kg / **V-1906-D100** Kg (OPTIONAL)	–	(1)	(2)
DIV-204 listello (OPTIONAL)	AN / NO / IXO / BI / BC / BS	(n)	(n)

FUSION

VERSIONE PER CONTROTELAIO A SCOMPARSA (NON FORNITO)

FUS + TS-04 / TS-03

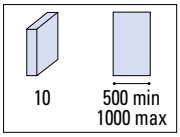

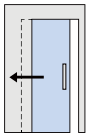

COMPONENTI ▶ 100

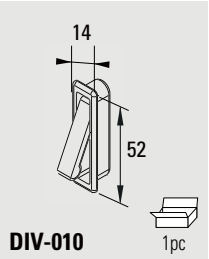

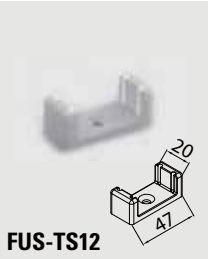



FUS-995
995 x 2980 mm
FUS-1495
1495 x 2980 mm

• Maniglie / Serrature **optionals** page ▶ 64-65

TS-04

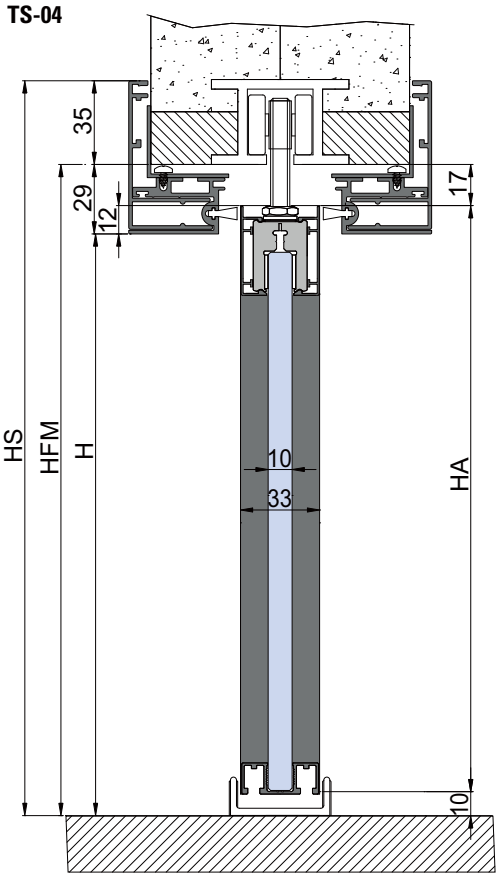

HA = HFM - 27
HS = HFM + 35
HV = HA - 22

TS-03

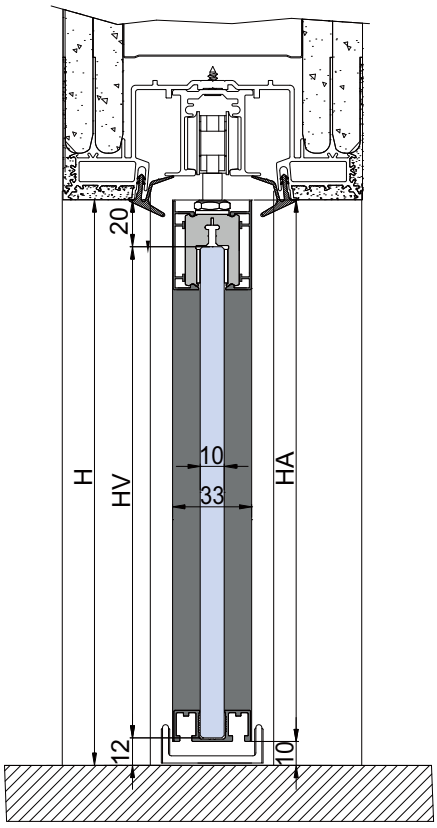

HA = H - 10
HV = HA - 22

TS-04

• Telaio in alluminio per porta a scomparsa

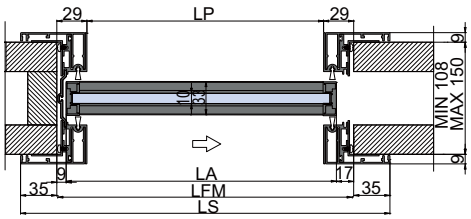

LB = LP
LA = (LP + 13) / 2
LV = LA - 10

TS-03

• Set profili legno grezzo verniciabili dal cliente per controtelai standard rasoparete (non forniti)

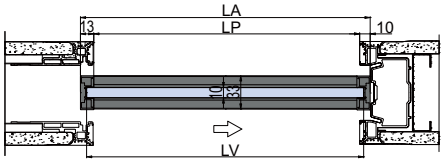

LA = LP + 23
LV = LA - 10

ANTA INTELAIATA "FUSION"

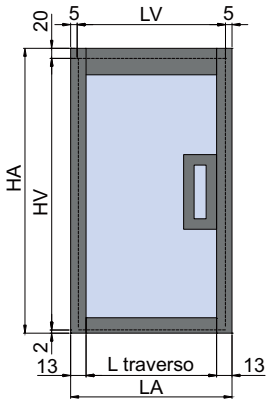

L traverso = LA - 26

• Lavorazione vetro obbligatoria

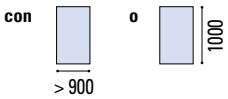

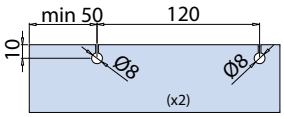

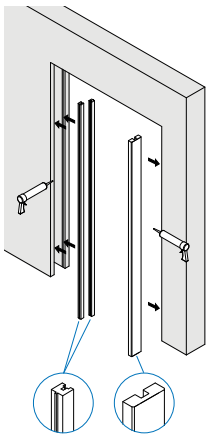

xme596e / xme596d

ACCESSORI ANTE INTELAIATE DIVINA-FUSION

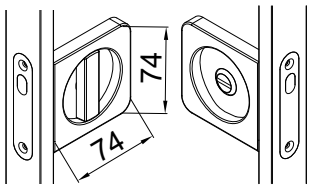

DIV-009
- Serratura per anta scorrevole intelaiata AN-IXO-NO-BI-BC-BS

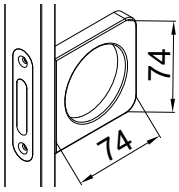

DIV-009 2FLG
- Controserratura per anta scorrevole intelaiata AN-IXO-NO-BI-BC-BS

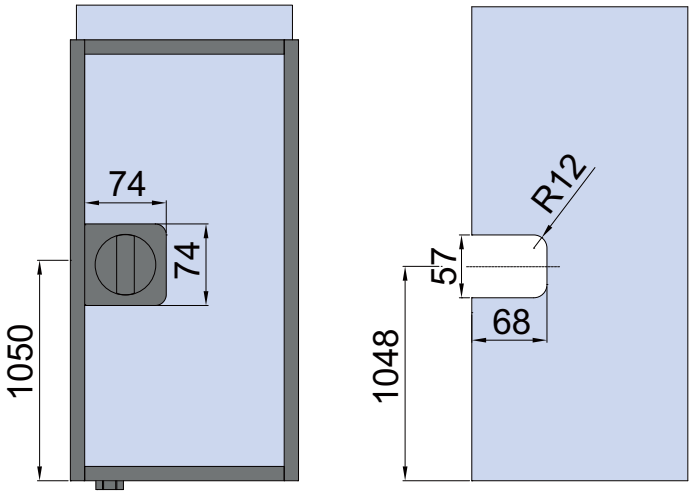

- Lavorazione vetro per serratura DIV-009 e controserratura DIV-009 2FLG

xme595m/xme595r

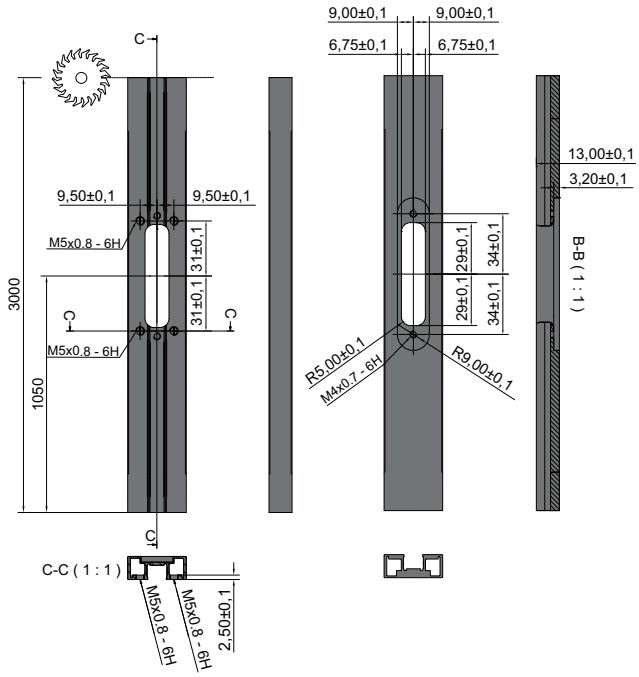

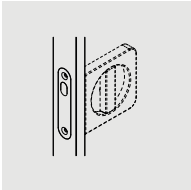

SET:
- Anta intelaiata con fresatura per serratura DIV-009 o controserratura DIV-009 2FLG (non incluse)



DIVINA:

DIV-SER-995 995 x 2980 mm

DIV-SER-1495 1495 x 2980 mm



FUSION:

FUS-SER-995 995 x 2980 mm

FUS-SER-1495 1495 x 2980 mm

xme595n

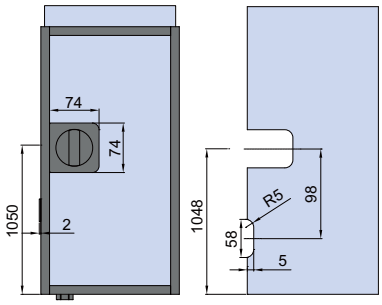

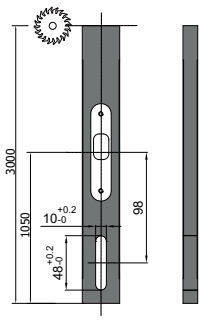

DIV-010
- Tirante per anta intelaiata CP-CR-IXO

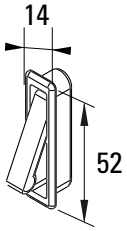

- Lavorazione vetro per serratura DIV-009 e nicchia a tirare DIV-010 per scorrevole a scomparsa

LAV-DIV-010
- Lavorazione montante per nicchia a tirare DIV-010 per scorrevole a scomparsa

FUS-TS12
- Guida a pavimento per anta FUSION con controtelaio a scomparsa

xme595r

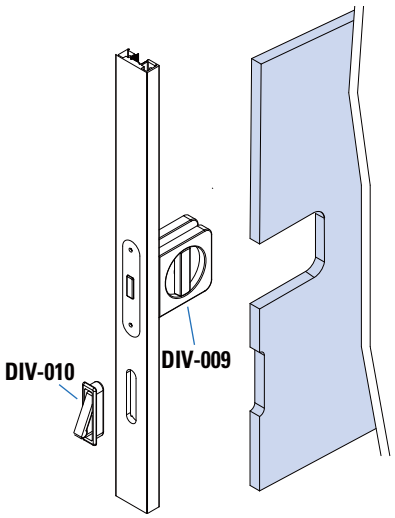

- ATTENZIONE: in caso di doppia anta scorrevole a scomparsa

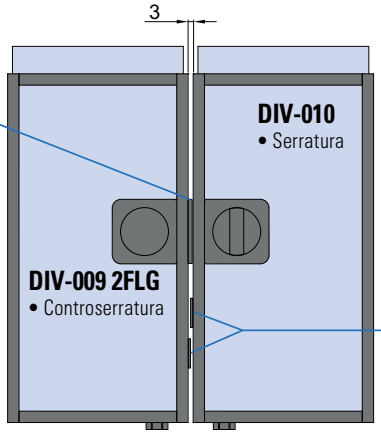

- Frontalino non incassato controserratura
- Nicchia a tirare da sfalsare per poter chiudere la serratura

xme595r

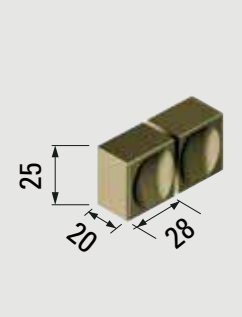

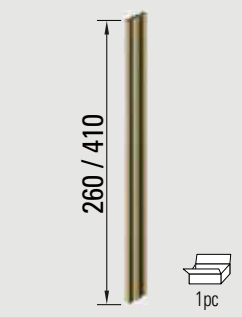

DIV-008
- Paio nicchie scorrevole ad incollaggio AN-IXO-NO-BI-BC-BS-CR

DIV-007
- Paio nicchie scorrevole ad incollaggio AN-IXO-NO-BI-BC-BS-CR

B-196
- Paio pomoli CR-NS-NO

V-532-INC
- Pezzo nicchia tonda ad incollaggio AN-NS-NO-BI

POR-0408V
- Maniglione singolo con biadesivo AN-IXO-BC-BS-NO-BI-AL-CR

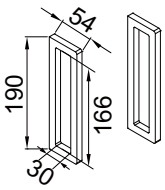

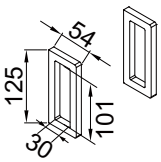

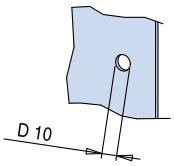

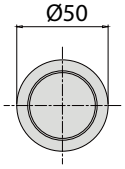

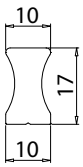

xme595m/xfb-139

PARETE DIVINA CON SCORREVOLE

DIV-058
PROFILO A SCATTO PER VETRO FISSO

—

DIV
ANTA

—

DIV-204
LISTELLO

—

DIV-208
PROFILO "H" VETRO-VETRO

—

DIV-5603 Ri-EVOLUTION
SISTEMA CON FISSO

—

BI
FINITURA

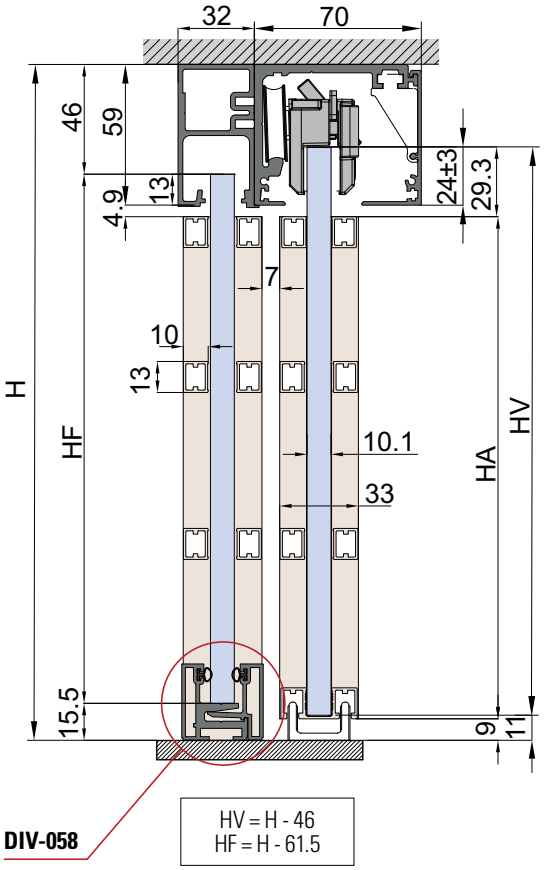

PARETE DIVINA CON SCORREVOLE

PROFILI A SCATTO PER FISSI

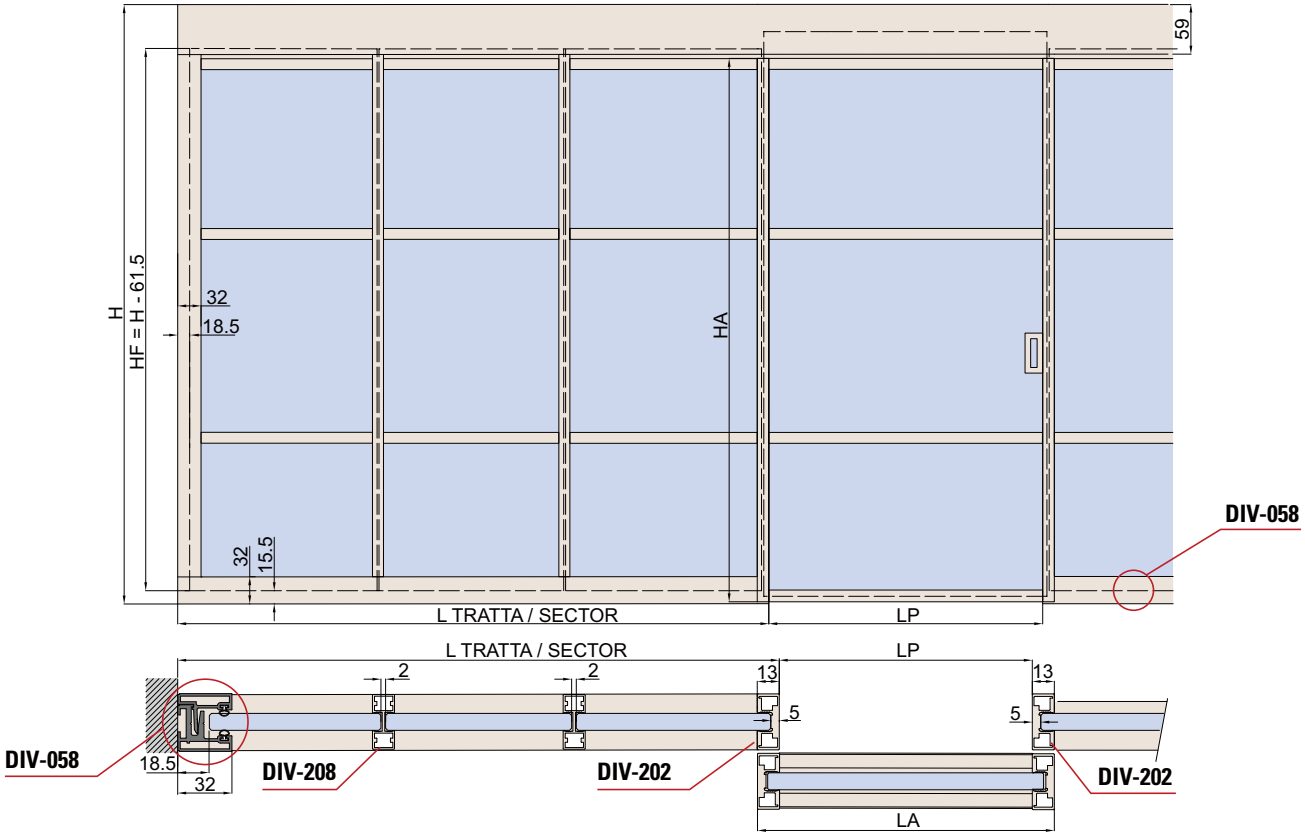

DIV-058
• Profilo a scatto per vetro fisso

DIV
• Anta

DIV-204
• Listello

DIV-202
• Montante verticale

DIV-208
• Profilo "H" vetro-vetro

DIV-5603 Ri-EVOLUTION
• Sistema con fisso

BI
• Finitura

DIV-058

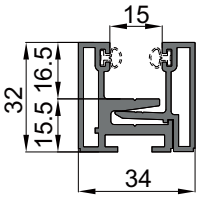

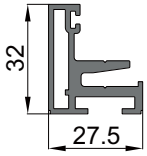

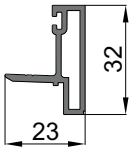

VP-210-12
- Per vetro da 10 mm

VP-210
- Per vetro da 8 mm

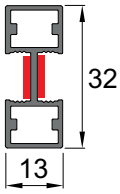

DIV-208
- Profilo "H" vetro-vetro

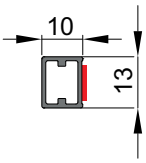

DIV-204
- Traversino

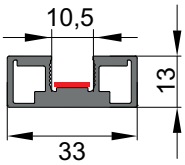

DIV-202
- Montante verticale

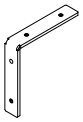

VP-051

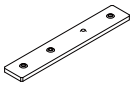

VP-050

- Biadesivo preinstallato

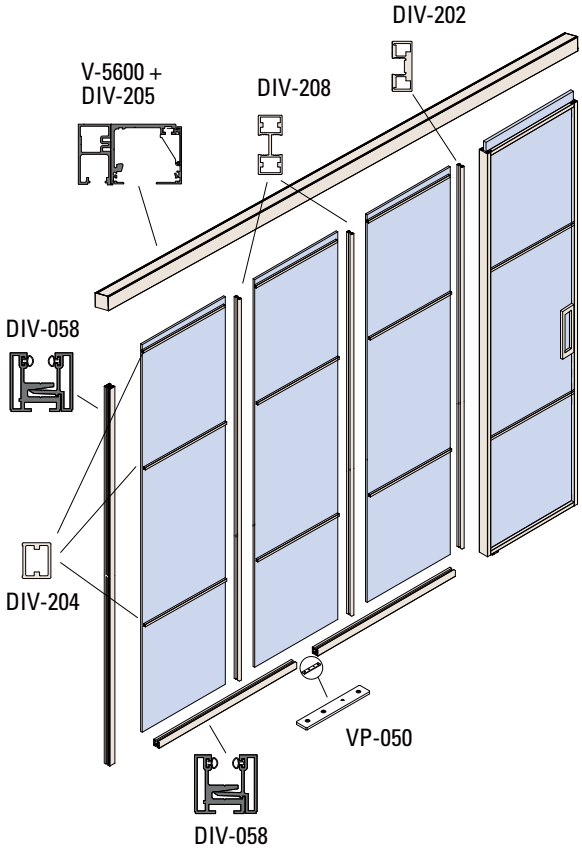

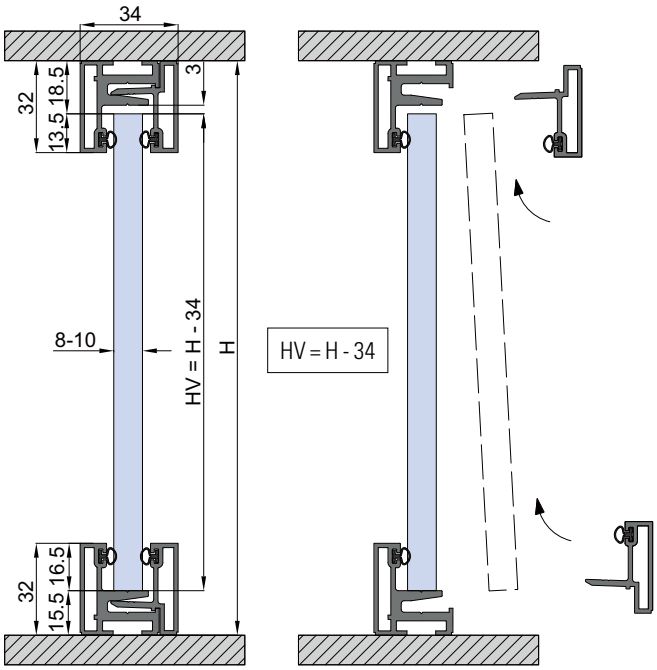

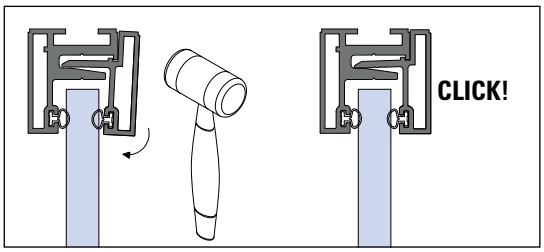

PARETE DIVINA + Ri-EVOLUTION (OPTIONAL SOFT-CLOSE)

PARETE DIVINA CON SCORREVOLE

Sliding system	DIV-5603	+ DIV-058	+ DIV-208	+ DIV-204
Max	120 kg	• Profilo a scatto	• Profilo H	• Listello
Soft-close	70-80-100-120 kg (optional)			

10 — 500 min / 1000 max

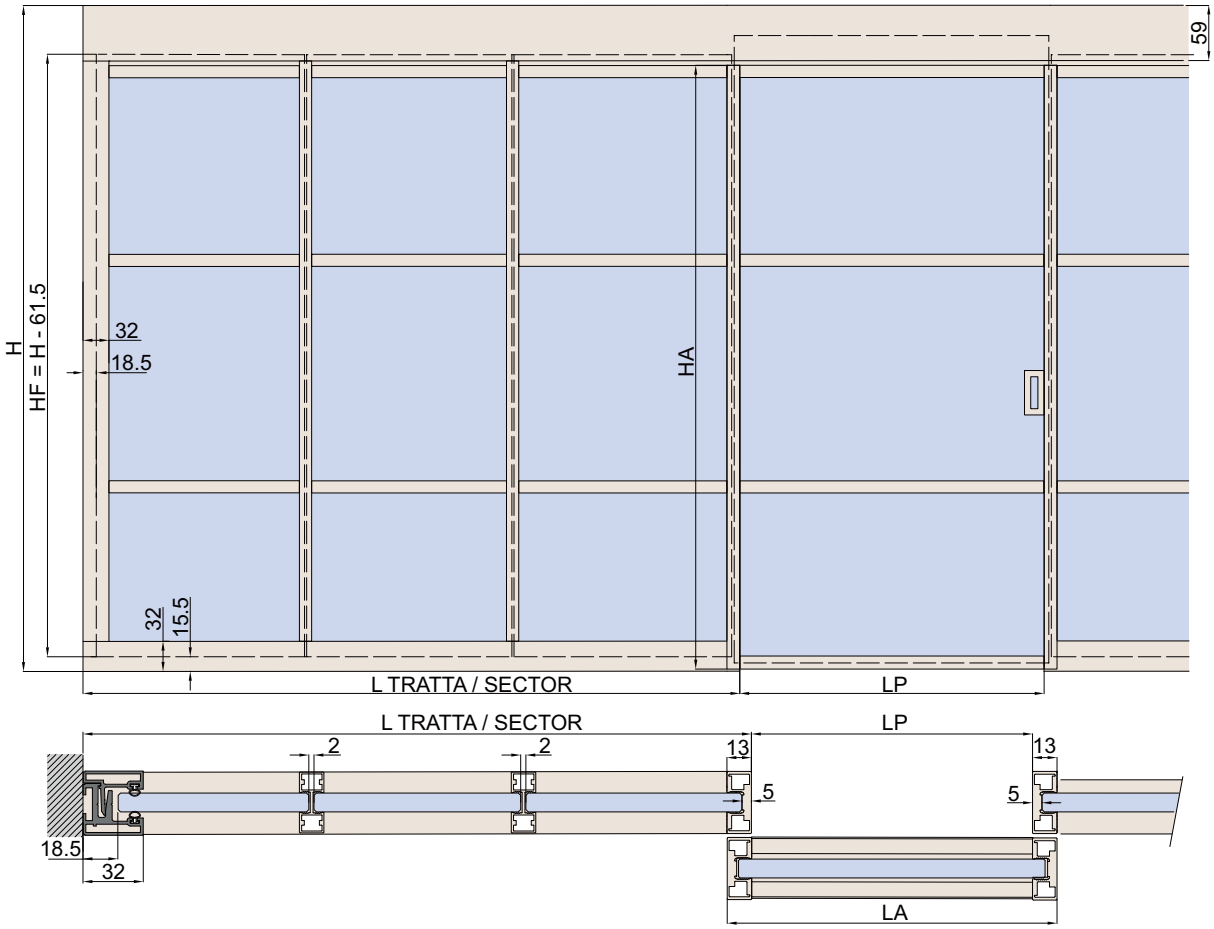

Anta intelaiata "Divina"

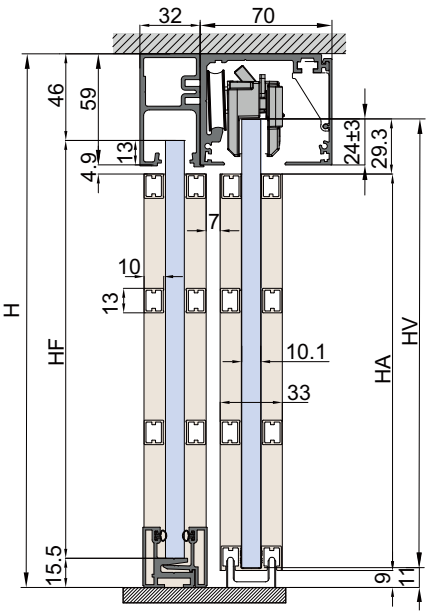

HV = H - 46
HF = H - 61.5

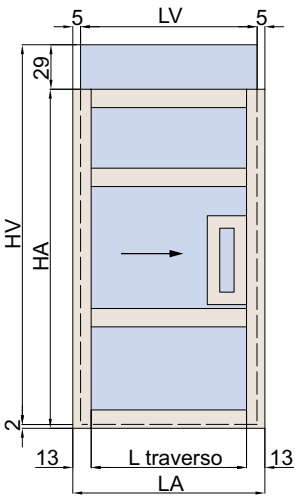

L traverso = LA - 26

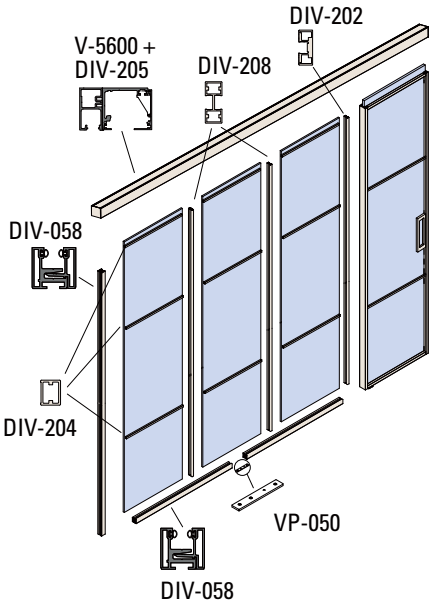

xme620ef

PARETE DIVINA + INVISIBLE (OPTIONAL SOFT-CLOSE)

PARETE DIVINA CON SCORREVOLE

Sliding system	DIV-7603	+ V-7606	+ DIV-058	+ DIV-208	+ DIV-204	
Max	120 kg	(optional)	• Profilo a scatto	• Profilo H	• Listello	10 / 500 min 1000 max
Soft-close	70-80-100-120 kg (optional)					

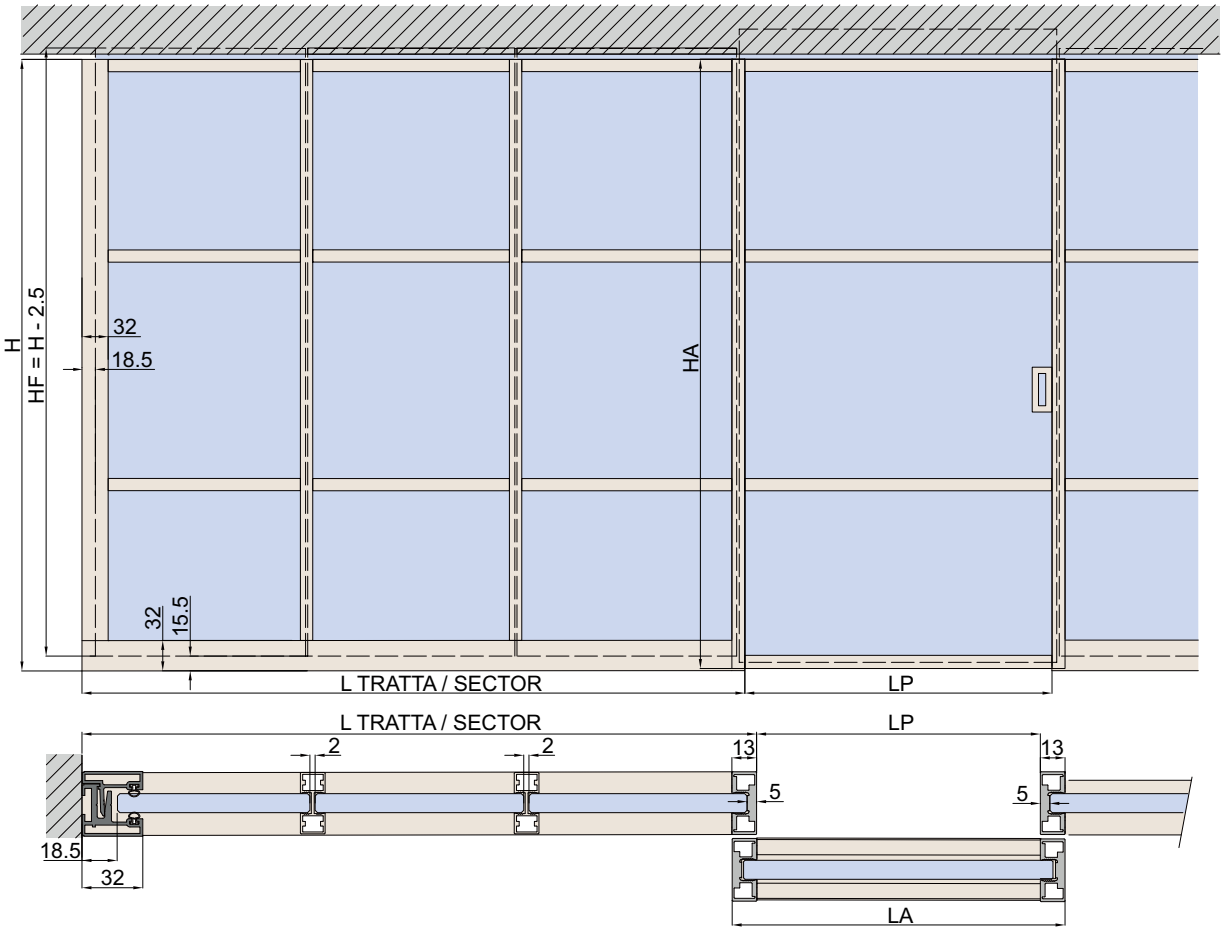

V-7606

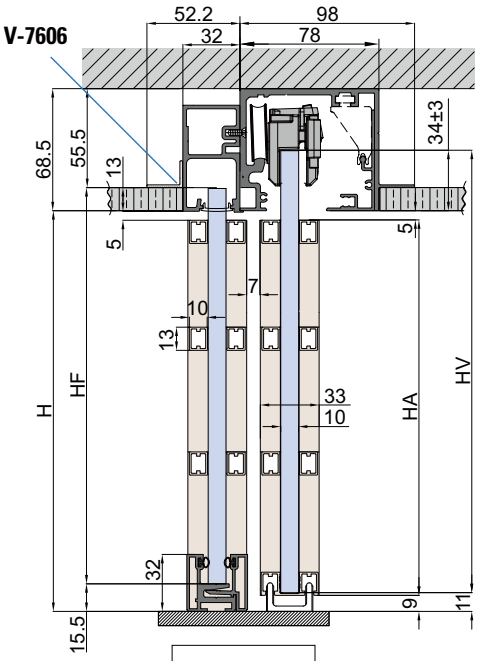

HV = H + 23
HF = H - 2.5

Anta intelaiata "Divina"

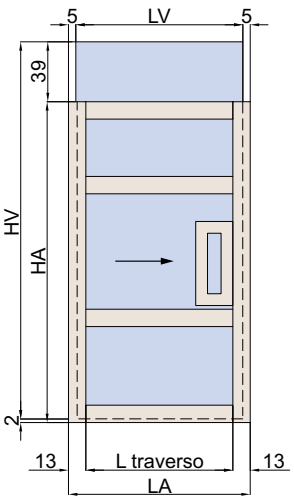

L traverso = LA - 26

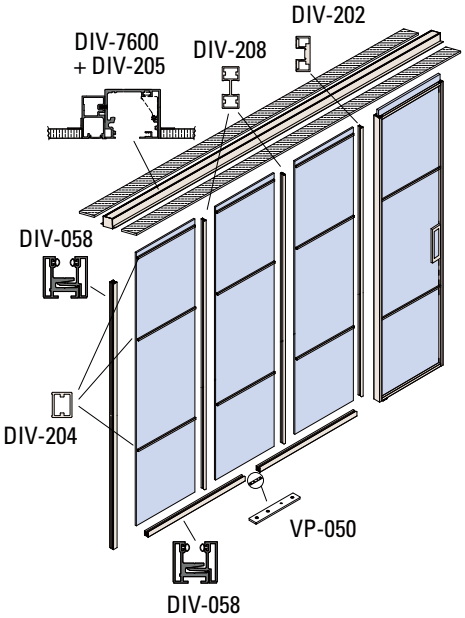

xme620hg

PARETE DIVINA + FIFTY SOFT-CLOSE

PARETE DIVINA CON SCORREVOLE

Sliding system	DIV-5523	+ DIV-058	+ DIV-208	+ DIV-204	
Max	70 kg	• Profilo a scatto	• Profilo H	• Listello	10 / 500 min 1000 max
Soft-close	70 kg				

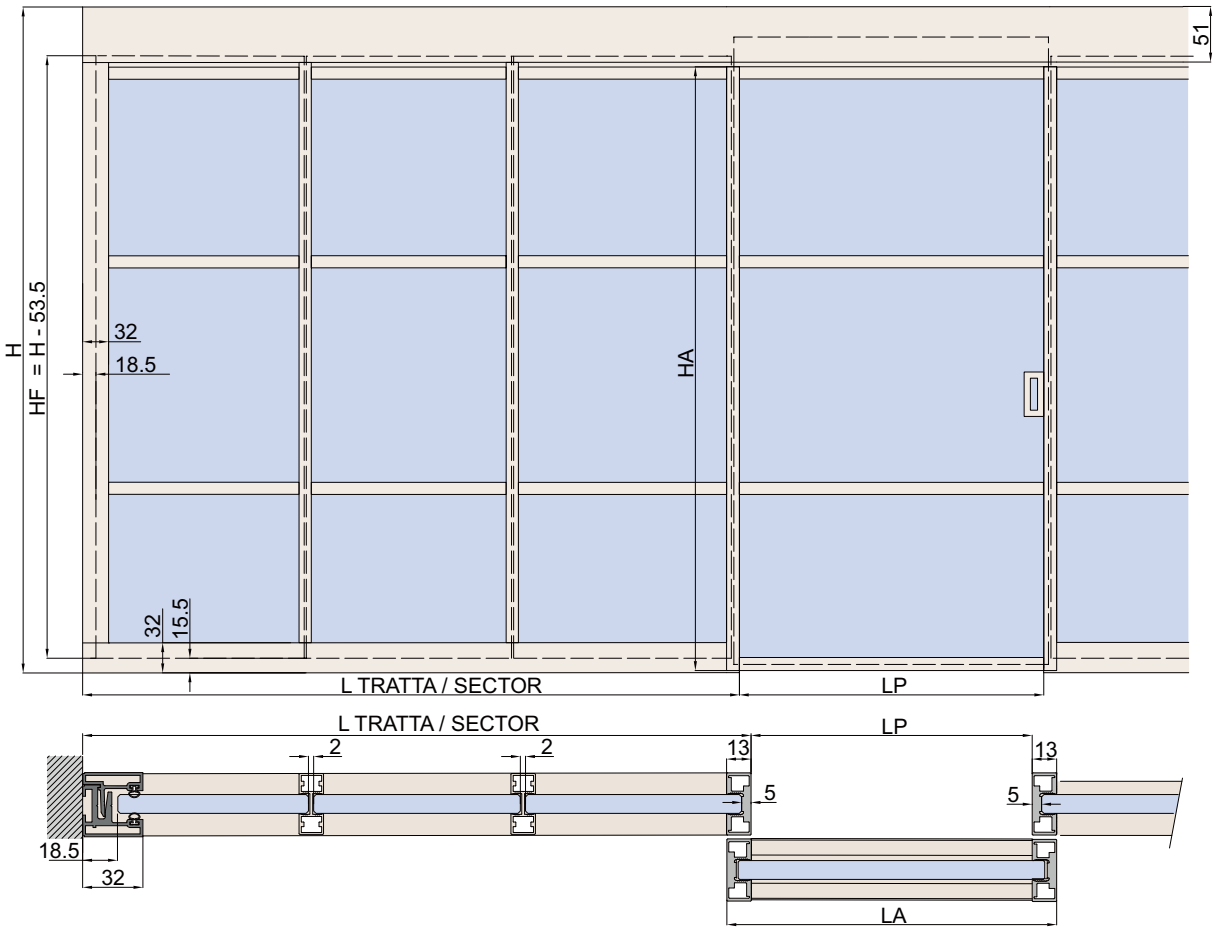

Anta intelaiata "Divina"

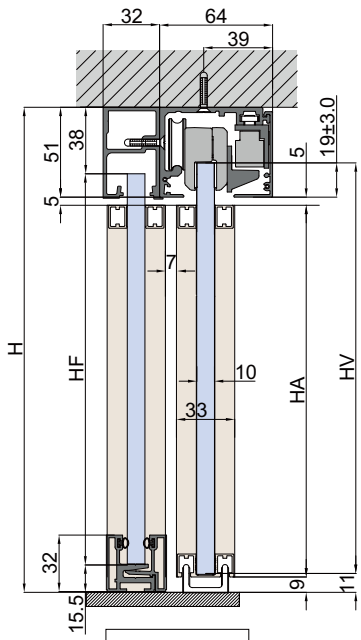

HV = H - 43
HF = H - 53.5

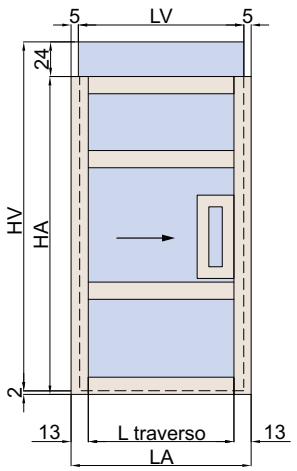

L traverso = LA - 26

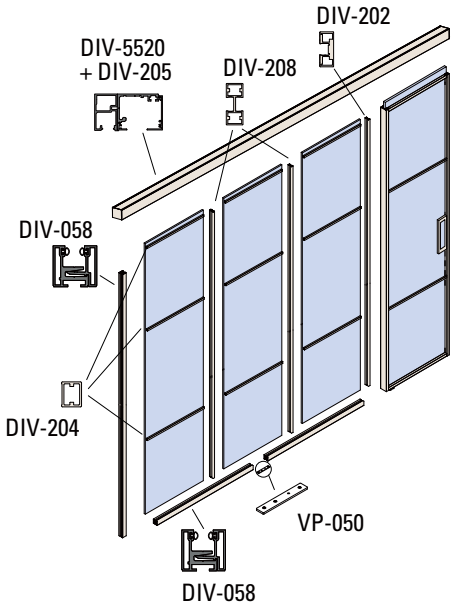

xme620lm

PARETE DIVINA + FUSION (OPTIONAL SOFT-CLOSE)

PARETE DIVINA CON SCORREVOLE

Sliding system	FUS-1950	+ DIV-058	+ DIV-208	+ DIV-204
Max	80 kg	• Profilo a scatto	• Profilo H	• Listello
Soft-close	70-100 kg (optional)			

10 — 500 min / 1000 max

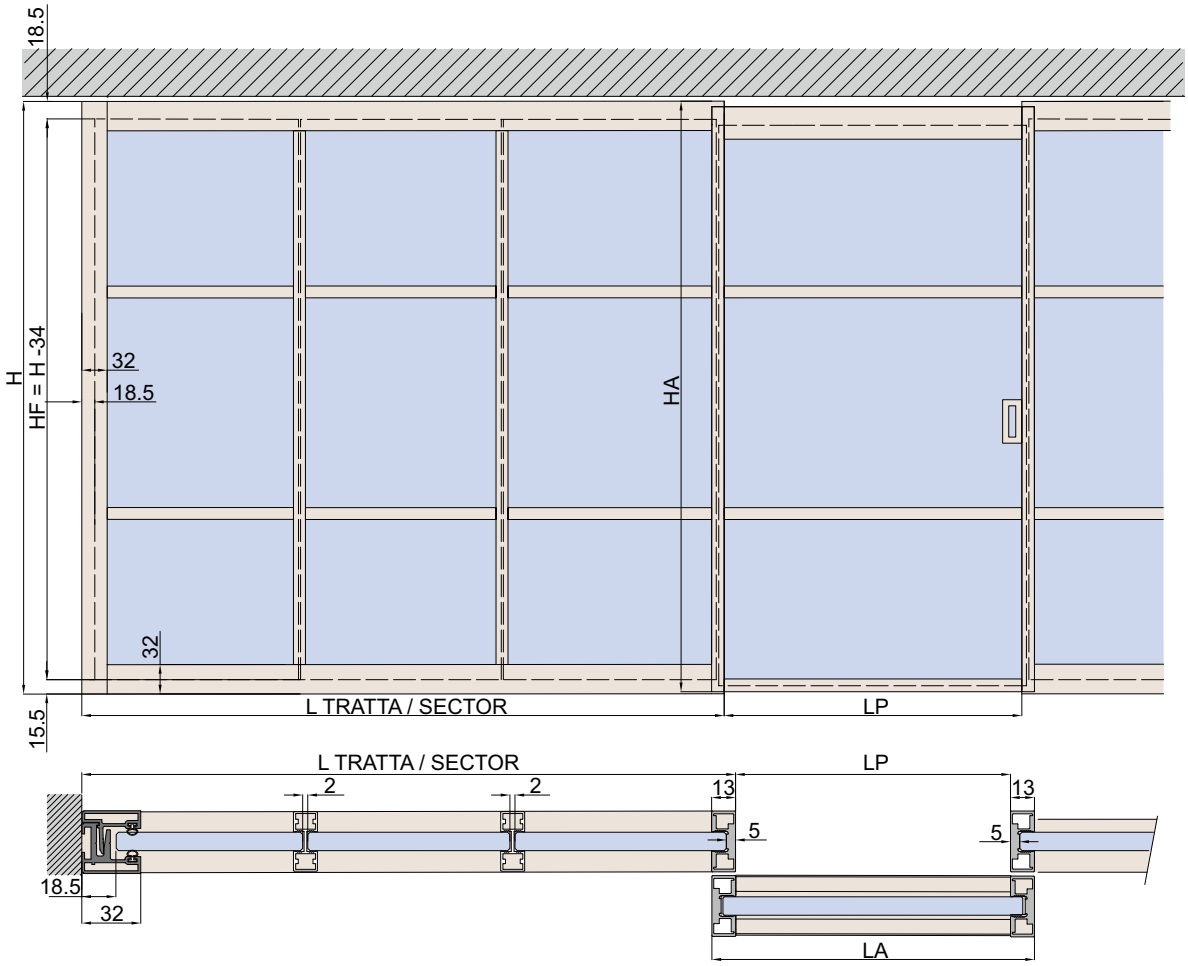

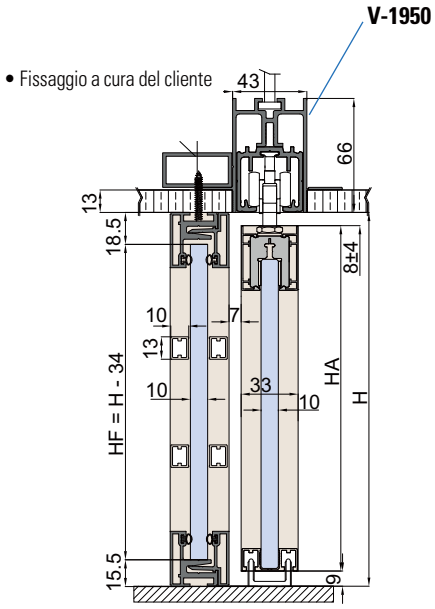

HA = H - 17
HF = H - 34

Anta intelaiata "Fusion"

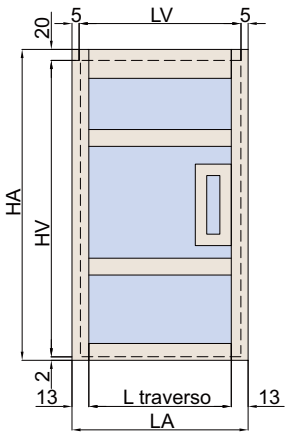

L traverso = LA - 26

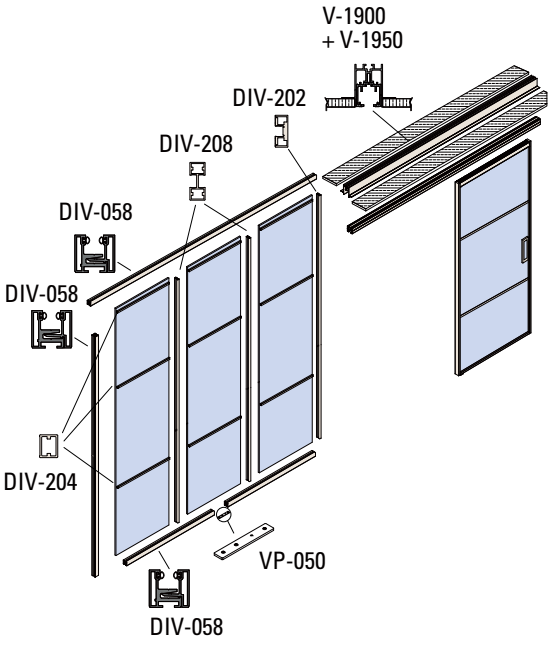

xme620pq

Ri-EVOLUTION (OPTIONAL SOFT-CLOSE)

BINARI A VISTA

SOFT-CLOSE

V-5600 120 Kg

V-5650 80 Kg

V-5700 120 Kg

8-10	8,76/10,76/12 12,76/13,52 con V-5607	500 min 1000 max

COMPONENTI ▶ 82

V-5600

V-5606-70 70 Kg | **V-5606-80** 80 Kg
V-5606-100 100 Kg | **V-5606-120** 120 Kg

V-012

V-5601

V-5602
• Regolazione frontale



V-5652
• Regolazione frontale

V-7602
• Regolazione dal basso

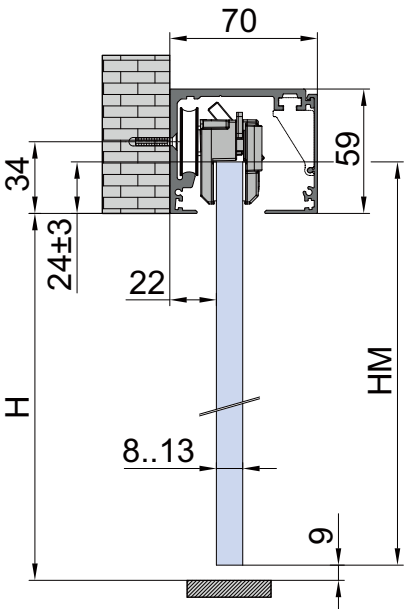

HM = H + 15

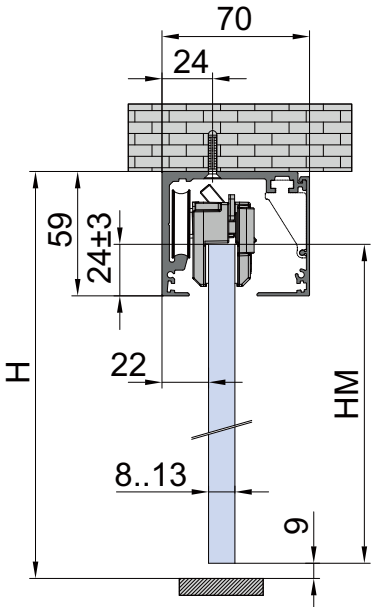

HM = H - 44

V-5600 / V-5650 / V-5700 SET 1

• Set per 1 anta scorrevole, fissaggio a parete/soffitto

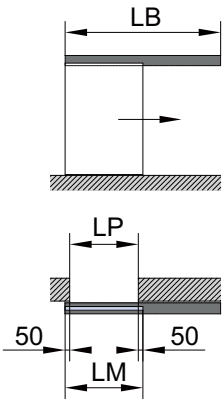

LB = LP x 2 + 150
LM = LP + 100

V-5600 / V-5650 / V-5700 SET 2

• Set per 2 ante scorrevoli, fissaggio a parete/soffitto

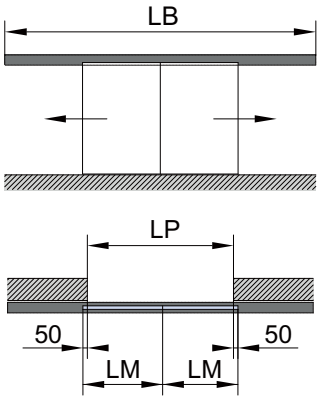

LB = LP x 2 + 100
LM = (LP + 100) / 2

• Fori vetro sicurezza **optional**

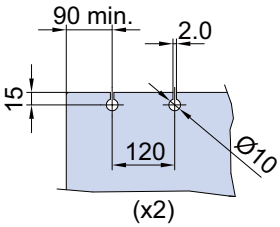

xme576a

Componenti ▶ 82	Fin.	V-5600 SET 1	V-5650 SET 1	V-5700 SET 1	V-5600 SET 2	V-5650 SET 2	V-5700 SET 2
V-5600 L=2000 L=3000 L=4000 L=6000	AN / NO / IXO / BI / BC / BS	1	1	1	1	1	1
V-5602	–	1	-	-	2	-	-
V-5652	–	-	1	-	-	2	-
V-7602	–	-	-	1	-	-	2
V-5606-70 Kg / **V-5606-80** Kg / **V-5606-100** Kg / **V-5606-120** Kg (OPTIONAL)	–	(1)	(1)	(1)	(2)	(2)	(2)
V-5601	AN / NO / IXO / BI / BC / BS	1	1	1	1	1	1
V-012	AN / NO / NS	1	1	1	2	2	2

Ri-EVOLUTION (OPTIONAL SOFT-CLOSE)

BINARI A VISTA

SOFT-CLOSE

V-5603	V-5653	V-5703
120 Kg	80 Kg	120 Kg

8-10	8,76/10,76/12 12,76/13,52 con V-5607	500 min 1000 max

SIMPLE

COMPONENTI ▶ 82

V-5603

V-5606-70 70 Kg | **V-5606-80** 80 Kg
V-5606-100 100 Kg | **V-5606-120** 120 Kg

V-012

V-5611



V-5602
• Regolazione frontale



V-5652
• Regolazione frontale

V-7602
• Regolazione dal basso

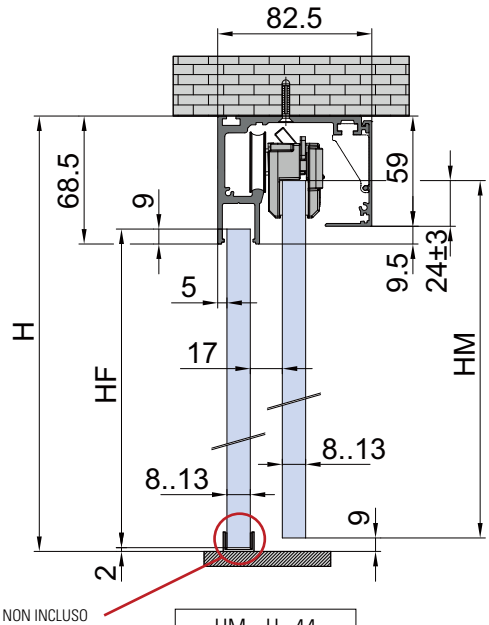

HM = H - 44
HF = H - 61,5

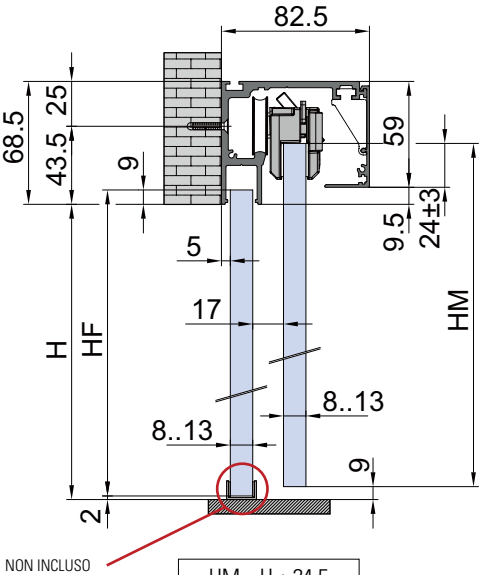

HM = H + 24,5
HF = H + 7

V-5603 / V-5653 / V-5703 SET 1

• Set per 1 anta scorrevole e vetro fisso, fissaggio a parete/soffitto

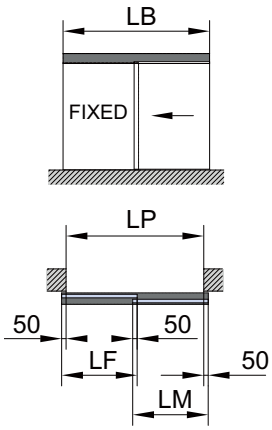

LB = LP + 100
LM/LF = (LP + 150) / 2

V-5603 / V-5653 / V-5703 SET 2

• Set per 2 ante scorrevoli e vetri fissi, fissaggio a parete/soffitto

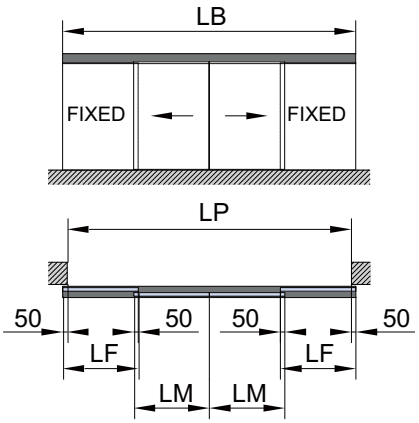

LB = LP + 100
LM/LF = (LP + 200) / 4

• Fori vetro sicurezza **optional**

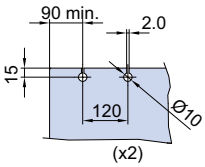

OPTIONAL	
VP-019-MT	VP-018-MT
1000 mm - 2000 mm - 3000 mm	

• Guarnizioni per sede vetro fisso

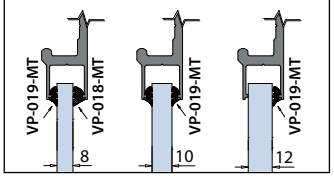

xme576b/c

Componenti ▶ 82	Fin.	V-5603 SET 1	V-5653 SET 1	V-5703 SET 1	V-5603 SET 2	V-5653 SET 2	V-5703 SET 2
V-5603 L=2000 L=3000 L=4000 L=6000	AN / NO / IXO / BI / BC / BS	1	1	1	1	1	1
V-5602	–	1	-	-	2	-	-
V-5652	–	-	1	-	-	2	-
V-7602	–	-	-	1	-	-	2
V-5606-70 Kg / **V-5606-80** Kg / **V-5606-100** Kg / **V-5606-120** Kg (OPTIONAL)	–	(1)	(1)	(1)	(2)	(2)	(2)
V-5611 (OPTIONAL)	AN / NO / IXO / BI / BC / BS	(1)	(1)	(1)	(1)	(1)	(1)
V-012	AN / NO / NS	1	1	1	2	2	2

Ri-EVOLUTION (OPTIONAL SOFT-CLOSE)

BINARI A VISTA

COMPONENTI

SIMPLE

V-5600

- Guida di scorrimento completa di veletta
  AN-IXO-NO-BI-BC-BS

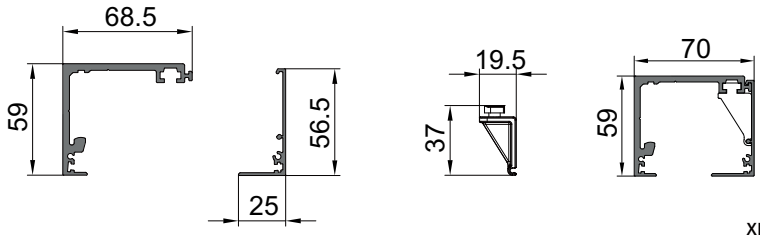

xme576d

V-5603

- Binario per anta scorrevole con vetro fisso laterale
  AN-IXO-NO-BI-BC-BS

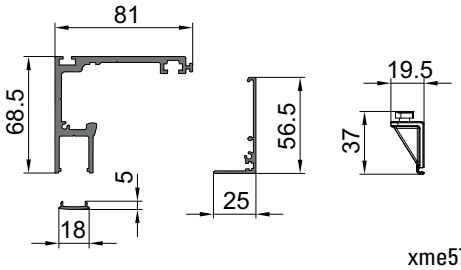

xme576d

OPTIONAL

VP-019-MT	VP-018-MT
2	3

1000 mm - 2000 mm - 3000 mm

- Guarnizioni per sede vetro fisso

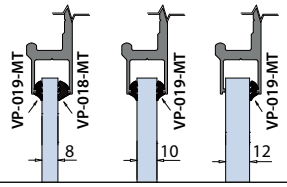



8-10	8,76/10,76/12 12,76/13,52 con V-5607

- Regolazione frontale

V-5602

- Set accessori per 1 anta scorrevole composto da:
  n° 2 carrelli, morsetti per vetro 8-10 mm,
  n° 2 stoppers

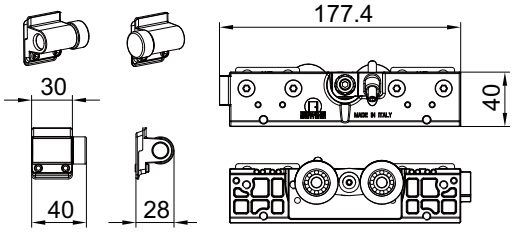

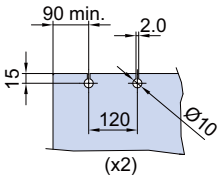

- Fori vetro sicurezza **optional**

xme576d



8-10	8,76/10,76/12 12,76/13,52 con V-5607

- Regolazione frontale

V-5652

- Set accessori per 1 anta scorrevole composto da:
  n° 2 carrelli, morsetti per vetro 8-10 mm.
  n° 2 stoppers

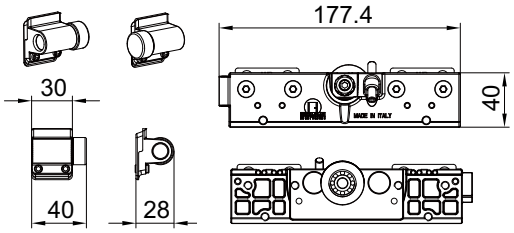

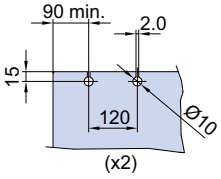

- Fori vetro sicurezza **optional**

xme576d



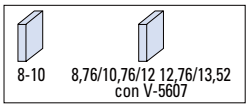

• Regolazione dal basso

V-7602

• Set accessori per 1 anta scorrevole composto da:
n° 2 carrelli, morsetti per vetro 8-10 mm,
n° 2 stoppers

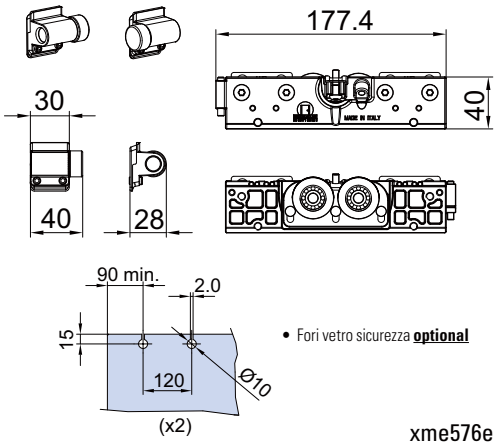

• Fori vetro sicurezza **optional**

xme576e

V-5606-70

• Set 2 stoppers Soft-close (per 1 anta)

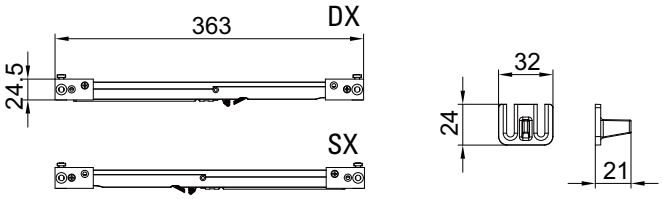

xme576d

V-5606-80

• Set 2 stoppers Soft-close (per 1 anta)
• Set 2 stoppers Soft-close (for 1 sliding panel)
• Set 2 Stoppers Soft-close mit Selbsteinzug (für 1 Schiebetür)

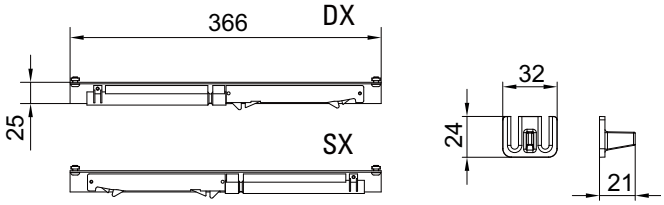

xme576d



V-5606-100 100 KG
V-5606-120 120 KG

• Set 2 stoppers Soft-close (per 1 anta)

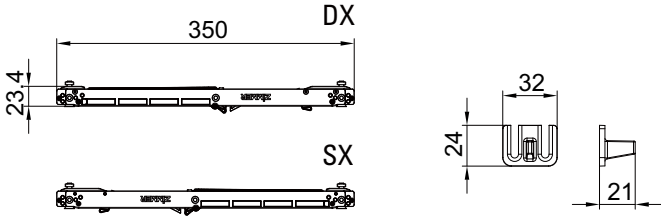

xme576d

Ri-EVOLUTION (OPTIONAL SOFT-CLOSE)

BINARI A VISTA

COMPONENTI

SIMPLE

V-5601

- Paio tappi finali in plastica per guida a scorrimento V-5600

AN-IXO-NO-BI-BC-BS

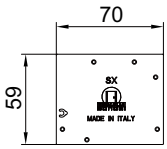

xme576d

V-5611

- Paio tappi finali in alluminio per guida a scorrimento V-5603

AN-IXO-NO-BI-BC-BS

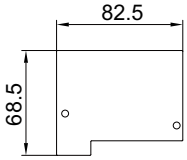

xme576d

V-5607

- Set per spessori vetro 8.76 - 10.76 - 12 - 12.76 - 13.5 (per 2 pinze V-5602/V-5652/V-7602)

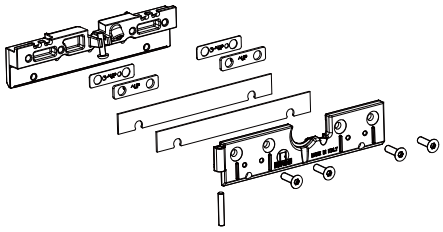

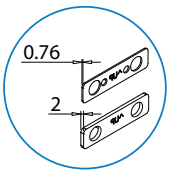

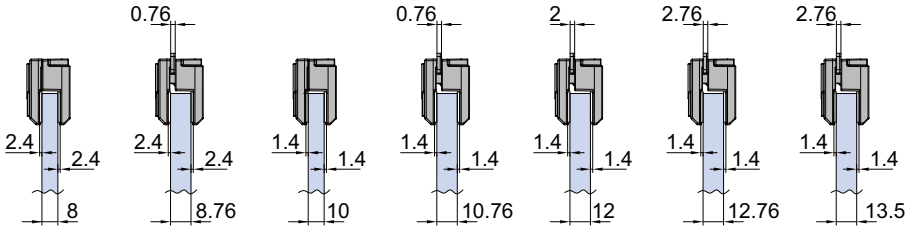

xme576i

V-012

- Guida a pavimento per scorrevole con feltrini per vetro 8 e 10 mm

AN-NS

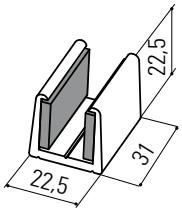

- Altri modelli disponibili a pag. 228

V-012-EVO

- Guida a pavimento regolabile per vetro 8-10-12 mm

AN-NS-NO-CR

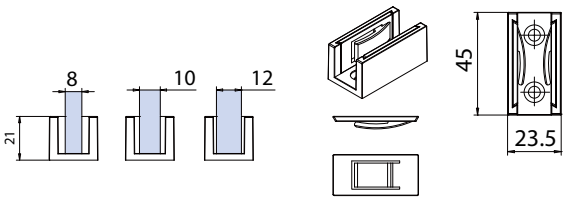

v-012new

V-012-REG

- Guida a pavimento regolabile per vetro da 8 a 13,5 mm

AN-NS-CR

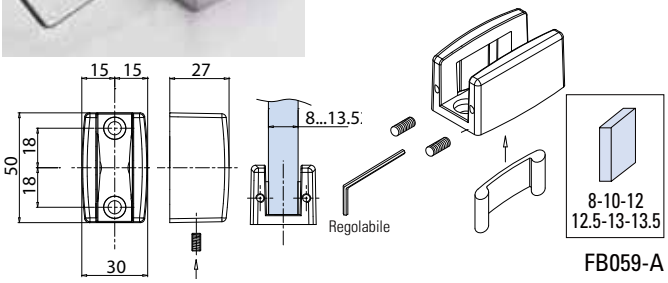

FB059-A

V-2014-MIX

- Canalina per vetro fisso escluso guarnizioni

AN-IXE

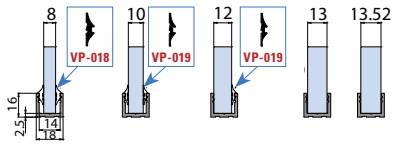

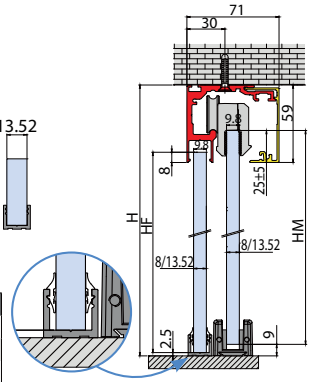

Cod.	Fin
V-2014-2000 mm	AN / IXE / NO
V-2014-3000 mm	AN / IXE / NO
V-2014-6000 mm	AN / IXE / NO



V-5608
- Set staffe per fissaggio carrelli V-5602, V-5652 con pannello legno

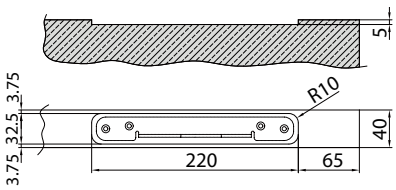

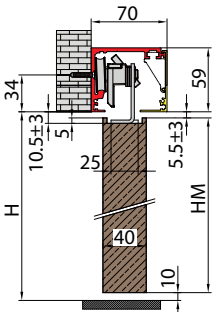

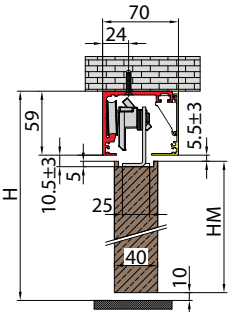

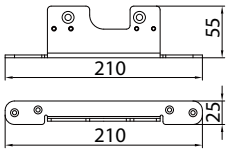

xme576o

P-F08
- Guida a pavimento per ante in legno

V-6006
- Profilo e veletta per fissaggio binario a vetro (non preforato)
  AN-IXE-NO

V-6007
- Paio di tappi laterali per profili fissaggio a vetro V-6006
  AN-IXE-NO

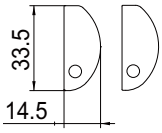

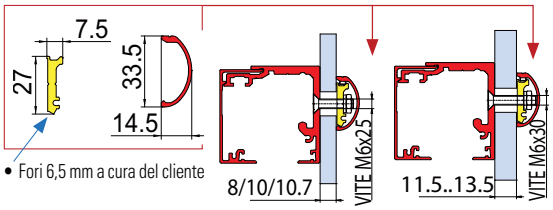

Cod.	Fin.
V-6006-2000 mm	AN / IXO / NO
V-6006-3000 mm	AN / IXO / NO
V-6006-4000 mm	AN / IXO / NO
V-6006-6000 mm	AN / IXO / NO

xla340d

xla340d

V-5610
- Kit per apertura simultanea 2 ante compreso di 4 carrelli e stopper.
  Disponibile per sistemi Ri-EVOLUTION V-5600, V-5603.

sincro

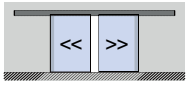

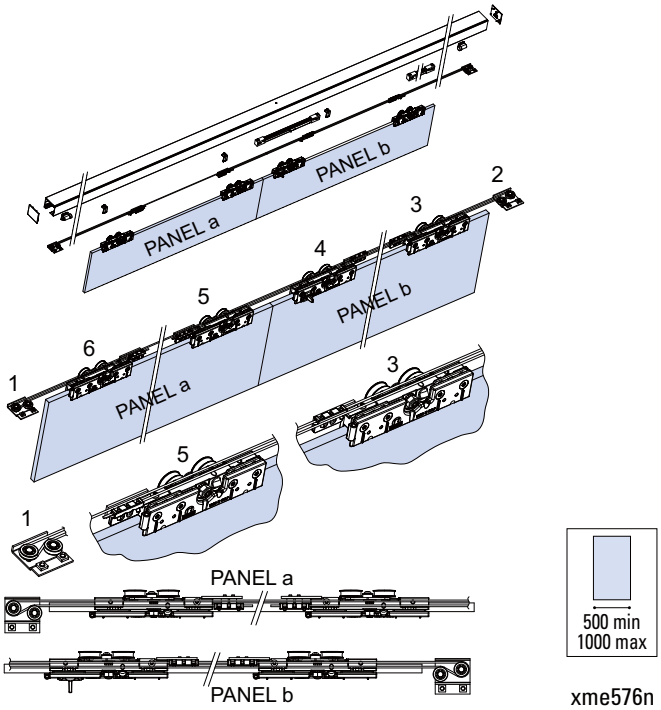

xme576n

V-5615
- Extra kit per autochiusura anta.
  Meccanismo integrato nel binario senza necessità di energia esterna.
  Disponibile per sistemi Ri-EVOLUTION

self-closing

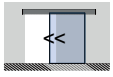

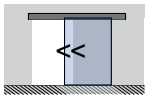

V-5615 DX
- Apertura a destra

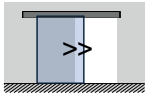

V-5615 SX
- Apertura a sinistra

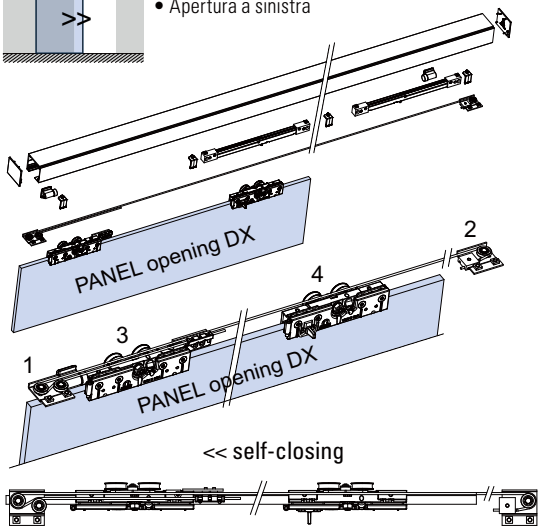

xme576n

DIVINA + Ri-EVOLUTION (OPTIONAL SOFT-CLOSE)
COMPONENTI

SIMPLE

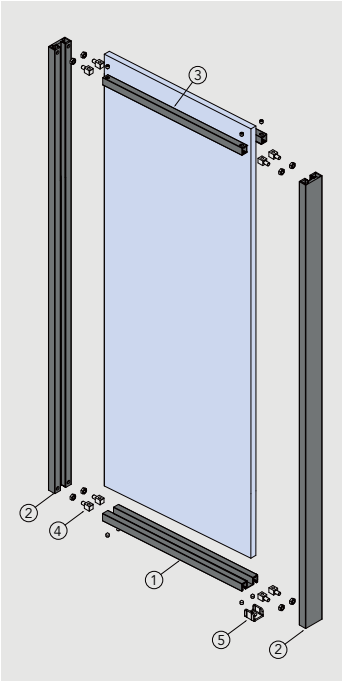

SET ANTA
DIV-995 995 x 2980 mm
DIV-1495 1495 x 2980 mm

① **DIV-203**
• Traverso inferiore

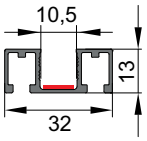

② **DIV-202**
• Montante verticale

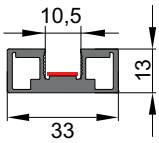

③ **DIV-204**
• Traversino

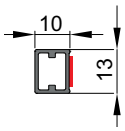

④ **P-F37**
• Kit assemblaggio

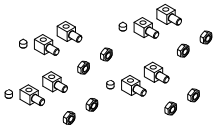

⑤ **DIV-012**
• Guida porta

⑥ **DIV-01**
• Dima foratura

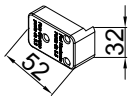

• Biadesivo preinstallato

SET ANTA FISSA
DIV-FIX-995 995 x 2980 mm
DIV-FIX-1495 1495 x 2980 mm

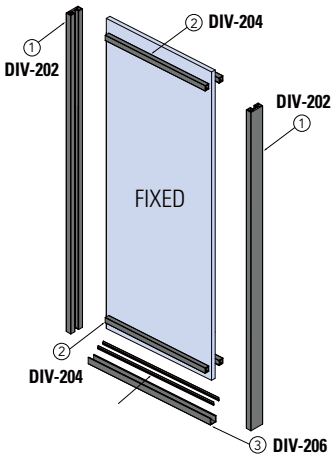

• Guarnizioni per DIV-206 incluse

DIV-205
• Profilo per anta intelaiata DIVINA fissa con binari V-5600/V-7600

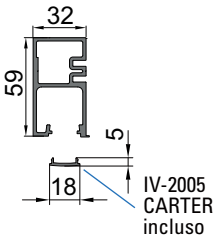

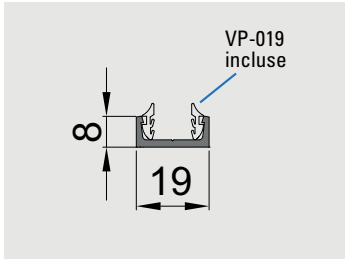

DIV-206
• Canalina inferiore per anta intelaiata DIVINA fissa, guarnizioni incluse
NO

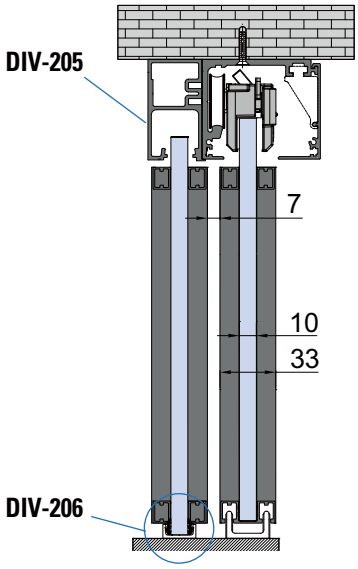

xme595m

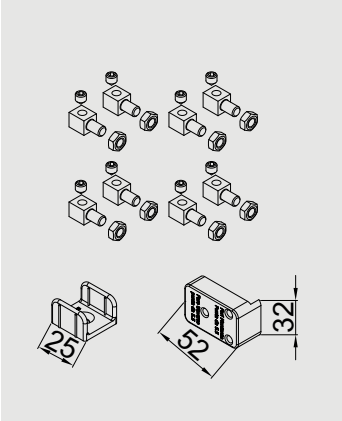

DIV-KIT
• Kit assemblaggio 1 anta DIVINA composto da guida, dima e squadrette

OPTIONAL	
VP-019-MT	VP-018-MT
2	3
1000 mm - 2000 mm - 3000 mm	

• Guarnizioni per sede vetro fisso

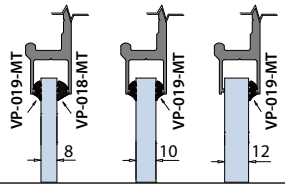

SIMPLE

FIFTY SOFT-CLOSE

BINARI A VISTA

V-5520

70 Kg

8-10

500 min
1000 max

SIMPLE

COMPONENTI ▶ 92





SIMPLE

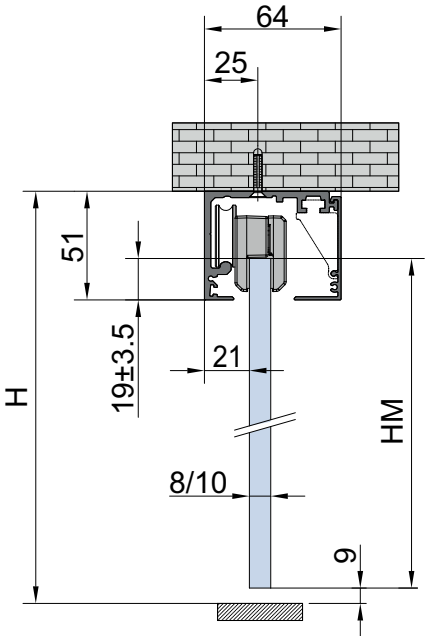

HM = H - 41

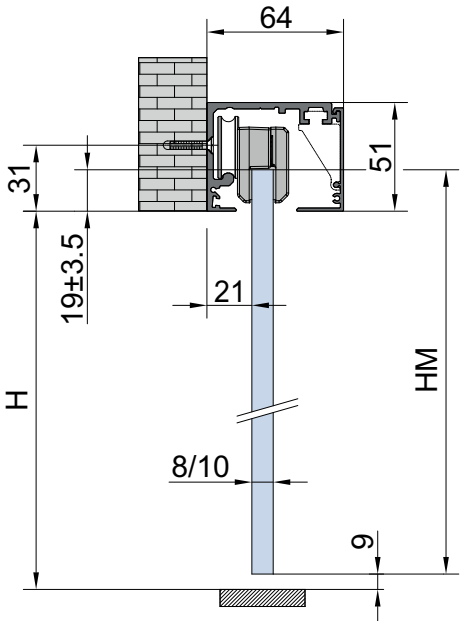

HM = H + 10

V-5520 SET 1

- Set per 1 anta scorrevole, fissaggio a parete/soffitto

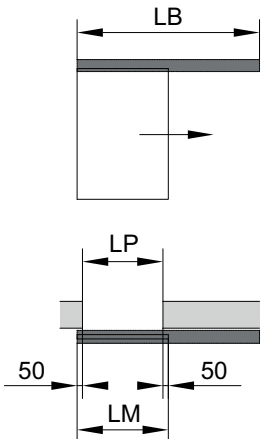

LB = LP x 2 + 150
LM = LP + 100

V-5520 SET 2

- Set per 2 ante scorrevoli, fissaggio a parete/soffitto

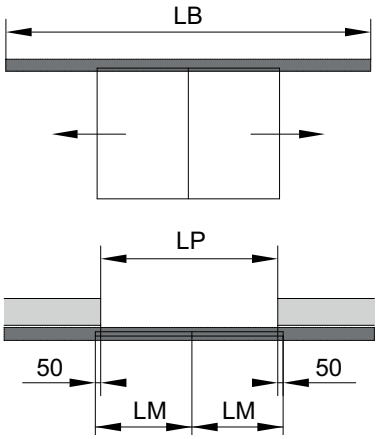

LB = LP x 2 + 100
LM = (LP + 100) / 2

- Fori vetro sicurezza **optional**

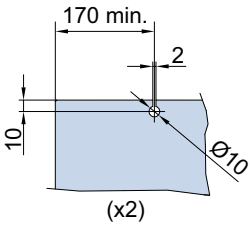

xme508l

Componenti ▶ 92	Fin.	V-5520 SET 1 FIX	V-5520 SET 2 FIX
V-5520 L=2000 L=3000 L=4000 L=6000	AN / IXO / NO	1	1
V-5522 70 Kg Soft-close	–	1	2
V-5521	AN / IXO / NO	1	1
V-012	AN / NS	1	2
V-5524 (OPTIONAL)	–	(1)	(2)

FIFTY SOFT-CLOSE

BINARI A VISTA

V-5523

70 Kg

8-10

500 min
1000 max

SIMPLE



COMPONENTI ▶ 92





SIMPLE

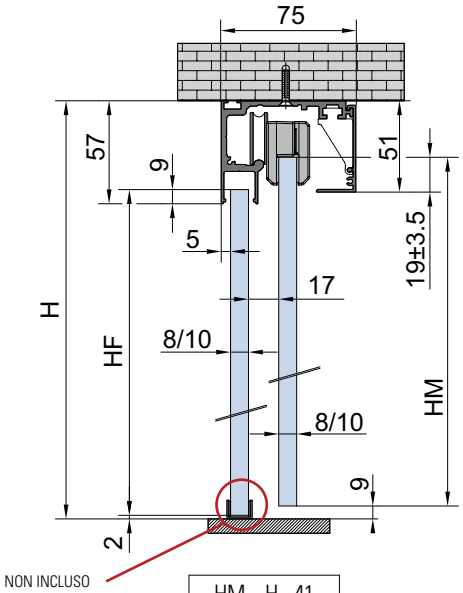

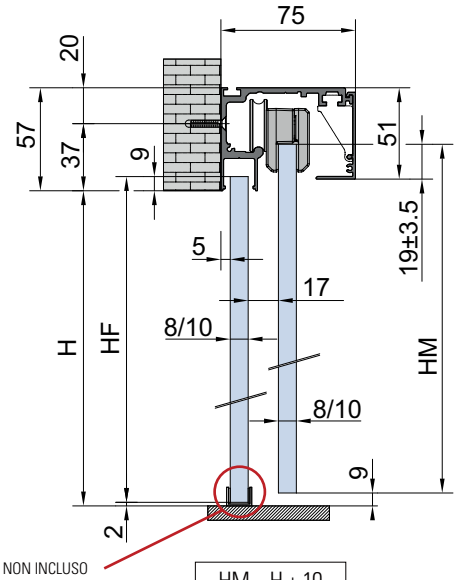

V-5523 SET 1

- Set per 1 anta scorrevole e vetro fisso, fissaggio a parete/soffitto

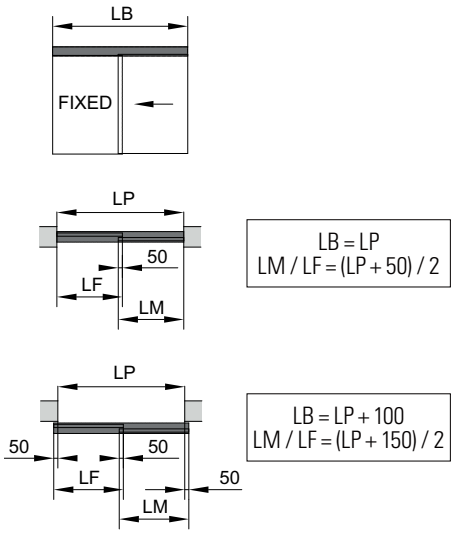

V-5523 SET 2

- Set per 2 ante scorrevoli e vetri fissi, fissaggio a parete/soffitto

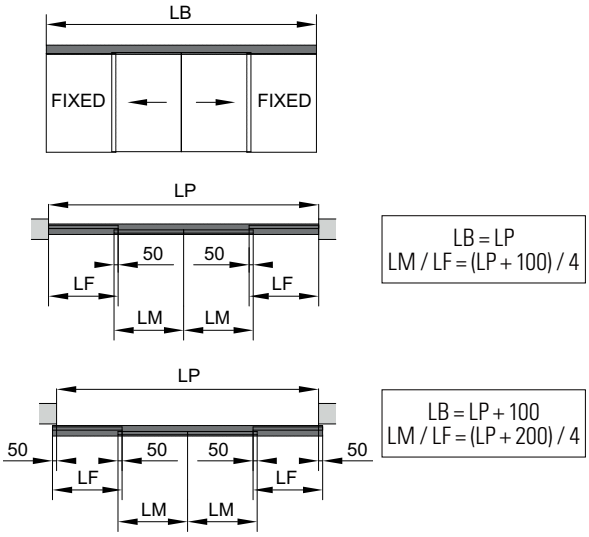

- Fori vetro sicurezza **optional**

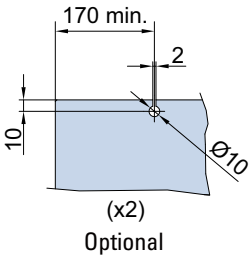

xme508m/n

Componenti ▶ 92	Fin.	V-5523 SET 1 FIX	V-5523 SET 1 MIS	V-5523 SET 2 FIX	V-5523 SET 2 MIS
V-5523 L=2000 L=3000 L=4000 L=6000	AN / IXO / NO	1	–	1	–
V-5522 70 Kg Soft-close	–	1	1	2	2
V-5525 (optional)	AN / IXO / NO	(1)	(1)	(1)	(1)
V-012	AN / NS	1	1	2	2
V-5524 (OPTIONAL)	–	(1)	(1)	(2)	(2)

FIFTY SOFT-CLOSE
COMPONENTI

SIMPLE



V-5520
- Guida di scorrimento Fifty completa di veletta
  AN-IXO-NO

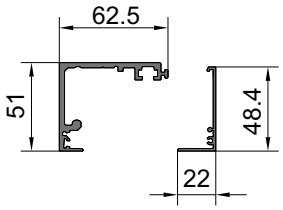

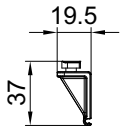

- Clip fissaggio veletta

xme508o



V-5523
- Guida di scorrimento Fifty completa di veletta per anta scorrevole con vetro fisso laterale
  AN-IXO-NO

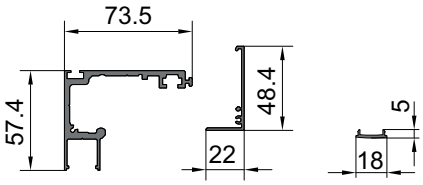

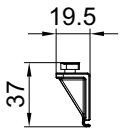

- Clip fissaggio veletta

xme508o

OPTIONAL	
VP-019-MT	VP-018-MT
2	3
1000 mm - 2000 mm - 3000 mm	

- Guarnizioni per sede vetro fisso

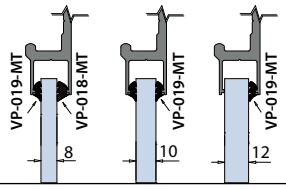



DIV-207
- Profilo per anta intelaiata DIVINA fissa con binari V-5600/V-7600
  AN-IXO-NO

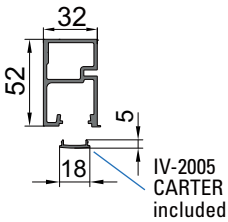



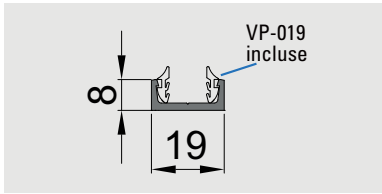

DIV-206
- Canalina inferiore per anta intelaiata DIVINA fissa, guarnizioni incluse
  NO

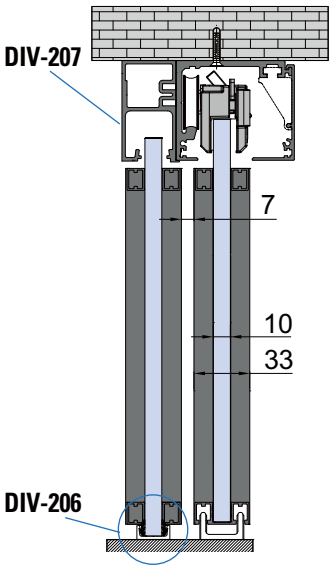

xme595m

V-5408
- Spazzolina per guida di scorrimento V-5500/V-5503

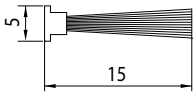

xla340B

OPTIONAL	
VP-019-MT	VP-018-MT
2	3
1000 mm	
2000 mm	
3000 mm	

- Guarnizioni per sede vetro fisso

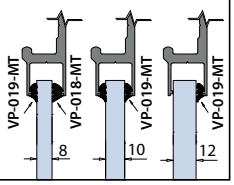

V-5522

- Set carrelli con pinze e stopper Soft-close per 1 anta scorrevole
- Regolazione frontale

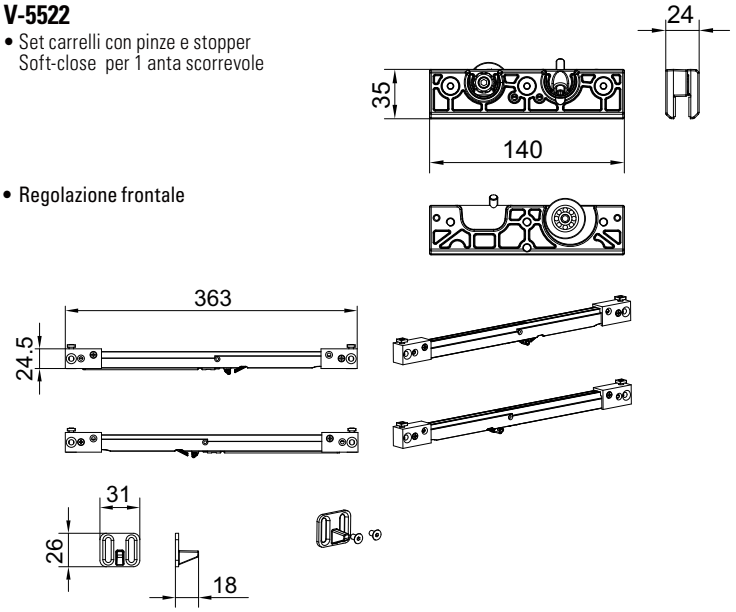

xme508o



V-5524

- Set stopper sicurezza per 1 anta scorrevole

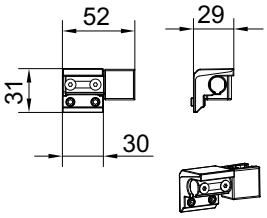

xme508o



V-5521

- Paio tappi finali in plastica per guida a scorrimento V-5520

AN-IXO-NO

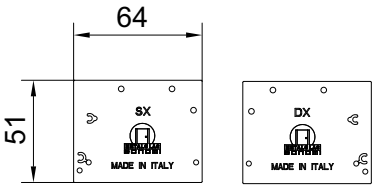

xme508o

V-5525

- Paio tappi finali in alluminio per guida a scorrimento V-5523

AN-IXO-NO

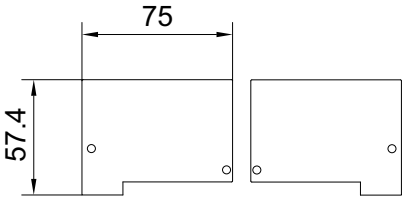

xme508d

V-012

- Guida a pavimento per scorrevole con feltrini per vetro 8 e 10 mm

AN-NS

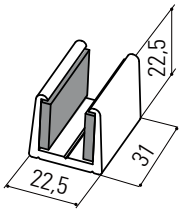

V-012-EVO

- Guida a pavimento regolabile per vetro 8-10-12 mm

AN-NS-NO-CR

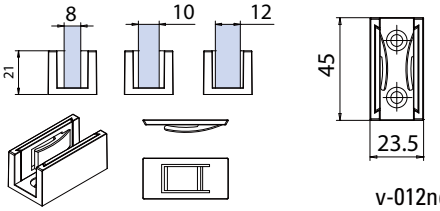

v-012new

V-2014-MIX

- Canalina per vetro fisso escluso guarnizioni

AN - IXE

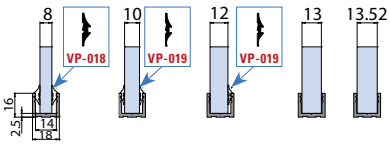

Cod.	Fin./Fin./Oberf.
V-2014-2000 mm	AN / IXE / NO
V-2014-3000 mm	AN / IXE / NO
V-2014-6000 mm	AN / IXE / NO

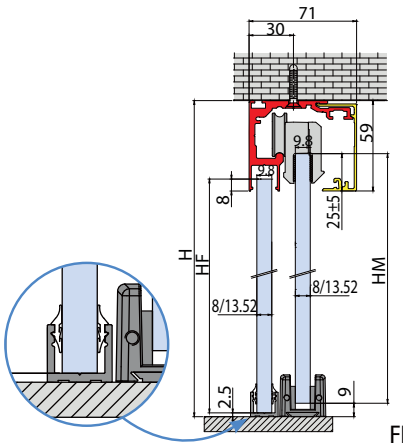

FB044-E

SIMPLE

FIFTY SOFT-CLOSE
COMPONENTI

SIMPLE

V-6006
- Profilo e veletta per fissaggio binario a vetro (non preforato)
  AN-IXE-NO

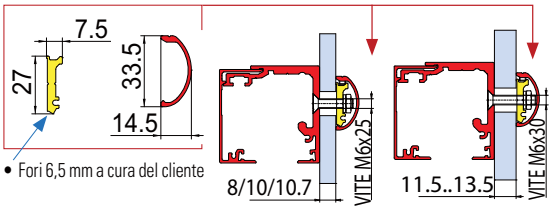

- Fori 6,5 mm a cura del cliente

xla340d

V-6007
- Paio di tappi laterali per profili fissaggio a vetro V-6006
  AN-IXE-NO

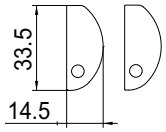

Cod.	Fin.
V-6006-2000 mm	AN / IXE / NO
V-6006-3000 mm	AN / IXE / NO
V-6006-4000 mm	AN / IXE / NO
V-6006-6000 mm	AN / IXE / NO
V-6006-MIS*	AN / IXE / NO

* disponibilità taglio a misura mm 1500→6000

xla340d

V-5507
- Set staffe per fissaggio carrelli con pannello in legno

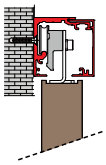

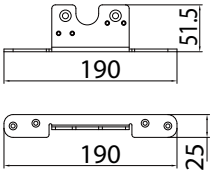

xme508f

P-F08
- Guida a pavimento per ante in legno

SIMPLE

DEA (OPTIONAL SOFT-CLOSE)

BINARI A VISTA

SOFT-CLOSE

V-1900 / V-1910 / V-1920

100 Kg

8-10	8,76/10,76/12 12,76/13,52 con V-1817	550 min 1000 max

SIMPLE

COMPONENTI ▶ 100

V-1900

V-1901

V-1902

V-1912 con soft-close 70 Kg

V-1922 con soft-close 100 Kg


V-012

V-1908

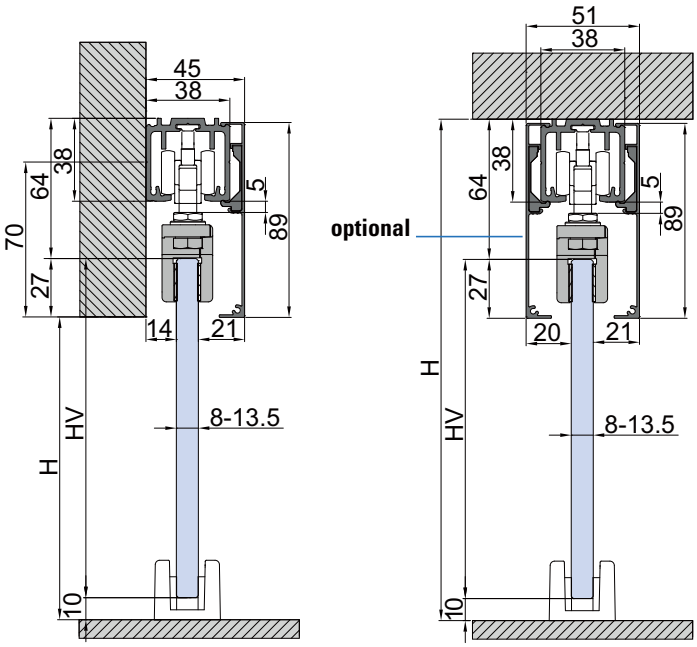

HV = H + 17

HV = H - 74

• Fori vetro sicurezza **optional**

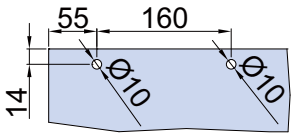

V-1906-D70 SOFT-CLOSE

	Soft-close chiusura / apertura	Fori optional
min 700	1	-
min 790	1	✔

V-1906-D100 SOFT-CLOSE

	Soft-close chiusura / apertura	Fori optional
min 700	1	-
min 790	1	✔

V-1906-70 SOFT-CLOSE

	Soft-close solo chiusura	Fori optional
min 660	1	-
min 750	1	✔

V-1900 / V-1910 / V-1920 SET 1

• Set per 1 anta scorrevole, fissaggio a parete/soffitto

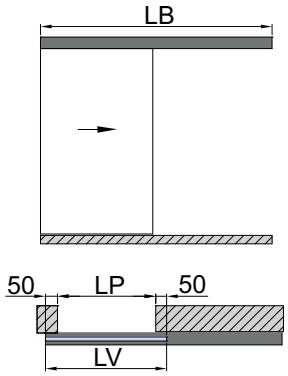

LB = LP x 2 + 150
LV = LP + 100

V-1900 / V-1910 / V-1920 SET 2

• Set per 2 ante scorrevoli, fissaggio a parete/soffitto

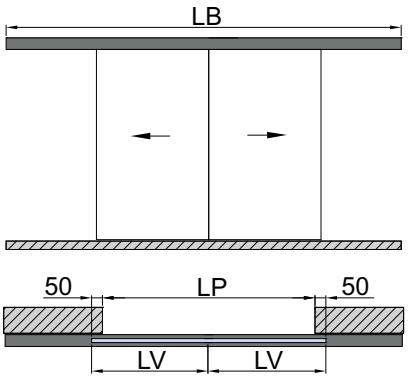

LB = LP x 2 + 100
LV = (LP + 100) / 2

xme600g

Componenti ▶ 100	Fin.	V-1900 SET 1	V-1910 SET 1	V-1920 SET 1	V-1900 SET 2	V-1910 SET 2	V-1920 SET 2
V-1900 L=2000 L=3000 L=4000 L=6000	AN	1	1	1	1	1	1
V-1901 L=2000 L=3000 L=4000 L=6000	AN / NO / IXO	1	1	1	1	1	1
V-1902 senza / without Soft-close	–	1	-	-	2	-	-
V-1912 con 70 Kg	–	-	1	-	-	2	-
V-1922 con 100 Kg	–	-	-	1	-	-	2
V-1908	AN / NO / IXO	1	1	1	1	1	1
V-012	AN / NO / NS	1	1	1	2	2	2

DEA (OPTIONAL SOFT-CLOSE)

BINARI A VISTA

V-1903 / V-1913 / V-1923

100 Kg

8-10	8,76/10,76/12 12,76/13,52 con V-1817	550 min 1000 max

SIMPLE

COMPONENTI ▶ 100

V-1900

V-1901

V-1904

V-1902

V-1912 con soft-close 70 Kg

V-1922 con soft-close 100 Kg


V-012

V-1905

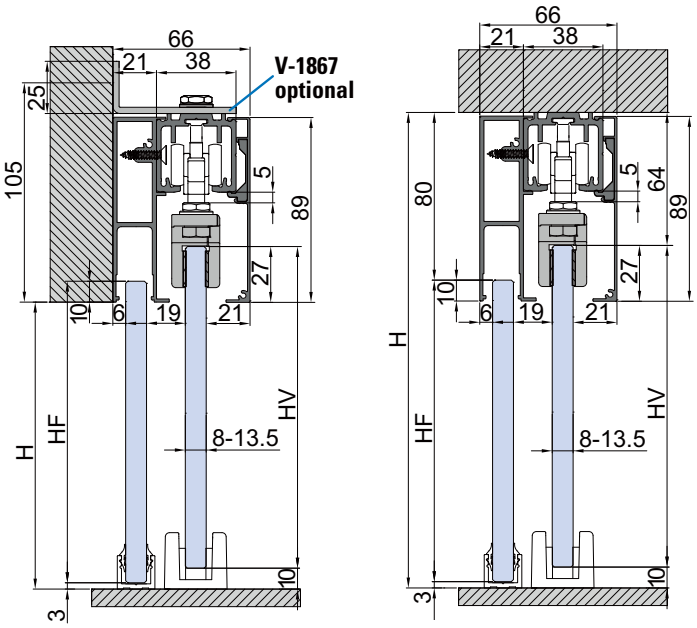

• Fori vetro sicurezza **optional**

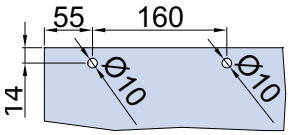

V-1906-D70 SOFT-CLOSE

	Soft-close chiusura / apertura	Fori optional
min 700	1	-
min 790	1	✔

V-1906-D100 SOFT-CLOSE

	Soft-close chiusura / apertura	Fori optional
min 700	1	-
min 790	1	✔

V-1906-70 SOFT-CLOSE

	Soft-close solo chiusura	Fori optional
min 660	1	-
min 750	1	✔

V-1903 / V-1913 / V-1923 SET 1

• Set per 1 anta scorrevole, fissaggio a parete/soffitto

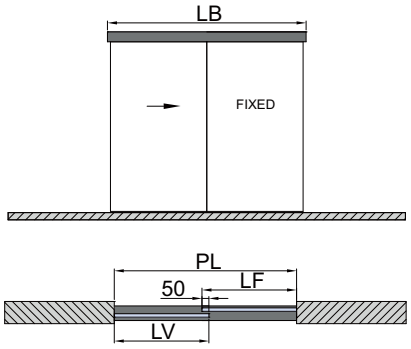

LB = LP
LV = LF = (LP + 50) / 2

V-1903 / V-1913 / V-1923 SET 2

• Set per 2 ante scorrevoli, fissaggio a parete/soffitto

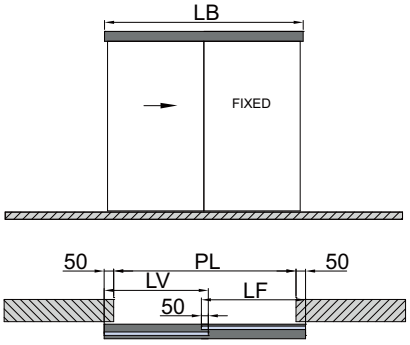

LB = LP + 100
LV = LF = (LP + 150) / 2

OPTIONAL

VP-019-MT	VP-018-MT
2	3

1000 mm - 2000 mm - 3000 mm

• Guarnizioni per sede vetro fisso

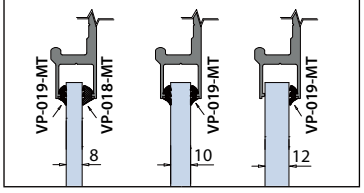

xme600h

Componenti ▶ 100	Fin.	V-1903 SET 1	V-1913 SET 1	V-1923 SET 1	V-1903 SET 2	V-1913 SET 2	V-1923 SET 2
V-1900 L=2000 L=3000 L=4000 L=6000	AN	1	1	1	1	1	1
V-1904 L=2000 L=3000 L=4000 L=6000	AN / NO / IXO	1	1	1	1	1	1
V-1901 L=2000 L=3000 L=4000 L=6000	AN / NO / IXO	1	1	1	1	1	1
V-1902 senza / without Soft-close	–	1	-	-	2	-	-
V-1912 con 70 Kg	–	-	1	-	-	2	-
V-1922 con 100 Kg	–	-	-	1	-	-	2
V-1867 Staffa (OPTIONAL)	–	1x400 mm	1x400 mm	1x400 mm	1x400 mm	1x400 mm	1x400 mm
V-1905 (OPTIONAL)	AN / NO / IXO	1	1	1	1	1	1
V-012	AN / NO / NS	1	1	1	2	2	2

DEA / FUSION (OPTIONAL SOFT-CLOSE)
COMPONENTI

SIMPLE

V-1900
- Binario Scorrevole
  AN-NO

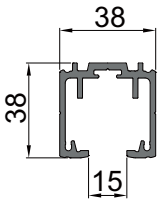

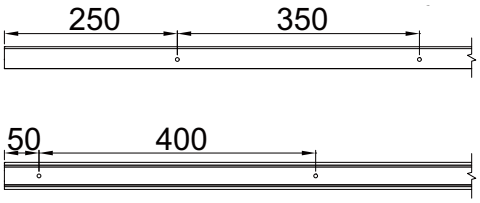

xme600i

V-1901
- Veletta per binario
  AN-IXO-NO

CLIPS BRIXIA inclusa

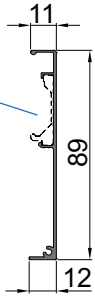

xme600i

V-1904
- Profilo per vetro fisso
  AN-IXO-NO

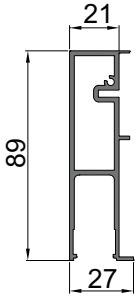

xme600i

OPTIONAL

VP-019-MT	VP-018-MT
2	3
1000 mm - 2000 mm - 3000 mm	

- Guarnizioni per sede vetro fisso

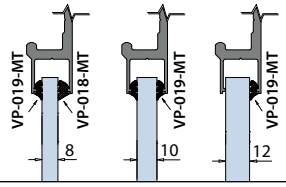

V-1927
- Profilo a muro per binario V-1900 con anta FUSION
  AN-IXO-NO-BI-BC-BS

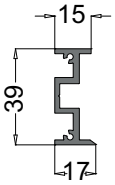

xme596

V-1929-CF2
- Veletta per binario V-1900 con anta FUSION
  AN-IXO-NO-BI-BC-BS

CLIPS BRIXIA inclusa

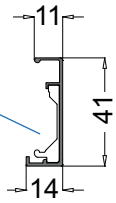

xme596

V-1950
- Profilo cassamatta per binario V-1900 invisibile
  GR

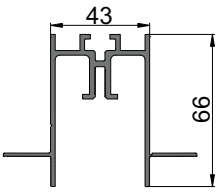

xme596b

V-1955
- Profilo cassamatta doppio per binario V-1900 invisibile
  GR

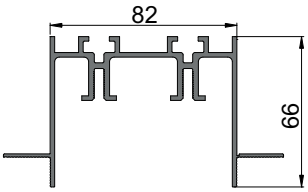

xme596b

8-10 8,76/10,76/12/12,76/13,52 con V-1817

V-1902

- Set accessori per 1 anta scorrevole composto da 2 carrelli, morsetti per vetro 8-10 mm. 2 stoppers
  Kit senza soft-close

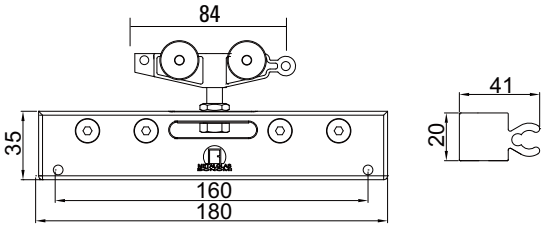

xme600i

8-10 8,76/10,76/12/12,76/13,52 con V-1817

solo chiusura

con 70 Kg

V-1912

- Set accessori per 1 anta scorrevole composto da 2 carrelli, morsetti per vetro 8-10 mm. 2 stoppers.
  Kit con soft-close in chiusura

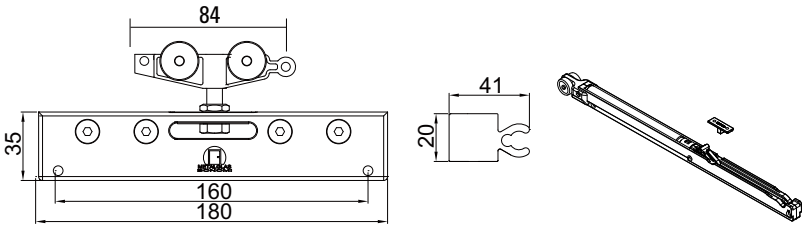

xme600i/xme600l

8-10 8,76/10,76/12/12,76/13,52 con V-1817

chiusura apertura

con soft-close 100 Kg

V-1922

- Set accessori per 1 anta scorrevole composto da 2 carrelli, morsetti per vetro 8-10 mm. 2 stoppers.
  Kit con soft-close doppio

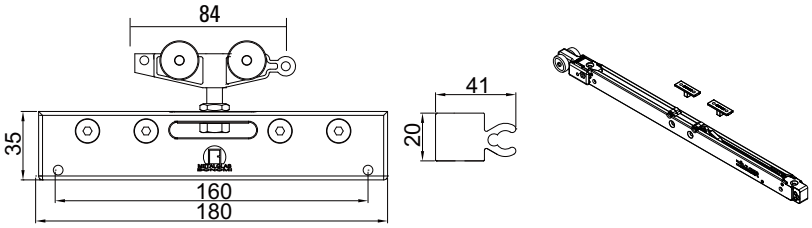

xme600i/xme600l

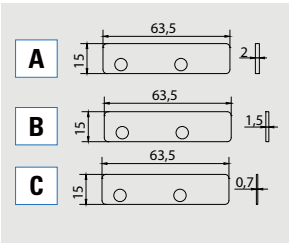

V-1817-A
V-1817-B
V-1817-C

- Kit spessori per vetro 12 - 12,7 - 13,5 per 2 pinze V-090 e V-090-T

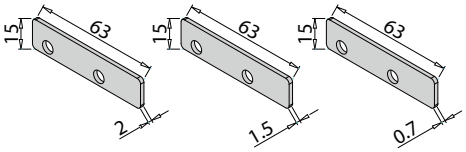

xme425t

- Altri modelli disponibili a pag. 228

V-012

- Guida a pavimento per scorrevole con feltrini per vetro 8 e 10 mm
  AN-NS

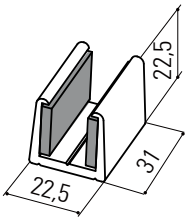

DEA / FUSION (OPTIONAL SOFT-CLOSE)
COMPONENTI

SIMPLE

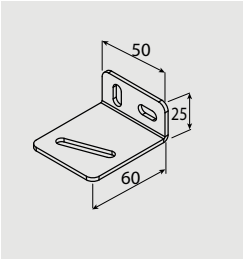

V-1867
- Staffa per fissaggio a parete per sistema V-1903 (circa 1 pezzo ogni 400 mm)

xme600i

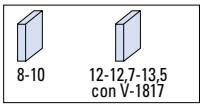

V-090
- Pinza

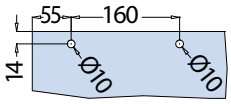

- Fori optional

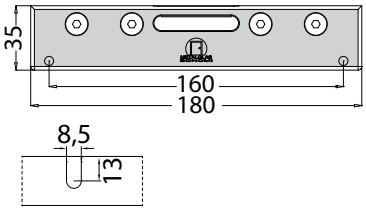

xme600i

V-1816
- Carrello

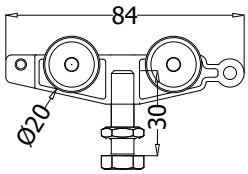

xme600i

V-1817
- Stoppers

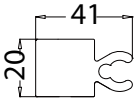

xme600i



V-1906-70 - 70 Kg
- Soft-close per sistemi V-1900 / V-1903 / FUSION

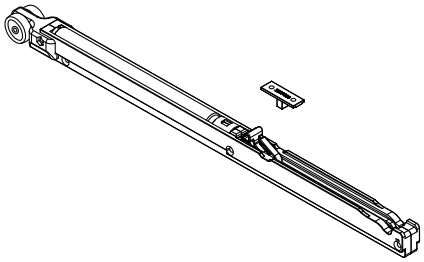

V-1900 / V-1903

	Soft-close	Fori optional
min 660	1	-
min 750	1	✔

FUSION

	Soft-close	Fori optional
min 670	1	-
min 730	1	✔

xme600l/xme596a

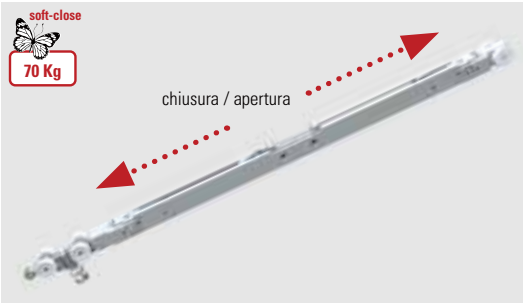

V-1906-D70 - 70 Kg
V-1906-D100 - 100 Kg
- Soft-close per sistemi V-1900 / V-1903 / FUSION

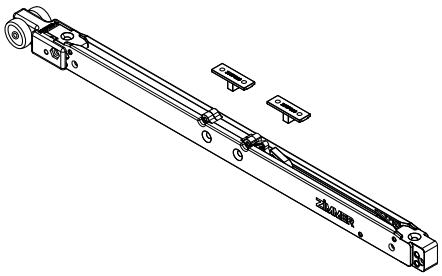

V-1900 / V-1903

	Soft-close	Fori optional
min 700	1	-
min 790	1	✔

FUSION

	Soft-close	Fori optional
min 720	1	-
min 780	1	✔

xme600l/xme596a

V-1908
- Paio tappi finali per binario V-1900
  AN-IXO-NO

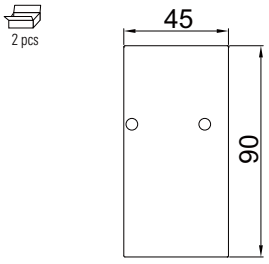

xme600i

V-1905
- Paio tappi finali per sistema V-1903
  AN

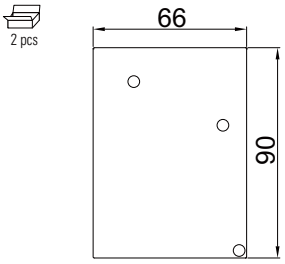

xme600i

FUS-1908
- Paio tappi finali per sistema FUSION a parete
  AN-IXO-NO-BI-BC-BS

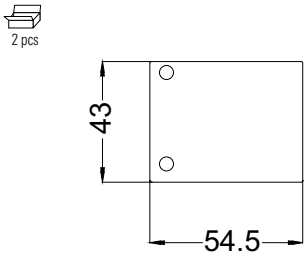

xme600i

SIMPLE

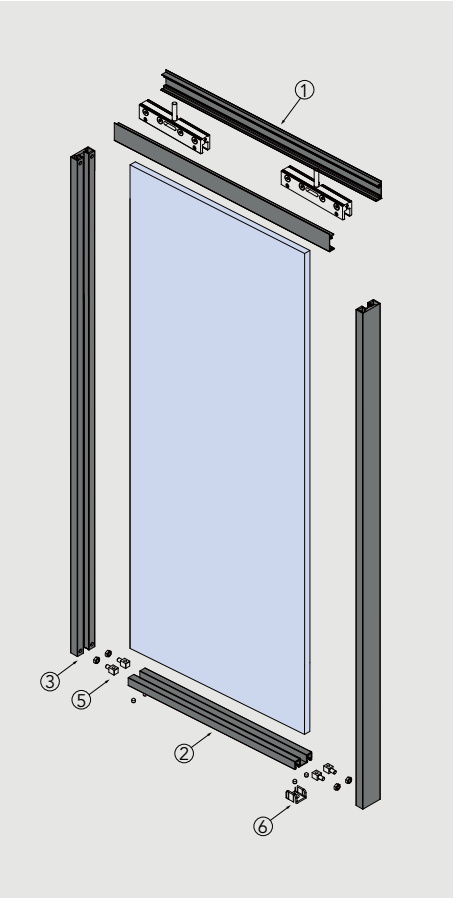

SET ANTA
FUS-995 995 x 2980 mm
FUS-1495 1495 x 2980 mm

1 FUS-104
- FUS-104 kit superiore con 2 pinze V-104 e 2 alette di copertura

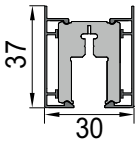

2 DIV-203
- Traverso inferiore

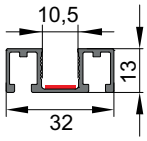

3 DIV-202
- Montante verticale

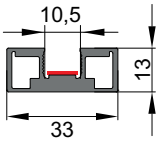

4 DIV-204
- Traversino

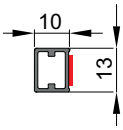

5 P-F38
- Kit assemblaggio

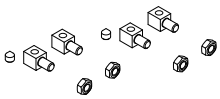

6 DIV-012
- Guida porta

7 DIV-01
- Dima foratura

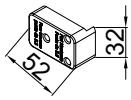

FUS-TS12
- Guida a pavimento per anta FUSION con controtelaio a scomparsa

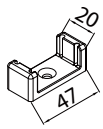

- Biadesivo preinstallato

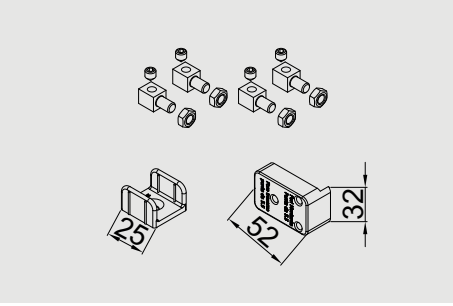

FUS-KIT
- Kit assemblaggio 1 anta FUSION composto da guida, dima e squadrette

COMPACT H45 (OPTIONAL SOFT-CLOSE)

V-5045 V-5050

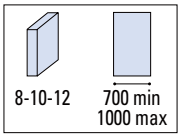

SIMPLE

COMPONENTI ▶ 108

V-5045

V-5042 90 Kg

V-5052 70 Kg

V-5046-120 (OPTIONAL) - 120 Kg
V-5046-70 C (OPTIONAL) - 70 Kg


V-012

V-5051

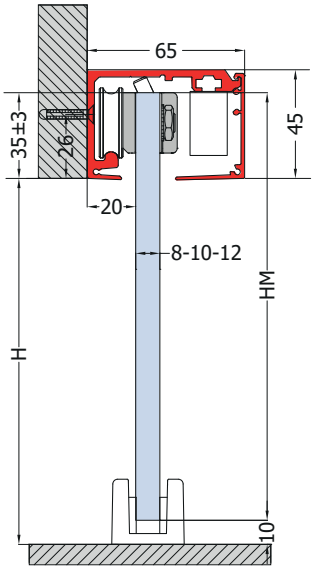

HM = H + 25

V-5045 / V-5050 SET 1

• Set per 1 anta scorrevole, fissaggio a parete/soffitto

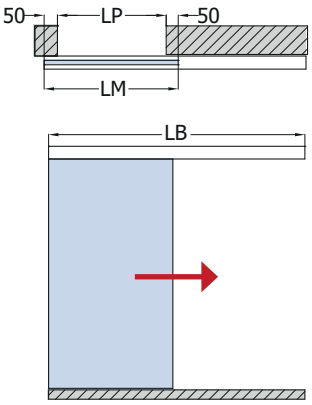

LB = LP x 2 + 150
LM = LP + 100

V-5045 / V-5050 SET 2

• Set per 2 ante scorrevoli, fissaggio a parete/soffittotage

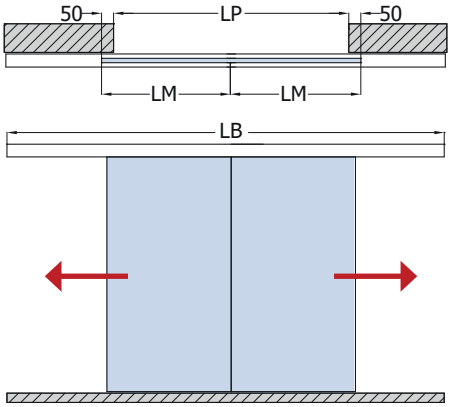

LB = LP x 2 + 100
LM = (LP + 100) / 2

xme552a

LAVORAZIONE VETRO

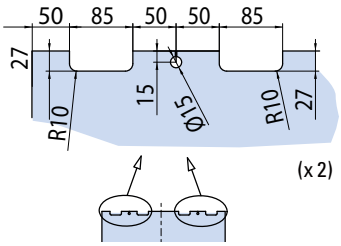

LAVORAZIONE VETRO
CON SOFT-CLOSE V-5046-120

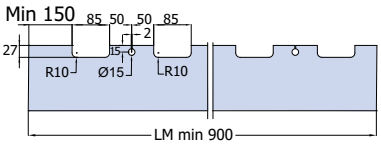

Cod.	Fin.	V-5045 SET 1 FIX	V-5045 SET 1 MIS	V-5045 SET 2 FIX	V-5045 SET 2 MIS	V-5050 SET 1 FIX	V-5050 SET 1 MIS	V-5050 SET 2 FIX	V-5050 SET 2 MIS
V-5045 L=2000 L=3000 L=4000 L=6000	AN / IXE	1	–	1	–	1	–	1	–
V-5045-MIS L=1500 → 6000	AN / IXE	–	1	–	1	–	1	–	1
V-5042	–	1	1	2	2	–	–	–	–
V-5052	–	–	–	–	–	1	1	2	2
V-5046-120-120 Kg / **V-5046-70 C**-70 Kg **(OPTIONAL)**	–	(1)	(1)	(2)	(2)	(1)	(1)	(2)	(2)
V-5051	AN / IXE	1	1	1	1	1	1	1	1
V-012	AN / NS	1	1	2	2	1	1	2	2

COMPACT H40 (OPTIONAL SOFT-CLOSE)

V-5040

V-5035

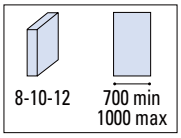

SIMPLE

COMPONENTI ▶ 108

V-5040

V-5042 90 Kg

V-5052 70 Kg

V-5036-70 (OPTIONAL) - 70 Kg
V-5036-50 (OPTIONAL) - 50 Kg

V-012

V-5041

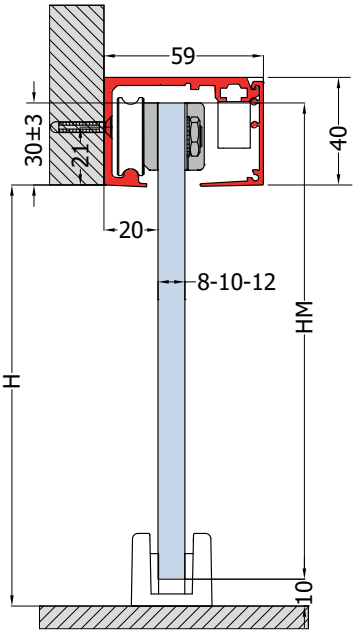

HM = H + 25

V-5040 / V-5035 SET 1

• Set per 1 anta scorrevole, fissaggio a parete/soffitto

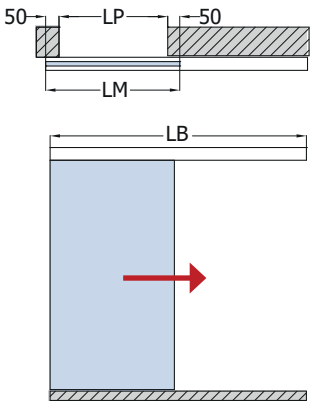

LB = LP x 2 + 150
LM = LP + 100

V-5040 / V-5035 SET 2

• Set per 2 ante scorrevoli, fissaggio a parete/soffitto

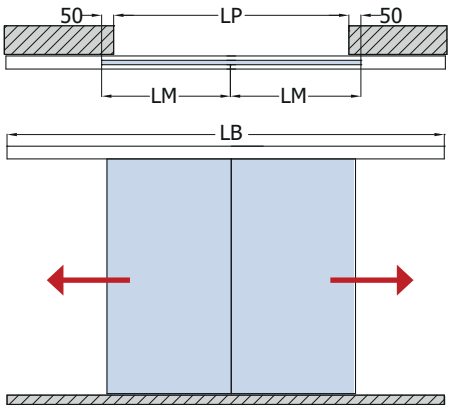

LB = LP x 2 + 100
LM = (LP + 100) / 2

LAVORAZIONE VETRO

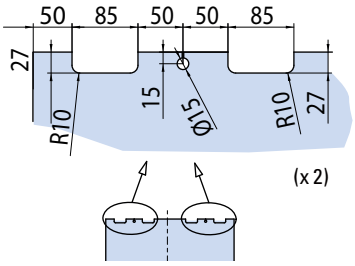

xme552b

Cod.	Fin.	V-5040 SET 1 FIX	V-5040 SET 1 MIS	V-5040 SET 2 FIX	V-5040 SET 2 MIS	V-5035 SET 1 FIX	V-5035 SET 1 MIS	V-5035 SET 2 FIX	V-5035 SET 2 MIS
V-5040 L=2000 L=3000 L=4000 L=6000	AN / IXE	1	–	1	–	1	–	1	–
V-5040-MIS L=1500 → 6000	AN / IXE	–	1	–	1	–	1	–	1
V-5042	–	1	1	2	2	–	–	–	–
V-5052	–	–	–	–	–	1	1	2	2
V-5036-70-70 Kg / **V-5036-50**-50 Kg **(OPTIONAL)**	–	(1)	(1)	(2)	(2)	(1)	(1)	(2)	(2)
V-5041	AN / IXE	1	1	1	1	1	1	1	1
V-012	AN / NS	1	1	2	2	1	1	2	2

V-5045 / V-5050 / V-5040 / V-5035 COMPACT (OPTIONAL SOFT-CLOSE)
COMPONENTI

SIMPLE

V-5045
- Guida di scorrimento completa di veletta AN - IXE

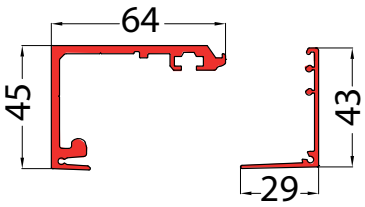

- Clip fissaggio veletta

Cod.	Fin.
V-5045-2000 mm	AN / IXE
V-5045-3000 mm	AN / IXE
V-5045-4000 mm	AN / IXE
V-5045-6000 mm	AN / IXE
V-5045-MIS*	AN / IXE

* disponibilità taglio a misura mm 1500→6000

xme552c

V-5040
- Guida di scorrimento completa di veletta AN - IXE

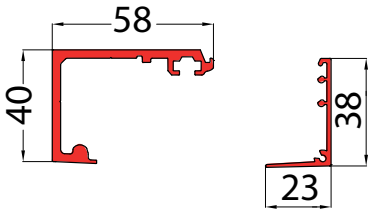

- Clip fissaggio veletta

Cod.	Fin.
V-5040-2000 mm	AN / IXE
V-5040-3000 mm	AN / IXE
V-5040-4000 mm	AN / IXE
V-5040-6000 mm	AN / IXE
V-5040-MIS*	AN / IXE

* disponibilità taglio a misura mm 1500→6000

xme552c

V-5042
- Set accessori per 1 anta scorrevole composto da: 2 carrelli con bilanciere a 2 ruote, morsetti e 2 stoppers

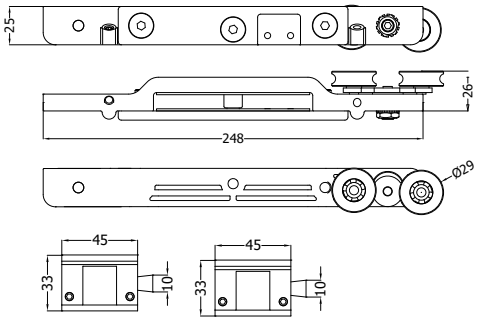

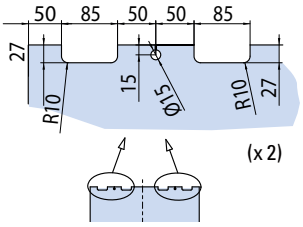

xme508d/e

V-5052
- Set accessori per 1 anta scorrevole composto da: 2 carrelli con 1 ruota, morsetti e 2 stoppers

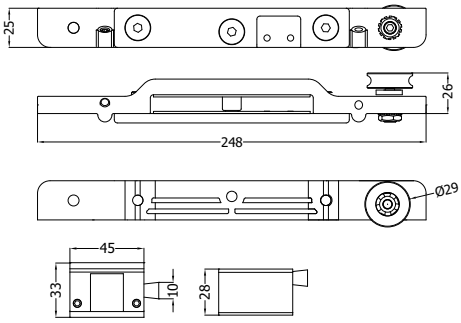

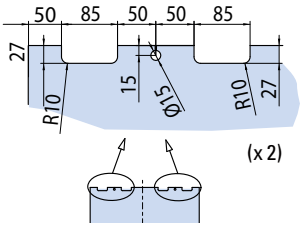

xme508d/e

V-5046-70 C 70 Kg
- Set 2 stoppers Soft-close (per 1 anta con binario V-5045)

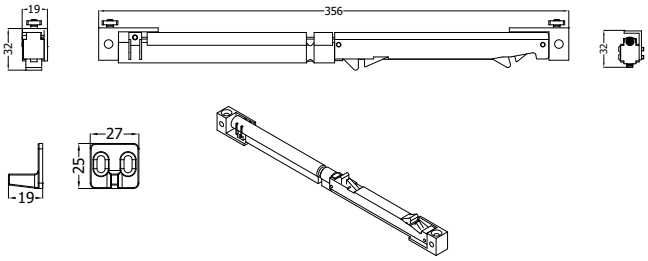

xme552d

V-5046-120 120 Kg
- Set 2 stoppers Soft-close (per 1 anta con binario V-5045)

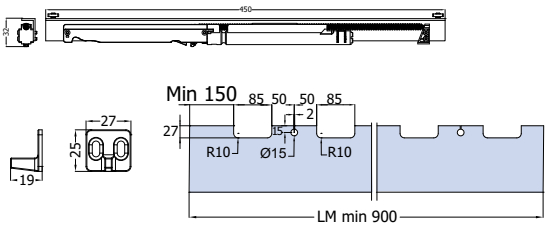

- Lavorazione vetro con Soft-close V-5046-120

xme552d

V-5036-70 70 KG
V-5036-50 50 KG
- Set 2 stoppers Soft-close (per 1 anta con binario V-5040)

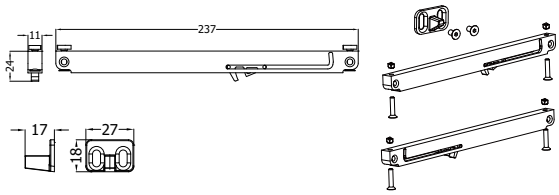

xme552d

V-5051
- Paio tappi finali per guida di scorrimento V-5045

AN-IXE

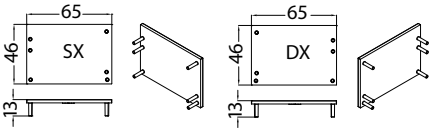

xme552c

V-5041
- Paio tappi finali per guida di scorrimento V-5040

AN-IXE

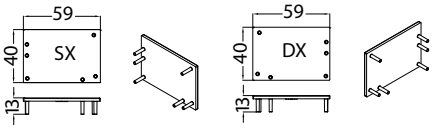

xme552c

V-012
- Guida a pavimento per scorrevole con feltrini per vetro 8 e 10 mm

AN - NS - CR

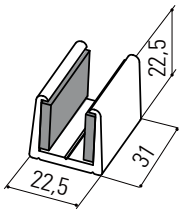

- Altri modelli disponibili a pag. 228

SIMPLE

BRIXIA 50 SOFT-CLOSE

V-1840

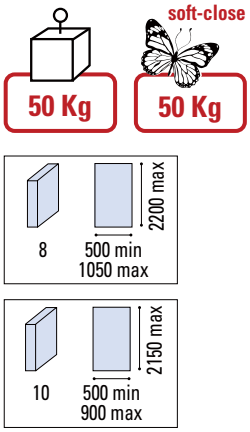

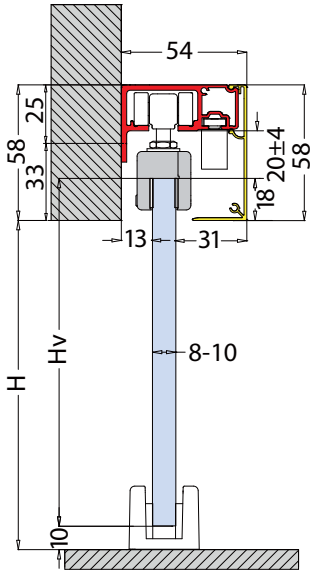

HV = H + 8

V-1840 SET 1

- Set per 1 anta scorrevole, fissaggio a parete

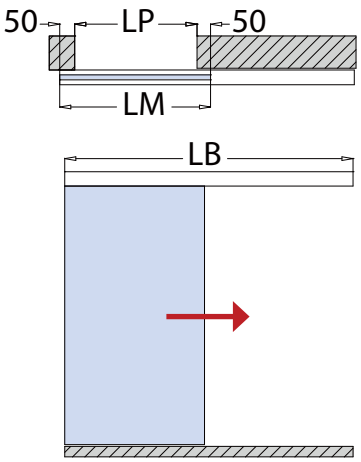

LB = LP x 2 + 150
LM = LP + 100

V-1840 SET 2

- Set per 2 ante scorrevoli, fissaggio a parete

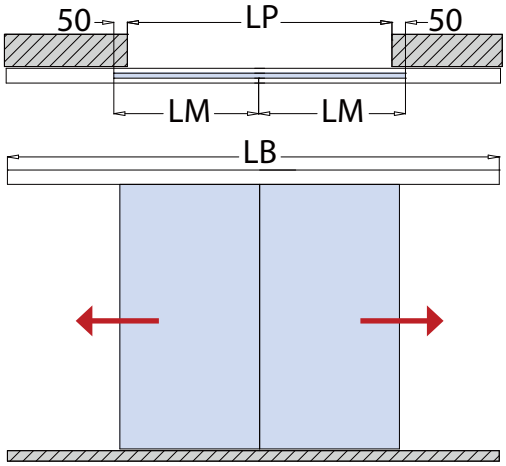

LB = LP x 2 + 100
LM = (LP + 100) / 2

- Fori vetro sicurezza **optional**

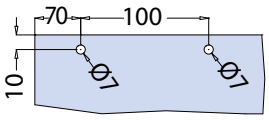

OPTIONAL (x 2)

- **Optional fori sicurezza. Raccomandati per peso ante > 40 kg**

xme510

COMPONENTI


V-1840

V-1842 50 Kg

V-1846-50 50 Kg


V-1841

V-012

Cod.	Fin.	V-1840 SET 1 FIX	V-1840 SET 1 MIS	V-1840 SET 2 FIX	V-1840 SET 2 MIS
V-1840 L=2000 L=3000 L=4000 L=6000	AN / IXE	1	–	1	–
V-1840-MIS L=1500 → 6000	AN / IXE	–	1	–	1
V-1842	–	1	1	2	2
V-1846-50 50 Kg	–	1	1	2	2
V-1841	AN / IXE	1	1	1	1
V-012	AN / NS	1	1	2	2

V-1840 BRIXIA 50 SOFT-CLOSE
COMPONENTI



Cod.	Fin.
V-1840-2000 mm	AN / IXE
V-1840-3000 mm	AN / IXE
V-1840-4000 mm	AN / IXE
V-1840-6000 mm	AN / IXE
V-1840-MIS*	AN / IXE

* disponibilità taglio a misura mm 1500→6000

V-1840
- Guida di scorrimento Brixia 50 completa di veletta

AN-IXE

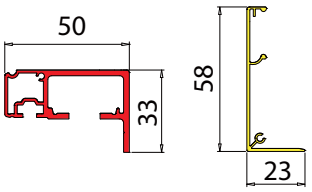

xme510



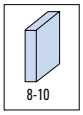

V-1842
- Set accessori per 1 anta scorrevole composto da 2 carrelli, morsetti per vetro 8-10 mm, 2 stoppers

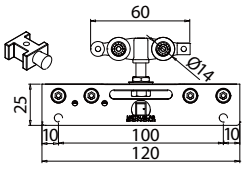

xme510

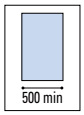

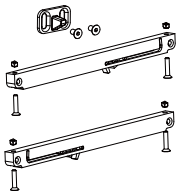

V-1846-50
- Set 2 stoppers Soft-close (per 1 anta)

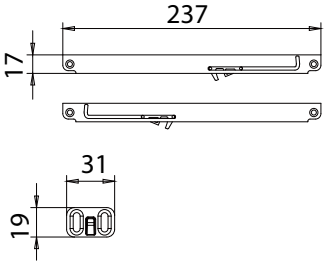

xme508d

V-012
- Guida a pavimento per scorrevole con feltrini per vetro 8 e 10 mm

AN - NS

• Altri modelli disponibili a pag. 228

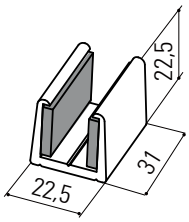

V-012

V-1841
- Paio tappi finali per binario V-1840

AN - IXE

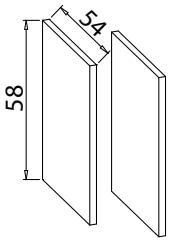

xme510

V-1848
- Carrello Brixia 50

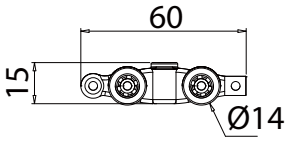

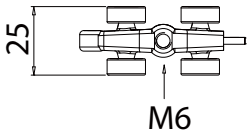

xme510a

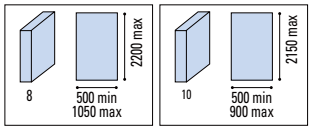

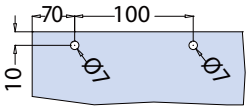

V-1845
- Pinza per vetro 8/10 mm

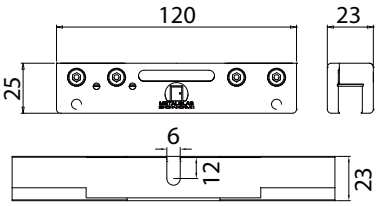

- **Optional fori sicurezza. Raccomandati per peso ante > 40 kg**

xme510a

V-1847
- Coppia stopper Brixia 50

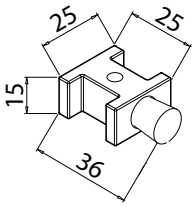

xme510a

SIMPLE

SIMPLE

BRIXIA 140 (OPTIONAL SOFT-CLOSE)

V-1890

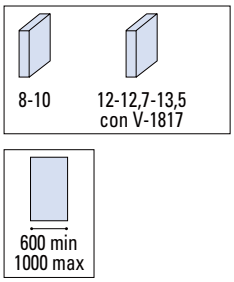

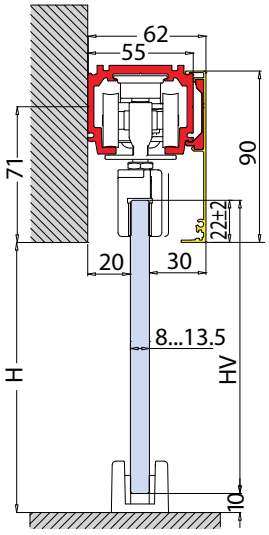

HV = H + 12

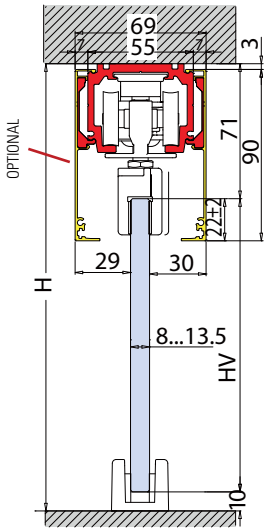

HV = H - 81

V-1890 SET 1

- Set per 1 anta scorrevole, fissaggio a parete/soffitto (solo 1 veletta inclusa)

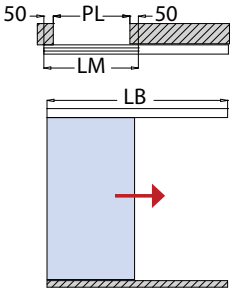

LB = LP x 2 + 150
LM = LP + 100

V-1890 SET 2

- Set per 2 ante scorrevoli, fissaggio a parete/soffitto (solo 1 veletta inclusa)

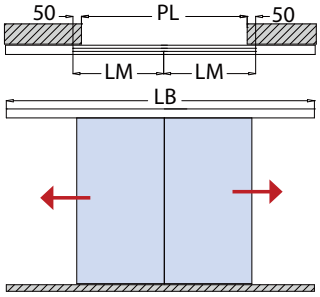

LB = LP x 2 + 100
LM = (LP + 100) / 2

- Fori vetro sicurezza **optional**

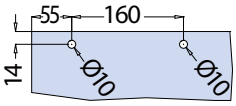

OPTIONAL (x 2)

- ATTENZIONE:
  Con fori di sicurezza **optional** l'anta minima con soft-close aumenta di 100 mm

xme431a

COMPONENTI ▶ 114

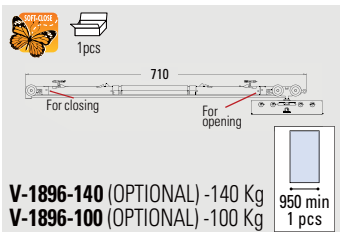

Cod.	Fin.	V-1890 SET 1 FIX	V-1890 SET 1 MIS	V-1890 SET 2 FIX	V-1890 SET 2 MIS
V-1890 LB=2000 LB=3000 LB=4000 LB=6000	AN	1	–	1	–
V-1890-MIS LB= 1500→6000	AN	–	1	–	1
V-1632 LB=2000 LB=3000 LB=4000 LB=6000	AN/IXE	1	–	1	–
V-1632-MIS LB= 1500→6000	AN/IXE	–	1	–	1
V-1892	–	1	1	2	2
V-1896-140 Soft-close **(OPTIONAL)**	–	(1)	(1)	(2)	(2)
V-1896-100 Soft-close **(OPTIONAL)**	–	(1)	(1)	(2)	(2)
V-1824-140 Soft-close **(OPTIONAL)**	–	(1) (2)	(1) (2)	(2) (4)	(2) (4)
V-1824-100 Soft-close **(OPTIONAL)**	–	(1) (2)	(1) (2)	(2) (4)	(2) (4)
V-1898	AN	1	1	1	1
V-012	AN/IXE	1	1	2	2

BRIXIA 140 (OPTIONAL SOFT-CLOSE)

V-1893

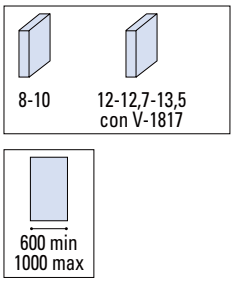

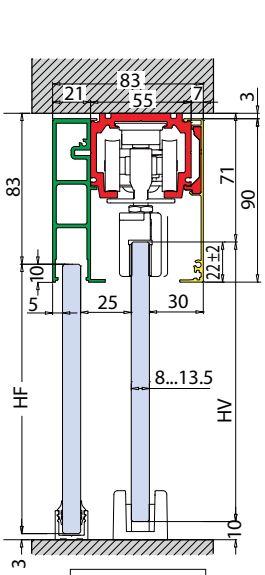

HV = H - 81
HF = H - 86

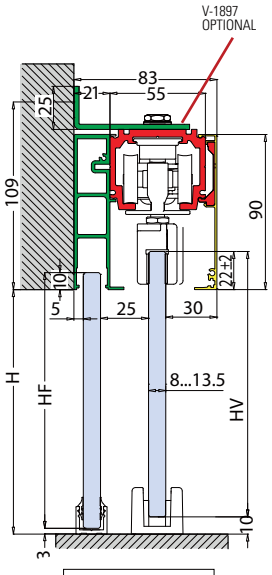

HV = H + 12
HF = H + 7

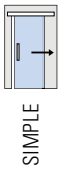

V-1893 SET 1

- Set per 1 anta scorrevole e vetro fisso, fissaggio a parete/soffitto

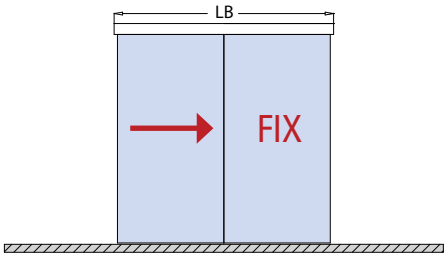

V-1893 SET 2

A

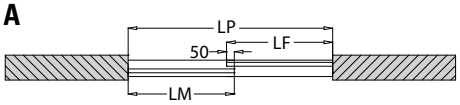

LB = LP
LM = LF = (LP+50)/2

B

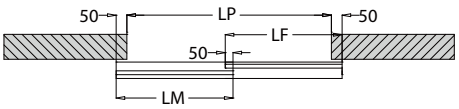

LB = LP+100
LM = LF = (LP+150)/2

- Fori vetro sicurezza **optional**

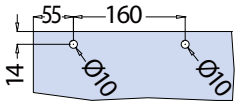

OPTIONAL (x 2)

- ATTENZIONE:
  Con fori di sicurezza **optional** l'anta minima con soft-close aumenta di 100 mm

xme431b

COMPONENTI ▶ 114

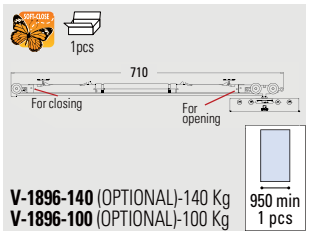

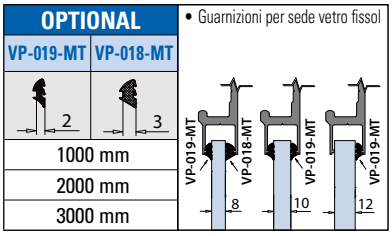

Cod.	Fin.	V-1893 SET 1 FIX	V-1893 SET 1 MIS	V-1893 SET 2 FIX	V-1893 SET 2 MIS
V-1890 LB=2000 LB=3000 LB=4000 LB=6000	AN	1	–	1	–
V-1890-MIS LB= 1500→6000	AN	–	1	–	1
V-1632 LB=2000 LB=3000 LB=4000 LB=6000	AN/IXE	1	–	1	–
V-1632-MIS LB= 1500→6000	AN/IXE	–	1	–	1
V-1894 LB=2000 LB=3000 LB=4000 LB=6000	AN	1	–	1	–
V-1894-MIS LB= 1500→6000	AN	–	1	–	1
V-1892	–	1	1	2	2
V-1896-140 Soft-close **(OPTIONAL)**	–	(1)	(1)	(2)	(2)
V-1896-100 Soft-close **(OPTIONAL)**	–	(1)	(1)	(2)	(2)
V-1824-140 Soft-close **(OPTIONAL)**	–	(1) (2)	(1) (2)	(2) (4)	(2) (4)
V-1824-100 Soft-close **(OPTIONAL)**	–	(1) (2)	(1) (2)	(2) (4)	(2) (4)
V-1899	AN	1	1	1	1
V-012	AN/IXE	1	1	2	2
V-1897 Staffa **(OPTIONAL)**		1 x 400 mm	1 x 400 mm	1 x 400 mm	1 x 400 mm

V-1890 / V-1893 BRIXIA 140 (OPTIONAL SOFT-CLOSE)
COMPONENTI

SIMPLE



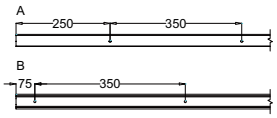

V-1890
- Binario Scorrevole BRIXIA 140 AN

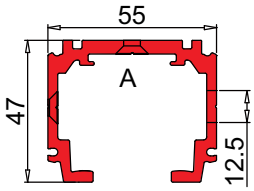

xme431c

V-1632 H
- Veletta per binario V-1890 AN

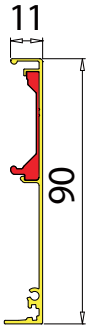

xme431c

V-1894
- Profilo per vetro fisso BRIXIA 1 AN

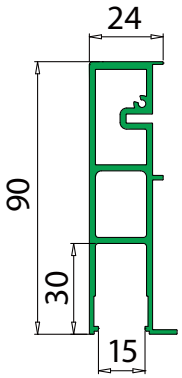

xme431c

OPTIONAL

VP-019-MT	VP-018-MT
1000 mm - 2000 mm - 3000 mm	

- Guarnizioni per sede vetro fisso

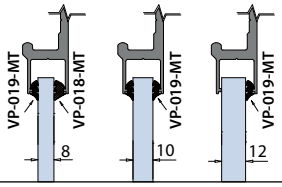



8-10 | 12-12,7-13,5 con V-1817

V-1892
- Set accessori per 1 anta scorrevole composto da 2 carrelli, morsetti per vetro 8-10 mm. 2 stoppers

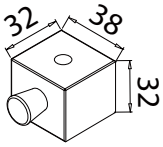

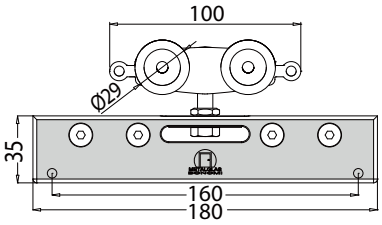

xme431c

8-10 | 12-12,7-13,5 con V-1817

V-090
- Pinza

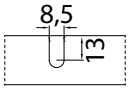

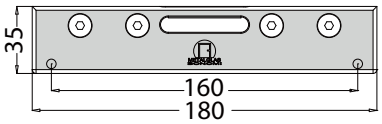

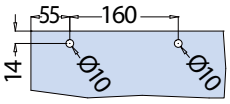

- Fori optional

xme431c / xme425a

SIMPLE

V-1896-140 Kg
V-1896-100 Kg
- 1 pcs soft-close double

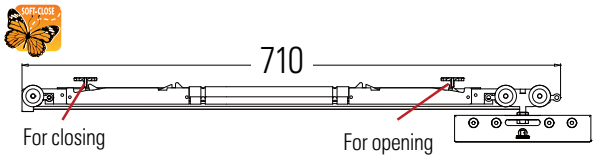

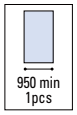

xme431c

V-1824-140 Kg
V-1824-100 Kg
- 1 pcs Soft-close

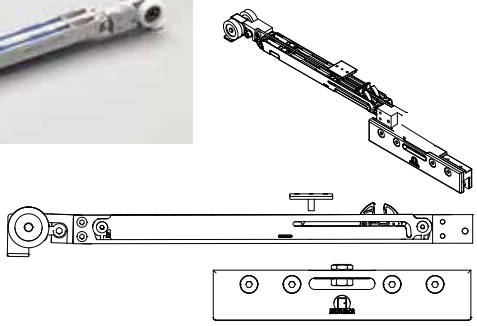

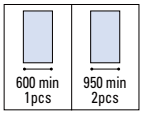

xme431c

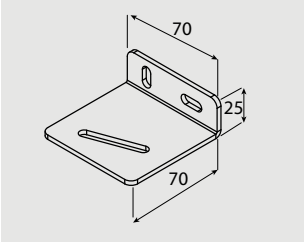

V-1897
- Staffa per fissaggio a parete binario V-1890 e profilo per fisso V-1894 (circa 1 pezzo ogni 400 mm)



V-1891
- Stoppers Brixia 140 Kg

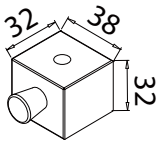

xme425c

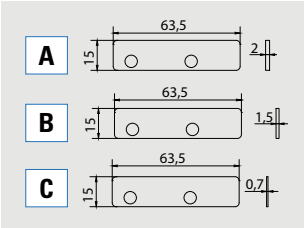

V-1817-A
V-1817-B
V-1817-C
- Kit spessori per vetro 12 - 12,7 - 13,5 per 2 pinze V-090 e V-090-T

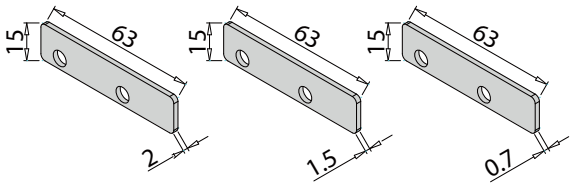

xme425t

V-1895
- Carrello Brixia 140 Kg

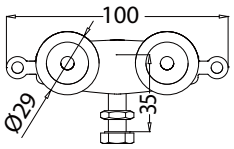

xme425i

V-012
- Guida a pavimento per scorrevole con feltrini per vetro 8 e 10 mm
  AN - NS - CR

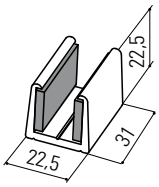

v-012

V-1898
- Paio tappi finali per sistema V-1890
  AN

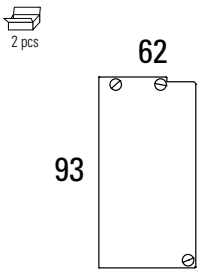

V-1899
- Paio tappi finali per sistema V-1893
  AN

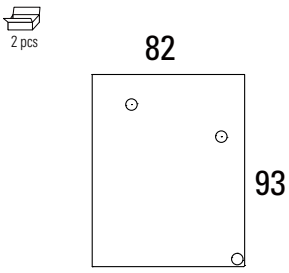

SIMPLE

SESAMO

V-2000

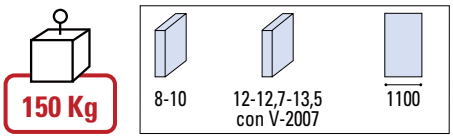

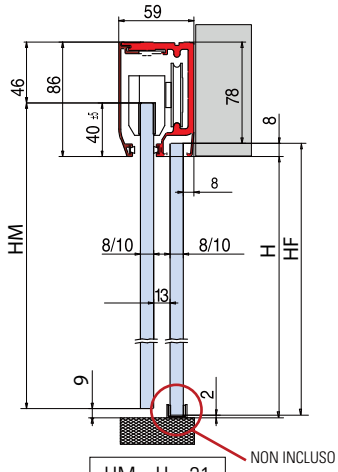

HM = H + 31
HF = H + 6

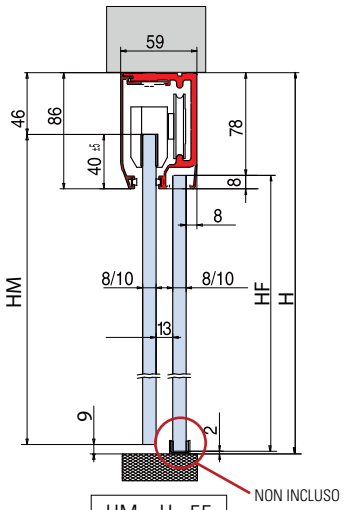

HM = H - 55
HF = H - 80

V-2000 SET 1

- Set per 1 anta scorrevole, fissaggio a parete/soffitto

V-2000 SET 3

- Set per 1 anta scorrevole e vetro fisso, fissaggio a parete/soffitto

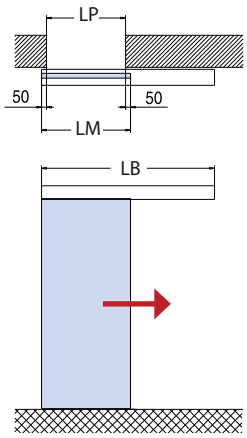

LB = LP x 2 + 150
LM = LF = LP + 100

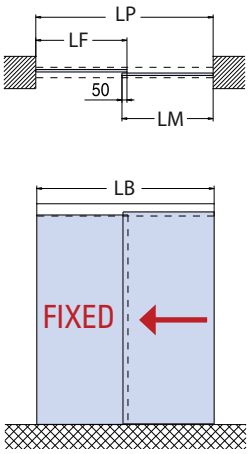

LB = LP
LM = LF = (LP + 50) / 2

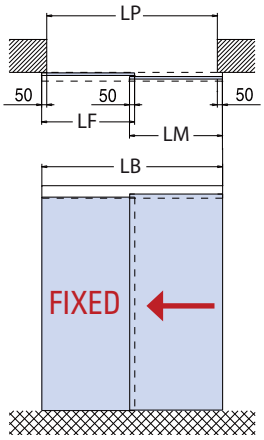

LB = LP + 100
LM = LF = (LP + 150) / 2

- Fori vetro sicurezza **optional**

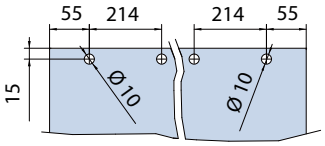

xla50 / pla169x2

COMPONENTI

V-2000

V-2002

V-012

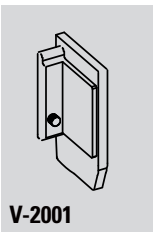
V-2001

OPTIONAL

VP-019-MT	VP-018-MT
2	3
1000 mm	
2000 mm	
3000 mm	

- Guarnizioni per sede vetro fisso

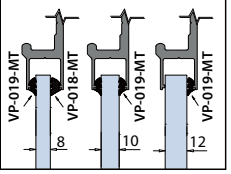

Cod.		Fin.	V-2000 SET 1 FIX	V-2000 SET 1-MIS	V-2000 SET 3 FIX	V-2000 SET 3-MIS
V-2000	L=2000 L=3000 L=4000 L=6000	AN	1	-	1	-
V-2000-MIS	L=1500 → 6000	AN	-	1	-	1
V-2002		-	1	1	1	1
V-012		AN	1	1	1	1
V-2001		AN	1	1	(1) **(OPTIONAL)**	(1) **(OPTIONAL)**

V-2000 SESAMO
COMPONENTI

V-2000
- Binario Sesamo
  AN

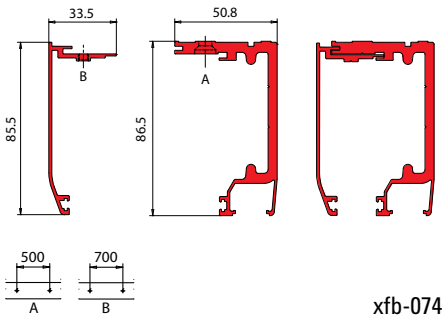

xfb-074

OPTIONAL

VP-019-MT	VP-018-MT
2	3

1000 mm - 2000 mm - 3000 mm

- Guarnizioni per sede vetro fisso

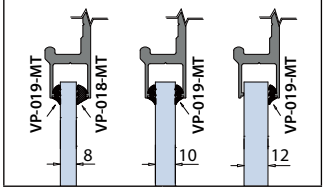

8-10

12-12,7-13,5
con V-2007

V-2002
- Set carrelli con pinze e stopper per 1 anta scorrevole

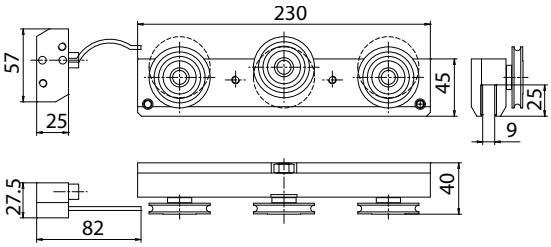

xfb-074

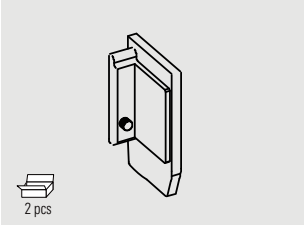

V-2001
- Paio tappi finali in alluminio
  per guida a scorrimento V-2000
  AN

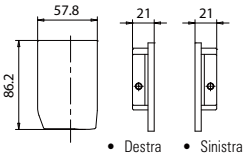

xfb-074

12-12,7-13,5
con V-2007

V-2007
- Set per spessori vetro
  12 - 12,7 - 13,5 (per 2 pinze V-2002)

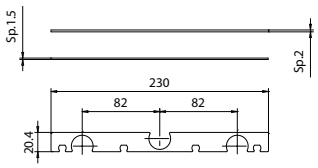

xfb-074

V-2014-MIX
- Canalina per vetro fisso escluso guarnizioni
  AN - IXE

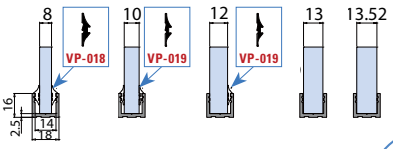

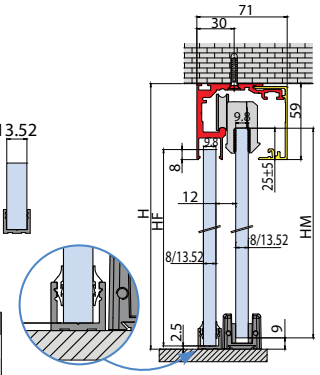

Cod.	Fin.
V-2014-2000 mm	AN / IXE / NO
V-2014-3000 mm	AN / IXE / NO
V-2014-6000 mm	AN / IXE / NO

FB044-E

V-2010
- Set per la chiusura simultanea di due ante scorrevoli per il sistema Sesamo V-2000

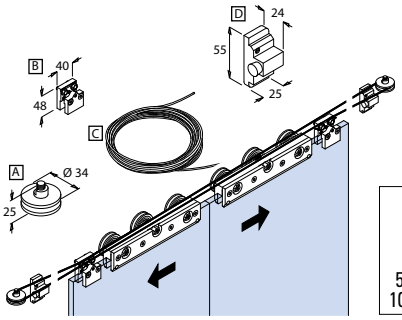

500 min
1000 max

xla050

SIMPLE

BRIXIA (OPTIONAL SOFT-CLOSE)

V-1800

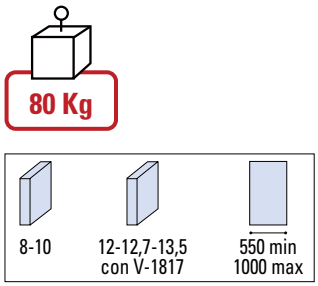

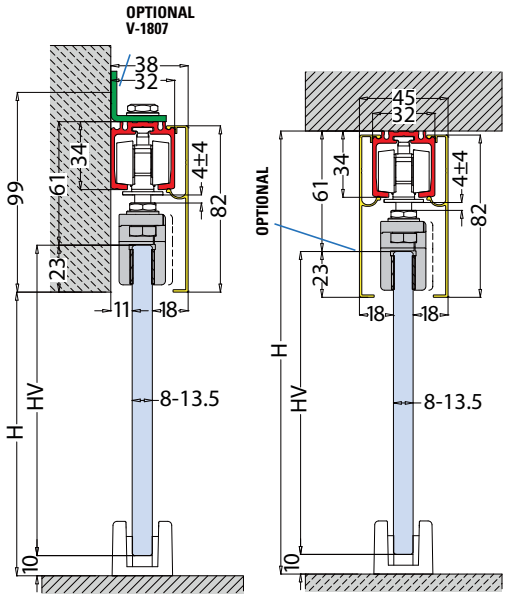

HV = H + 13

HV = H - 71

V-1800 SET 1

- Set per 1 anta scorrevole, fissaggio a soffitto (solo 1 veletta inclusa)

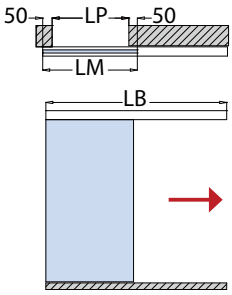

LB = LP x 2 + (50 x 2) + 300
LM = LP + 100

V-1800 SET 2

- Set per 2 ante scorrevoli, fissaggio a soffitto (solo 1 veletta inclusa)

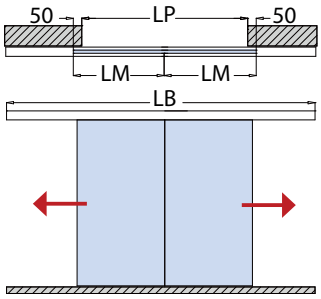

LB = LP x 2 + (50 x 2) + 300
LM = LP + 100

- Fori vetro sicurezza **optional**

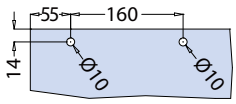

OPTIONAL (x 2)

- ATTENZIONE: Con fori di sicurezza **optional** l'anta minima con soft-close aumenta di 100 mm

xme425a

COMPONENTI ▶ 121


V-1800

V-1801

V-1802

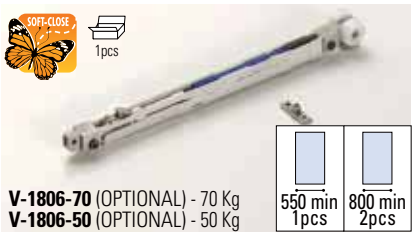

V-1806-70 (OPTIONAL) - 70 Kg
V-1806-50 (OPTIONAL) - 50 Kg


V-1808

V-012

Cod.	Fin.	V-1800 SET 1 FIX	V-1800 SET 1 MIS	V-1800 SET 2 FIX	V-1800 SET 2 MIS
V-1800 LB=2000 LB=3000 LB=4000 LB=6000	AN	1	–	1	–
V-1800-MIS LB= 1500→6000	AN	–	1	–	1
V-1801 LB=2000 LB=3000 LB=4000 LB=6000	AN/IXE	1	–	1	–
V-1801-MIS LB= 1500→6000	AN/IXE	–	1	–	1
V-1802	–	1	1	2	2
V-1808	AN/IXE	1	1	1	1
V-012	AN/NS	1	1	2	2
V-1807 Staffa **(OPTIONAL)**	–	1 x 400 mm	1 x 400 mm	1 x 400 mm	1 x 400 mm
V-1806-70 Soft-close **(OPTIONAL)**	–	(1) (2)	(1) (2)	(2) (4)	(2) (4)
V-1806-50 Soft-close **(OPTIONAL)**	–	(1) (2)	(1) (2)	(2) (4)	(2) (4)

BRIXIA (OPTIONAL SOFT-CLOSE)

V-1810

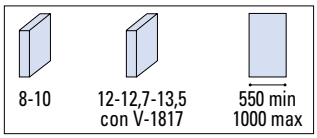

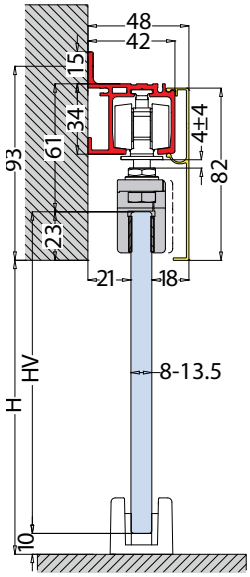

HV = H + 13

SIMPLE

V-1810 SET 1

- Set per 1 anta scorrevole, fissaggio a parete

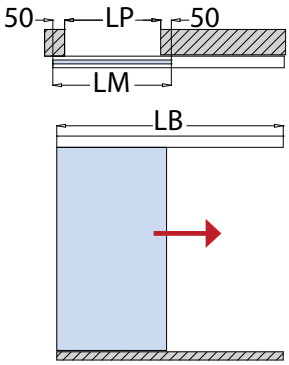

LB = LP x 2 + 150
LM = LP + 100

V-1810 SET 2

- Set per 2 ante scorrevoli, fissaggio a parete

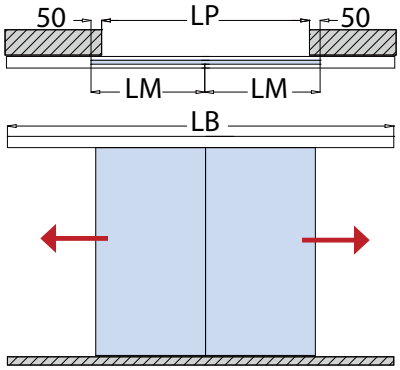

LB = LP x 2 + 100
LM = (LP + 100)/2

- Fori vetro sicurezza **optional**

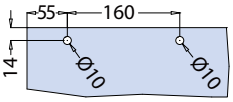

OPTIONAL (x 2)

- ATTENZIONE: Con fori di sicurezza **optional** l'anta minima con soft-close aumenta di 100 mm

xme425a

COMPONENTI ▶ 121


V-1810

V-1801

V-1802

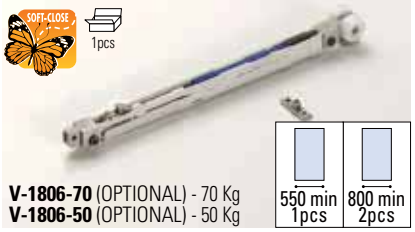

V-1806-70 (OPTIONAL) - 70 Kg
V-1806-50 (OPTIONAL) - 50 Kg


V-1809

V-012

Cod.	Fin.	V-1810 SET 1 FIX	V-1810 SET 1 MIS	V-1810 SET 2 FIX	V-1810 SET 2 MIS
V-1810 LB=2000 LB=3000 LB=4000 LB=6000	AN	1	–	1	–
V-1810-MIS LB= 1500→6000	AN	–	1	–	1
V-1801 LB=2000 LB=3000 LB=4000 LB=6000	AN/IXE	1	–	1	–
V-1801-MIS LB= 1500→6000	AN/IXE	–	1	–	1
V-1802	–	1	1	2	2
V-1806-70 Soft-close **(OPTIONAL)**	–	(1) (2)	(1) (2)	(2) (4)	(2) (4)
V-1806-50 Soft-close **(OPTIONAL)**	–	(1) (2)	(1) (2)	(2) (4)	(2) (4)
V-012	AN/IXE	1	1	2	2
V-1809	AN/IXE	1	1	1	1

SIMPLE

BRIXIA (OPTIONAL SOFT-CLOSE)

V-1803

80 Kg

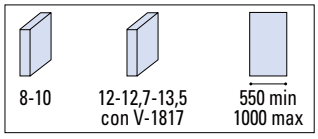

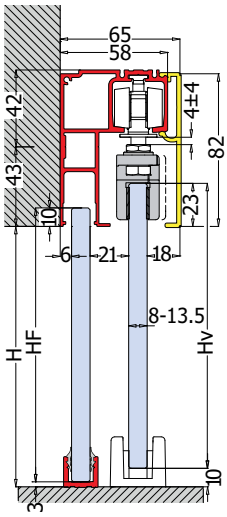

HV = H + 13
HF = H + 7

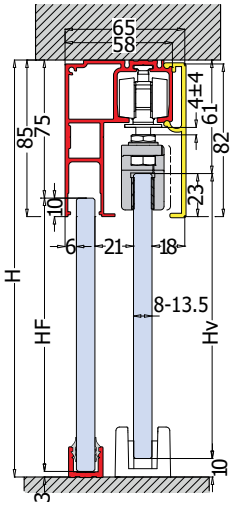

HV = H - 71
HF = H - 78

V-1803 SET 1

- Set per 1 anta scorrevole e vetro fisso, fissaggio a soffitto o a parete

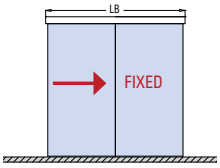

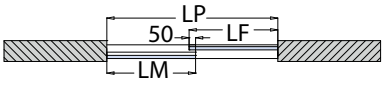

LB = LP
LM = LF=(LP + 50) / 2

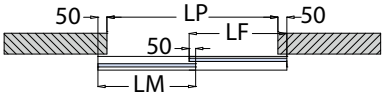

LB = LP + 100
LM = LF=(LP + 150) / 2

V-1803 SET 2

- Set per 2 ante scorrevoli e vetri fissi, fissaggio a parete/soffitto

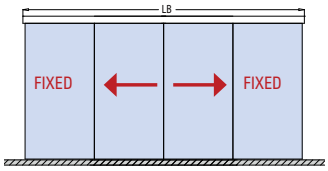

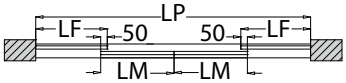

LB = LP
LM = LF=(LP + 100) / 4

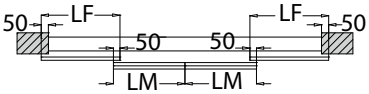

LB = LP + 100
LM = LF=(LP + 200) / 4

- Fori vetro sicurezza **optional**

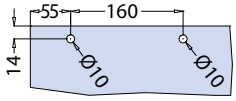

OPTIONAL (x 2)

- ATTENZIONE: Con fori di sicurezza **optional** l'anta minima con soft-close aumenta di 100 mm

xme425b

COMPONENTI ▶ 121

V-1803

V-1801

V-1802

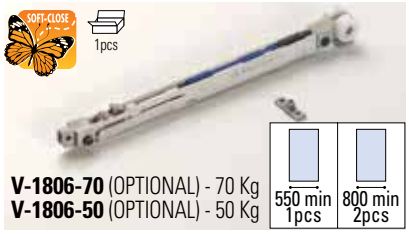

V-1806-70 (OPTIONAL) - 70 Kg
V-1806-50 (OPTIONAL) - 50 Kg

V-1804

V-012

OPTIONAL

VP-019-MT	VP-018-MT
2	3
1000 mm	
2000 mm	
3000 mm	

- Guarnizioni per sede vetro fisso

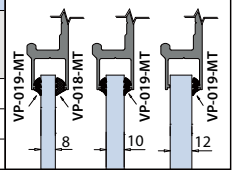

Cod.	Fin.	V-1800 SET 1 FIX	V-1800 SET 1 MIS	V-1800 SET 2 FIX	V-1800 SET 2 MIS
V-1803 LB=2000 LB=3000 LB=4000 LB=6000	AN	1	–	1	–
V-1803-MIS LB= 1500→6000	AN	–	1	–	1
V-1801 LB=2000 LB=3000 LB=4000 LB=6000	AN	1	–	1	–
V-1801-MIS LB= 1500→6000	AN	–	1	–	1
V-1802	–	1	1	2	2
V-1806-70 Soft-close **(OPTIONAL)**	–	(1) (2)	(1) (2)	(2) (4)	(2) (4)
V-1806-50 Soft-close **(OPTIONAL)**	–	(1) (2)	(1) (2)	(2) (4)	(2) (4)
V-012	AN	1	1	2	2
V-1804 (OPTIONAL)	AN	(1)	(1)	(1)	(1)

V-1800 / V-1810 / V-1803 / V-1850 / V-1855 BRIXIA MICRO (OPTIONAL SOFT-CLOSE)

COMPONENTI



V-1800
- Binario

AN

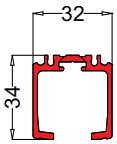

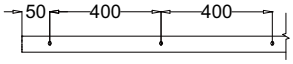

xme425d



V-1810
- Binario per fissaggio a parete

AN

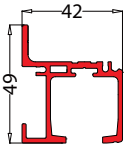

xme425d

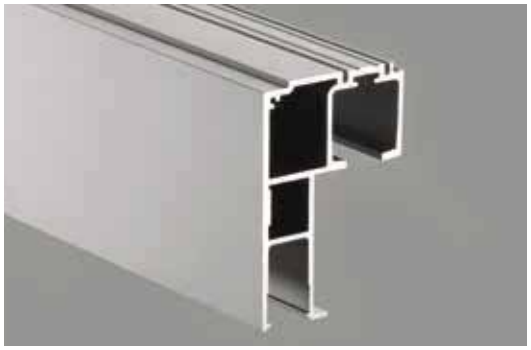

V-1803
- Binario per anta scorrevole con vetro fisso laterale

AN

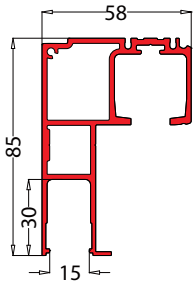

xme425d

V-1801
- Veletta

AN-IXE

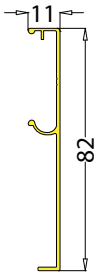

xme425d

OPTIONAL	
VP-019-MT	VP-018-MT
1000 mm - 2000 mm - 3000 mm	

- Guarnizioni per sede vetro fisso

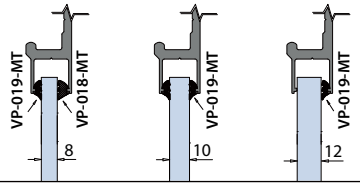

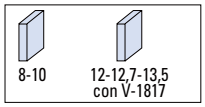

V-1802
- Set accessori per 1 anta scorrevole composto da: 2 carrelli, morsetti per vetro 8-10 mm. - 2 stoppers

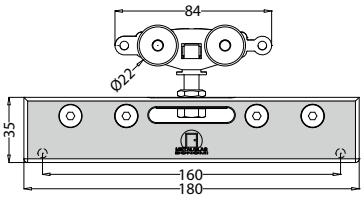

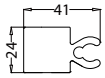

- Fori vetro sicurezza **optional**

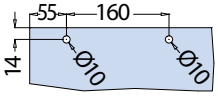

(x 2)

xme425d

SIMPLE

V-1800 / V-1810 / V-1803 / V-1850 / V-1855 BRIXIA MICRO (OPTIONAL SOFT-CLOSE)
COMPONENT

SIMPLE

V-1806-70 Kg
V-1806-50 Kg
- 1 pcs Soft-close

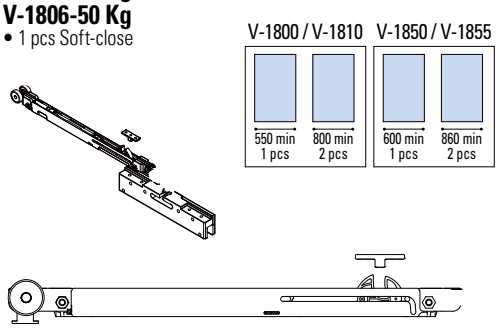

xme425d

V-1808
- Paio tappi finali per binario V-1800

AN-IXE

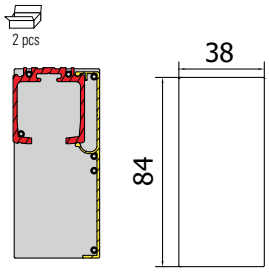

282po27

V-1809
- Paio tappi finali per binario V-1810

AN-IXE

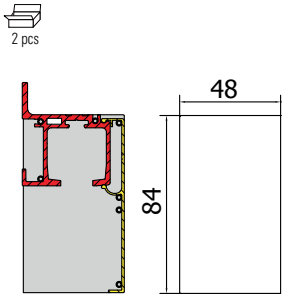

282po29

V-1804
- Paio tappi finali per binario V-1810

AN

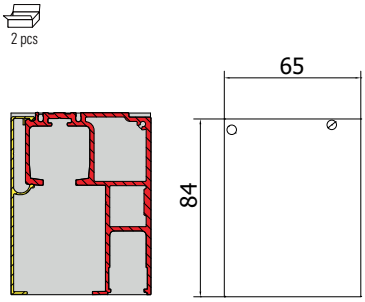

282po33

V-012
- Guida a pavimento per scorrevole con feltrini per vetro 8 e 10 mm

AN-NS-CR

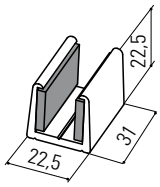

v-012

V-1807
- 1 pezzo staffe per fissaggio a parete binario V-1800 (circa 1 pezzo ogni 400 mm)

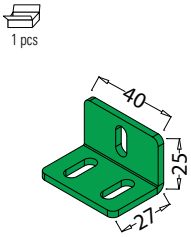

xme425d



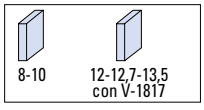

V-090
- Pinza

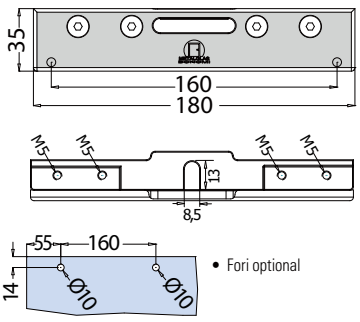

- Fori optional

xme431c / xme425a

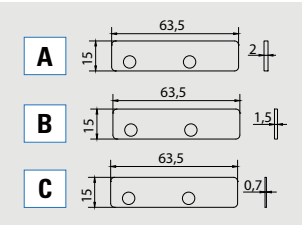

V-1817-A
V-1817-B
V-1817-C
- Kit spessori per vetro 12 - 12,7 - 13,5 per 2 pinze V-090 e V-090-T

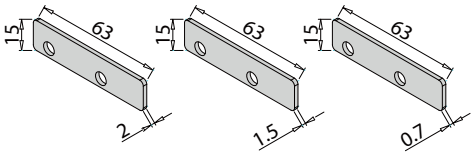

xme425t

SIMPLE

INVISIBLE (OPTIONAL SOFT-CLOSE)

BINARI INVISIBILI

V-7600

120 Kg

8-10	8,76/10,76/12 12,76/13,52 con V-5607	500 min 1000 max

COMPONENTI ▶ 130

V-7600

V-7602 120 Kg

• Regolazione dal basso

V-5606-70 70 Kg | **V-5606-80** 80 Kg
V-5606-100 100 Kg | **V-5606-120** 120 Kg

V-012-INS

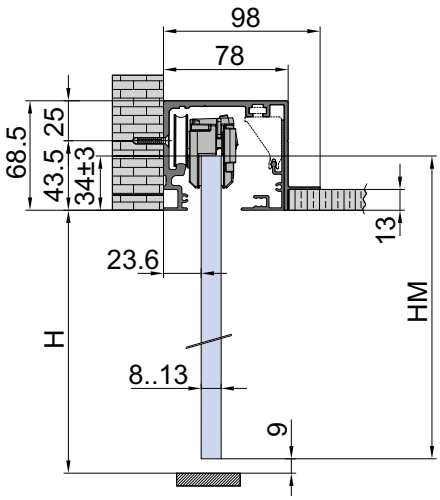

HM = H + 25

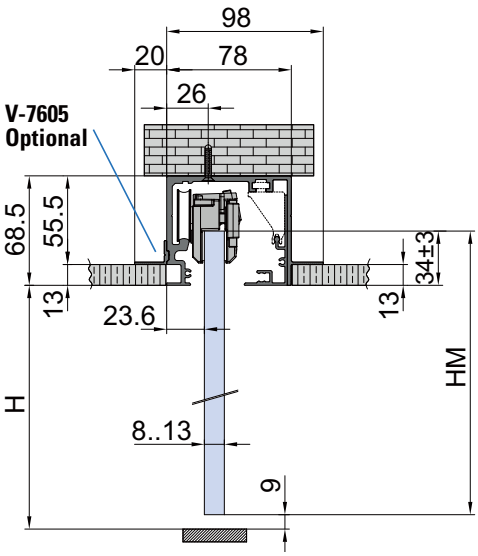

HM = H + 25

V-7600 SET 1

• Set per 1 anta scorrevole, fissaggio a parete/soffitto

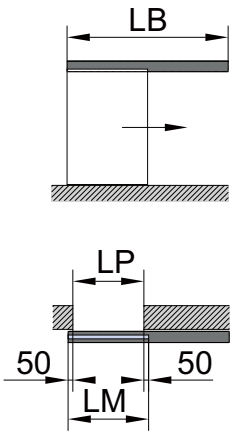

LB = LP x 2 + 150
LM = LP + 100

V-7600 SET 2

• Set per 2 ante scorrevoli, fissaggio a parete/soffitto

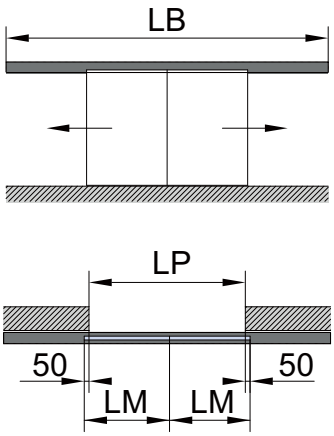

LB = LP x 2 + 100
LM = (LP + 100) / 2

• Fori vetro sicurezza **optional**

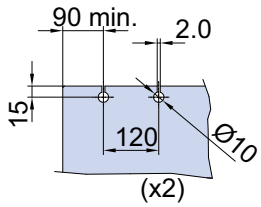

• **ATTENZIONE!** Per montaggio vetro in nicchia è necessaria preparazione spalle sfasate.

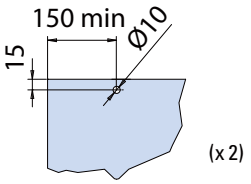

• Fori **optional** per V-5152

xme576f

Componenti ▶ 130	Fin.	V-7600 SET 1	V-7600 SET 2
V-7600 L=2000 L=3000 L=4000 L=6000	AN	1	1
V-7605 L=2000 L=3000 L=4000 L=6000 (OPTIONAL)	GR	(1)	(1)
V-7602	–	1	2
V-5606-70 Kg / **V-5606-80** Kg / **V-5606-100** Kg / **V-5606-120** Kg (OPTIONAL)	–	(1)	(2)
V-012-INS	AN	1	2

INVISIBLE (OPTIONAL SOFT-CLOSE)

BINARI INVISIBILI

V-7603

120 Kg

8-10

8,76/10,76/12
12,76/13,52
con V-5607

500 min
1000 max



COMPONENTI ▶ 130

V-7603

V-7602 120 Kg

• Regolazione dal basso

V-5606-70 70 Kg | **V-5606-80** 80 Kg
V-5606-100 100 Kg | **V-5606-120** 120 Kg

V-012-INS

OPTIONAL	
VP-019-MT	VP-018-MT
2	3
1000 mm - 2000 mm - 3000 mm	

• Guarnizioni per sede vetro fisso

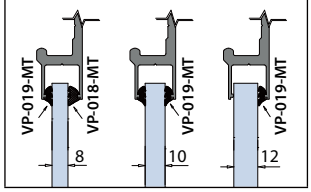

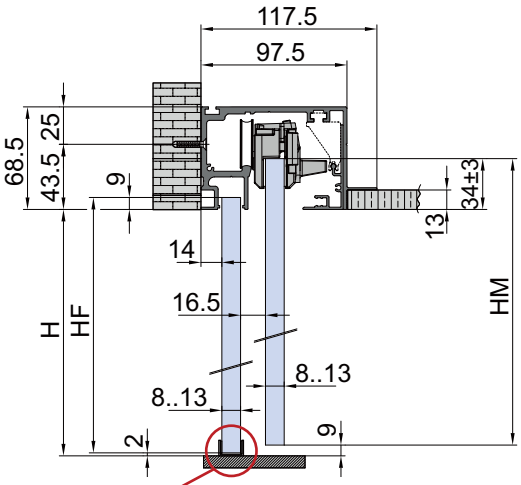

HM = H + 25
HF = H + 7

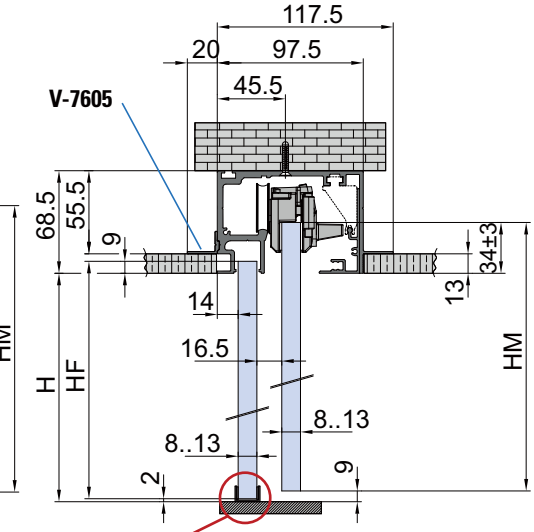

HM = H + 25
HF = H + 7

V-7603 SET 1

• Set per 1 anta scorrevole e vetro fisso, fissaggio a parete/soffitto

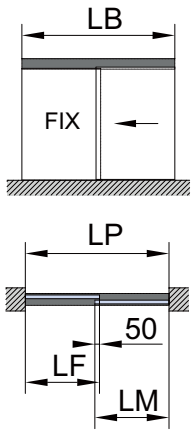

LB = LP x 2 + 150
LM = LP + 100

V-7603 SET 2

• Set per 2 ante scorrevoli e vetri fissi, fissaggio a parete/soffitto

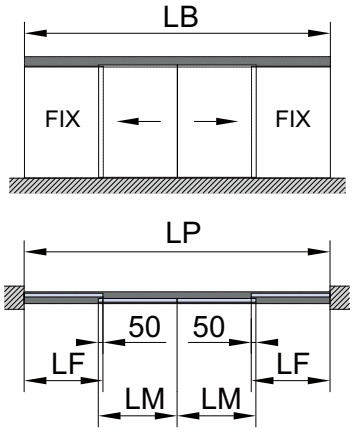

LB = LP x 2 + 100
LM = (LP + 100) / 2

• Fori vetro sicurezza **optional**

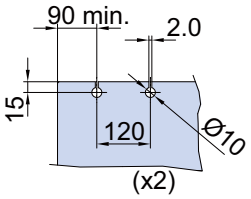

xme576g

Componenti ▶ 130	Fin.	V-7603 SET 1	V-7603 SET 2
V-7603 L=2000 L=3000 L=4000 L=6000	AN	1	1
V-7605 L=2000 L=3000 L=4000 L=6000 (OPTIONAL)	GR	(1)	(1)
V-7602	–	1	2
V-5606-70 Kg / **V-5606-80** Kg / **V-5606-100** Kg / **V-5606-120** Kg (OPTIONAL)	–	(1)	(2)
V-012-INS	AN	1	2

INVISIBLE (OPTIONAL SOFT-CLOSE)

BINARI INVISIBILI

V-7650

120 Kg

8-10	8,76/10,76/12 12,76/13,52 con V-5607	500 min 1000 max

COMPONENTI ▶ 130

V-7650

V-7602 120 Kg

• Regolazione dal basso

V-5606-70 70 Kg | **V-5606-80** 80 Kg
V-5606-100 100 Kg | **V-5606-120** 120 Kg

V-012-INS

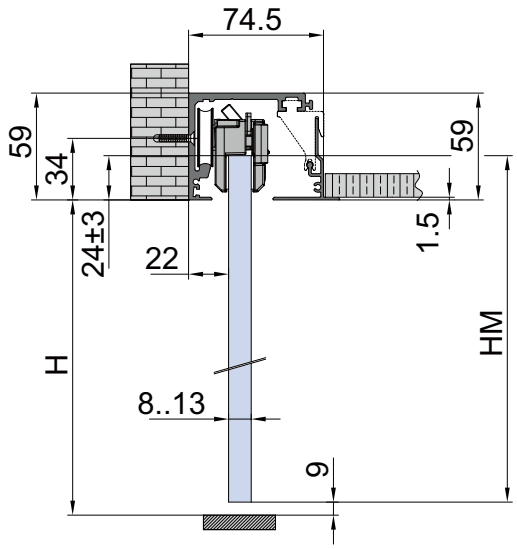

HM = H + 15

V-7650 SET 1

• Set per 1 anta scorrevole, fissaggio a parete/soffitto

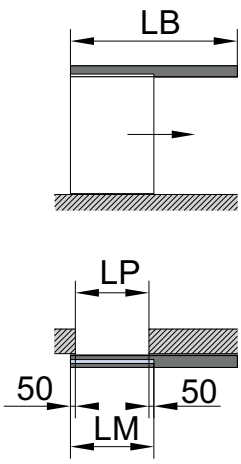

LB = LP x 2 + 150
LM = LP + 100

V-7650 SET 2

• Set per 2 ante scorrevoli, fissaggio a parete/soffitto

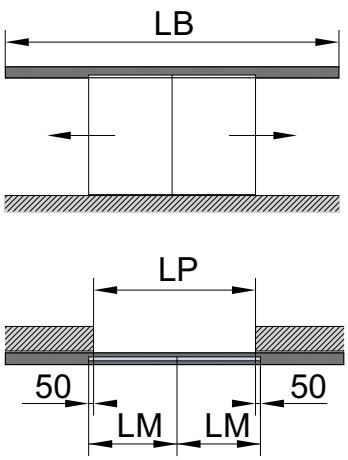

LB = LP x 2 + 150
LM = (LP + 100) / 2

• Fori vetro sicurezza **optional**

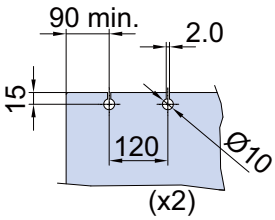

xme576e

Componenti ▶ 130	Fin.	V-7600 SET 1	V-7600 SET 2
V-7650 L=2000 L=3000 L=4000 L=6000	AN	1	1
V-7602	–	1	2
V-5606-70 Kg / **V-5606-80** Kg / **V-5606-100** Kg / **V-5606-120** Kg (OPTIONAL)	–	(1)	(2)
V-012-INS	AN	1	2

INVISIBLE (OPTIONAL SOFT-CLOSE)

BINARI INVISIBILI

COMPONENTI

V-7600

- Guida di scorrimento completa di veletta
  AN

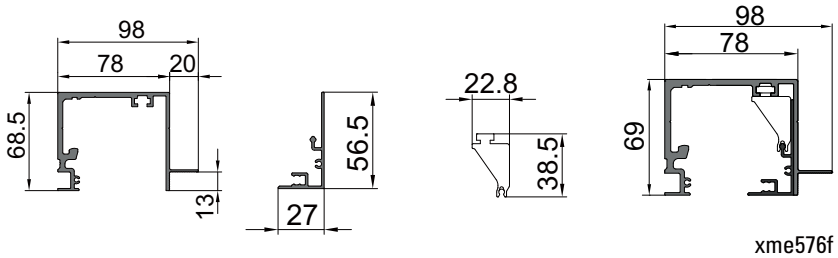

xme576f

V-7603

- Binario per anta scorrevole con vetro fisso laterale
  AN

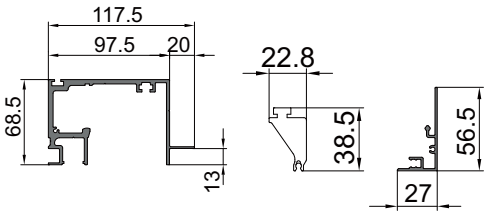

xme576g

OPTIONAL	
VP-019-MT	VP-018-MT
2	3
1000 mm - 2000 mm - 3000 mm	

- Guarnizioni per sede vetro fisso

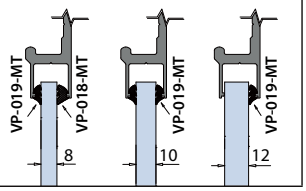



V-7605

- Profilo per V-7600/V-7603
  con appoggio per controsoffitto
  GR

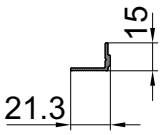

xme576g

V-7650

- Guida di scorrimento completa di veletta
  AN

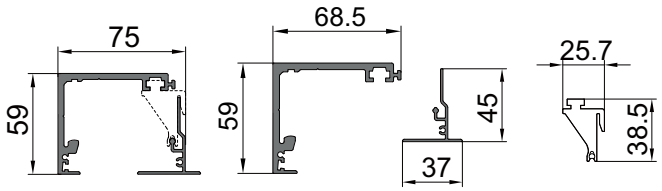

xme576e



V-7602

- Set accessori per 1 anta scorrevole
  composto da:
  n° 2 carrelli, morsetti per vetro 8-10 mm,
  n° 2 stoppers

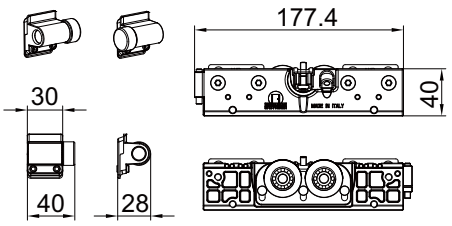

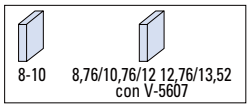

- Regolazione dal basso

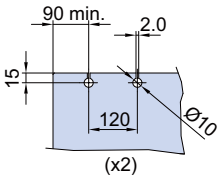

- Fori vetro sicurezza **optional**

xme576e

V-5606-70

- Set 2 stoppers Soft-close (per 1 anta)

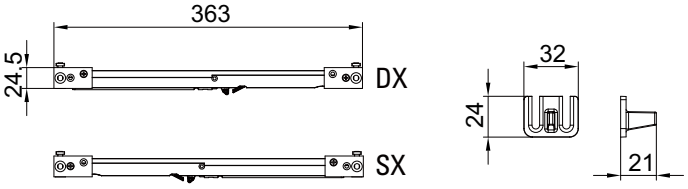

xme576d

V-5606-80

- Set 2 stoppers Soft-close (per 1 anta)

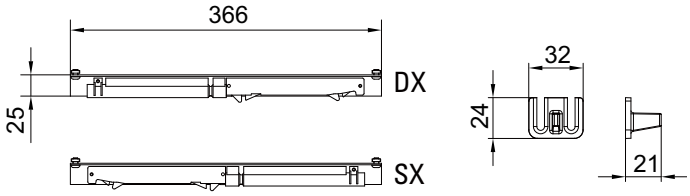

xme576d



V-5606-100 100 KG
V-5606-120 120 KG

- Set 2 stoppers Soft-close (per 1 anta)

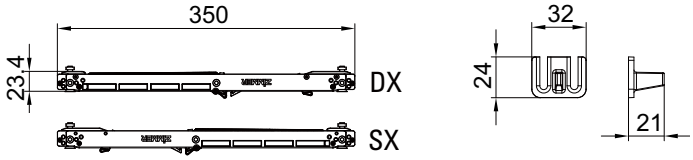

xme576d

V-5607

- Set per spessori vetro 8.76 - 10.76 - 12 - 12.76 - 13.5
  (per 2 pinze V-5602/V-5652/V-7602)

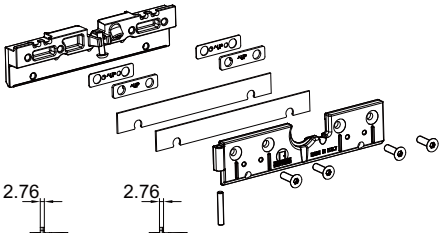

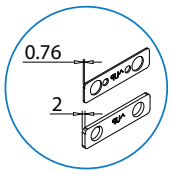

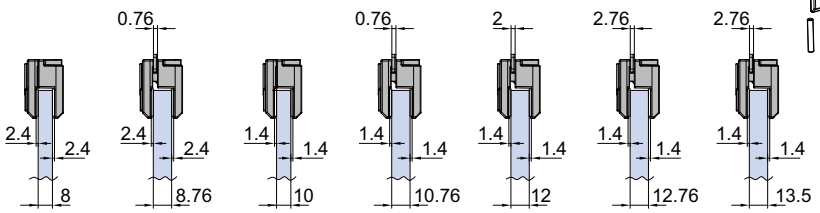

xme576i

V-012-INS

- Guida a pavimento regolabile per vetro da 8 a 13,5 mm con piastrina di fissaggio a terra per un facile inserimento della guida, ideale per scorrevoli invisibili e Telescopici

AN - NS - CR

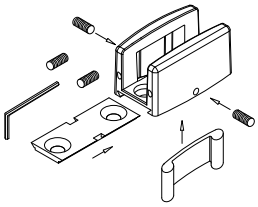

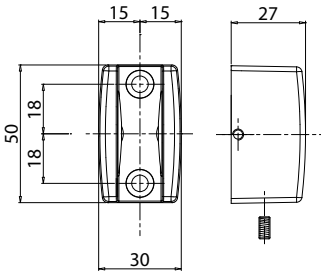

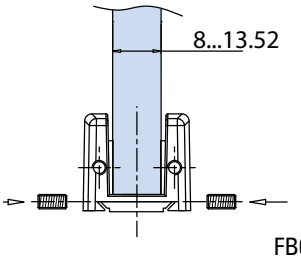

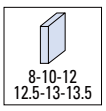

FB059-A

DIVINA + INVISIBLE (OPTIONAL SOFT-CLOSE)
COMPONENTI

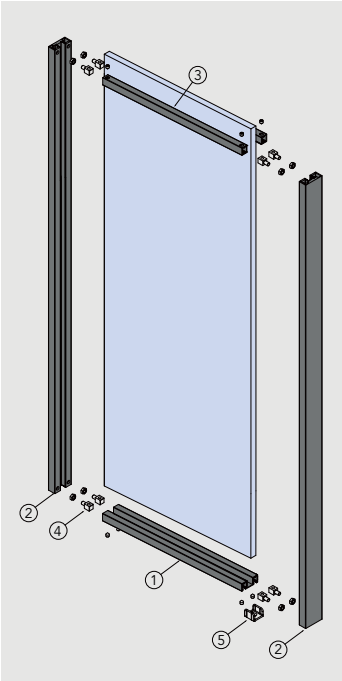

SET ANTA
DIV-995 995 x 2980 mm
DIV-1495 1495 x 2980 mm

① **DIV-203**
• Traverso inferiore

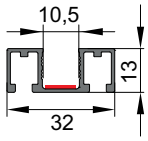

② **DIV-202**
• Montante verticale

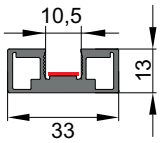

③ **DIV-204**
• Traversino

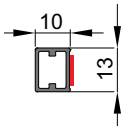

④ **P-F37**
• Kit assemblaggio

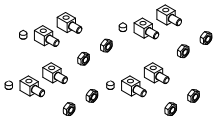

⑤ **DIV-012**
• Guida porta

⑥ **DIV-01**
• Dima foratura

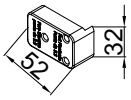

• Biadesivo preinstallato

SET ANTA FISSA
DIV-FIX-995 995 x 2980 mm
DIV-FIX-1495 1495 x 2980 mm

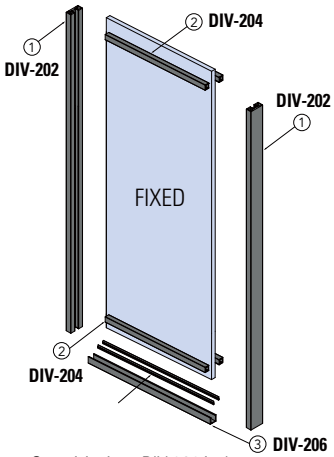

• Guarnizioni per DIV-206 incluse

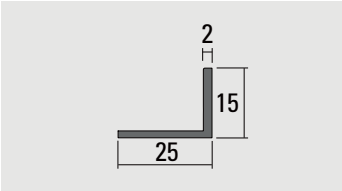

V-7606
• Veletta di sostegno per cartongesso con profilo DIV-205
GR



DIV-205
• Profilo per anta intelaiata DIVINA fissa con binari V-5600/V-7600

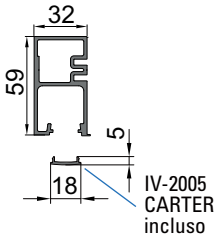

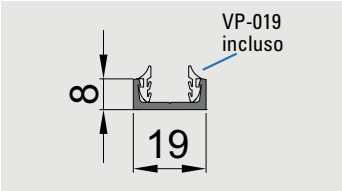

DIV-206
• Canalina inferiore per anta intelaiata DIVINA fissa, guarnizioni incluse
NO

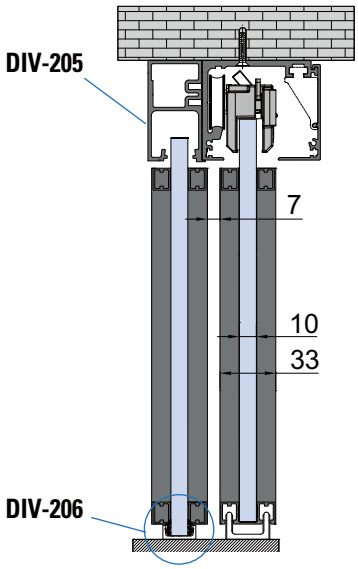

xme595m

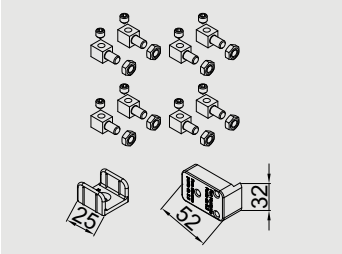

DIV-KIT
• Kit assemblaggio 1 anta DIVINA composto da guida, dima e squadrette

OPTIONAL	
VP-019-MT	VP-018-MT
2	3
1000 mm	
2000 mm	
3000 mm	

• Guarnizioni per sede vetro fisso

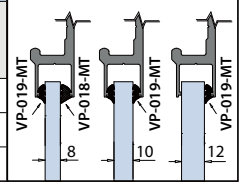

INVISIBILE

INVISIBILE

MINIMAL QUADRO RUOTA SOFT-CLOSE

V-6550

70 Kg

soft-close
70 Kg

8...13,5
600 min
1000 max

COMPONENTI ▶ 140

V-6550

V-6552 (ruota quadra)

V-6552-T (ruota tonda)

V-012-EVO

V-6550 SET 1
(Ruota quadra)

- Set per 1 anta scorrevole, fissaggio a parete

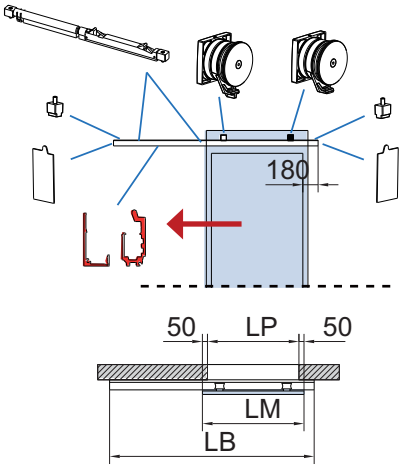

LB = LP x 2 + (50 x 2) + 300
LM = LP + 100

V-6550 SET 2
(Ruota quadra)

- Set per 2 ante scorrevoli, fissaggio a parete

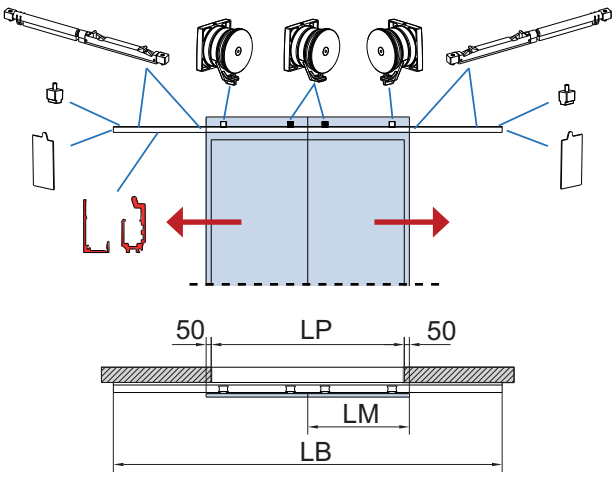

LB = LP x 2 + (50 x 2) + 250
LM = (LP + 100) / 2

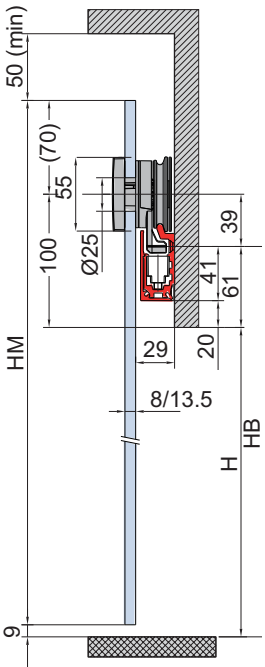

HM = H + 161

V-6550-T SET 1
(Ruota tonda)

- Set per 1 anta scorrevole, fissaggio a parete

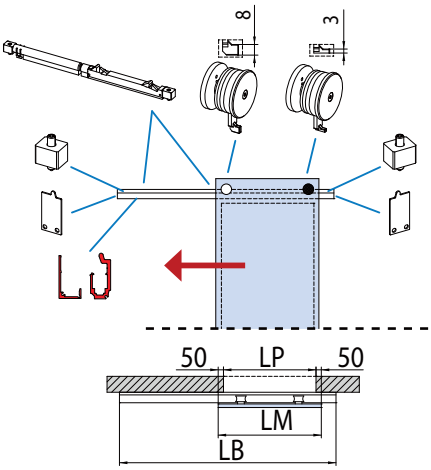

LB = LP x 2 + (50 x 2) + 300
LM = LP + 100

V-6550-T SET 2
(Ruota tonda)

- Set per 2 ante scorrevoli, fissaggio a parete

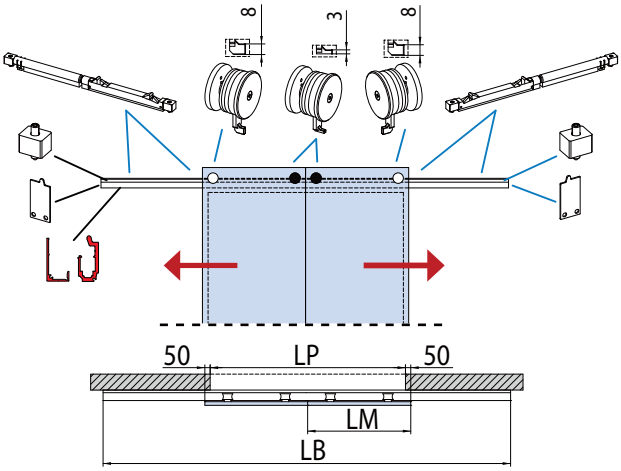

LB = LP x 2 + (50 x 2) + 250
LM = (LP + 100) / 2

LAVORAZIONE VETRO

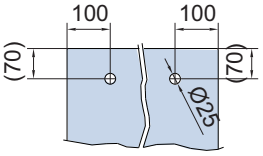

xme547a

TECHNICAL

Cod.	Fin.	V-6550 SET 1 FIX	V-6550-T SET 1 FIX	V-6550 SET 1-MIS	V-6550-T SET 1-MIS	V-6550 SET 2 FIX	V-6550-T SET 2 FIX	V-6550 SET 2-MIS	V-6550-T SET 2-MIS
V-6550 L=2000 L=3000 L=4000 L=6000	AN / IXE / CR	1	1	-	-	1	1	-	-
V-6550-MIS L=1500 → 6000	AN / IXE / CR	-	-	1	1	-	-	1	1
V-6552 Ruota quadra	AN / IXE / CR	1	-	1	-	2	-	2	-
V-6552-T Ruota tonda	AN / IXE / CR	-	1	-	1	-	2	-	2
V-012-EVO	AN / NS / CR	1	1	1	1	2	2	2	2

MINIMAL TONDO RUOTA SOFT-CLOSE

V-6750

70 Kg

soft-close
70 Kg

8...13,5 600 min 1000 max

COMPONENTI ▶ 140

V-6750

V-6752

V-012-EVO

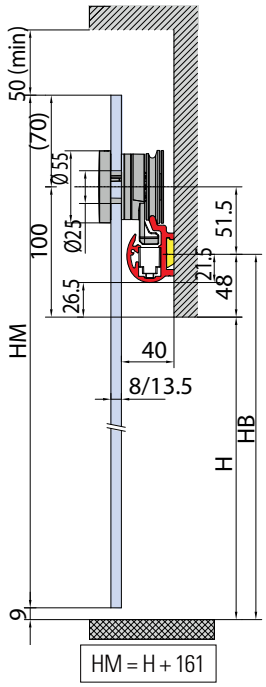

V-6750 SET 1

- Set per 1 anta scorrevole, fissaggio a parete

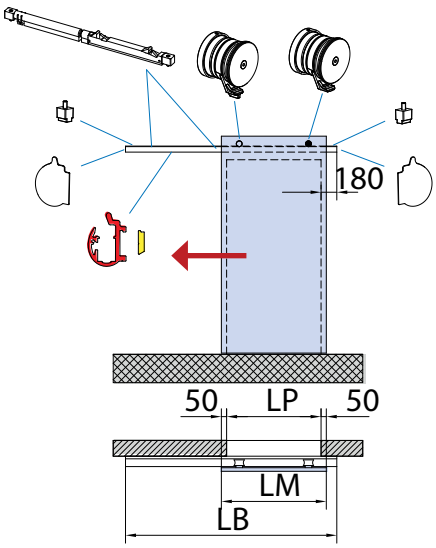

LB = LP x 2 + (50 x 2) + 300
LM = LP + 100

V-6750 SET 2

- Set per 2 ante scorrevoli, fissaggio a parete

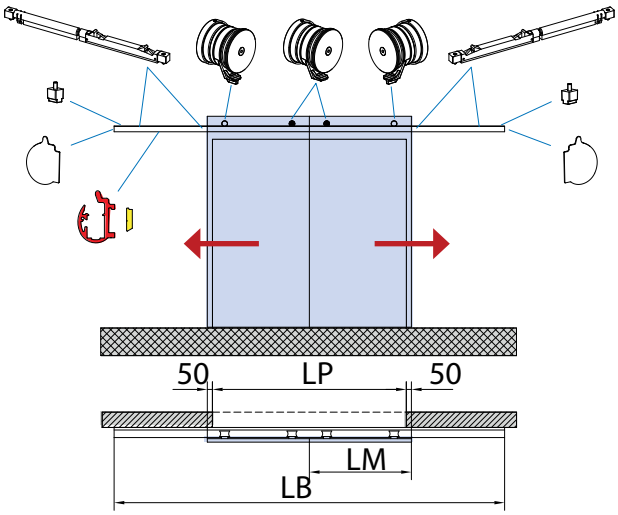

LB = LP x 2 + (50 x 2) + 250
LM = (LP + 100) / 2

LAVORAZIONE VETRO

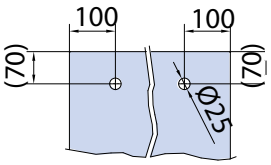

xme547c

Cod.	Fin.	V-6750 SET 1 FIX	V-6750 SET 1-MIS	V-6750 SET 2 FIX	V-6750 SET 2-MIS
V-6750 L=2000 L=3000 L=4000 L=6000	AN / IXE / CR	1	-	1	-
V-6750-MIS L=1500 → 6000	AN / IXE / CR	-	1	-	1
V-6752	AN / IXE / CR	1	1	2	2
V-012-EVO	AN / NS / CR	1	1	2	2

MINIMAL QUADRO CON ASTA SOFT-CLOSE

V-6520

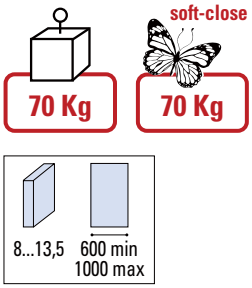

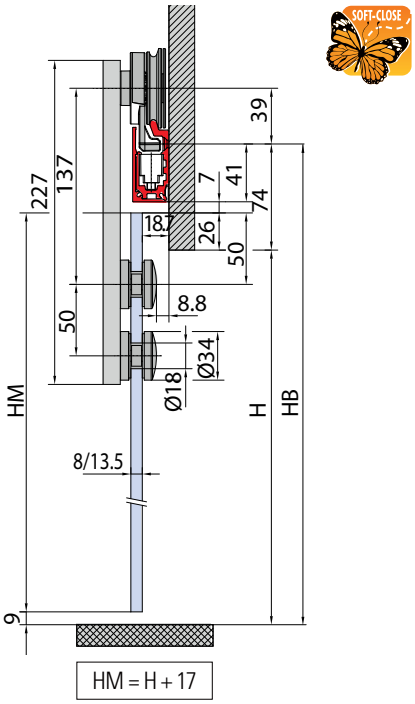

V-6520 SET 1

• Set per 1 anta scorrevole, fissaggio a parete

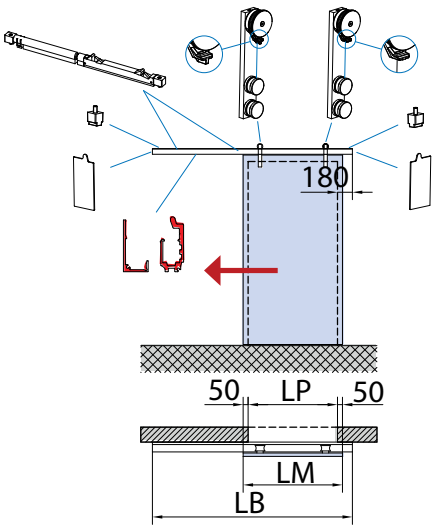

V-6520 SET 2

• Set per 2 ante scorrevoli, fissaggio a parete

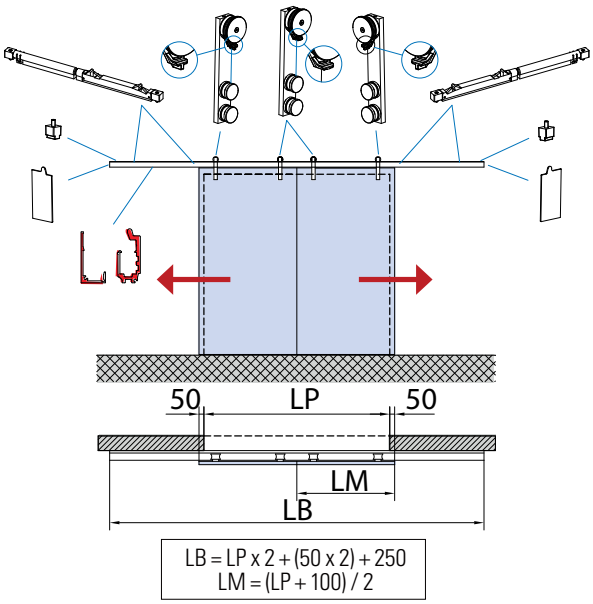

LAVORAZIONE VETRO

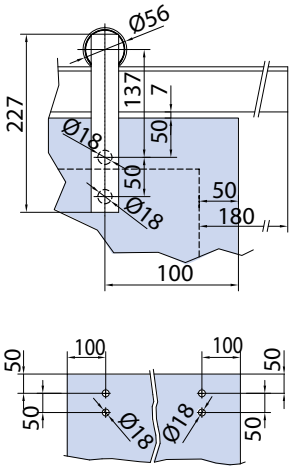

xme547e

COMPONENTI ▶ 140

V-6550

V-6522

V-012-EVO

Cod.	Fin.	V-6520 SET 1 FIX	V-6520 SET 1-MIS	V-6520 SET 2 FIX	V-6520 SET 2-MIS
V-6550 L=2000 L=3000 L=4000 L=6000	AN / IXE / CR	1	-	1	-
V-6550-MIS L=1500 → 6000	AN / IXE / CR	-	1	-	1
V-6522	AN / IXE / CR	1	1	2	2
V-012-EVO	AN / NS / CR	1	1	2	2

MINIMAL TONDO CON ASTA SOFT-CLOSE

V-6720

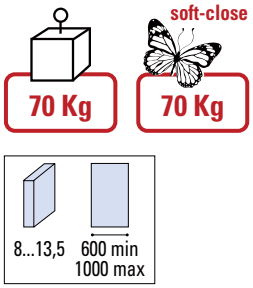

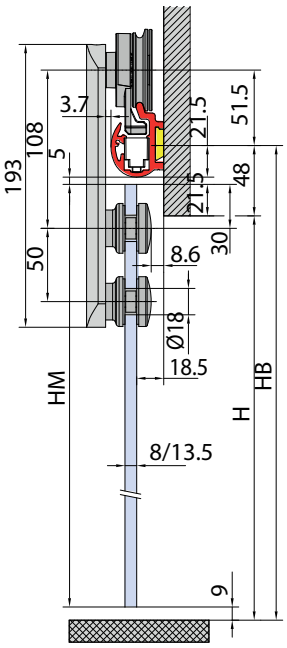

HM = H + 12,5

V-6720 SET 1

- Set per 1 anta scorrevole, fissaggio a parete

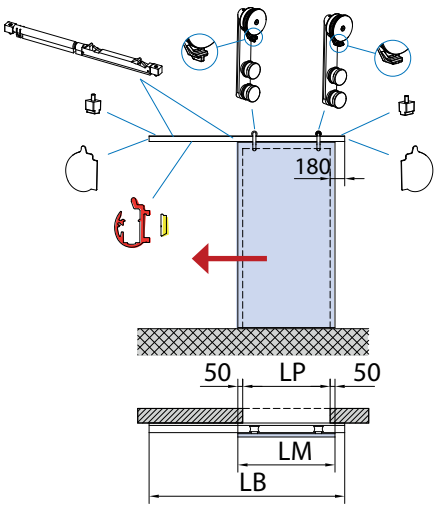

LB = LP x 2 + (50 x 2) + 300
LM = LP + 100

V-6720 SET 2

- Set per 2 ante scorrevoli, fissaggio a parete

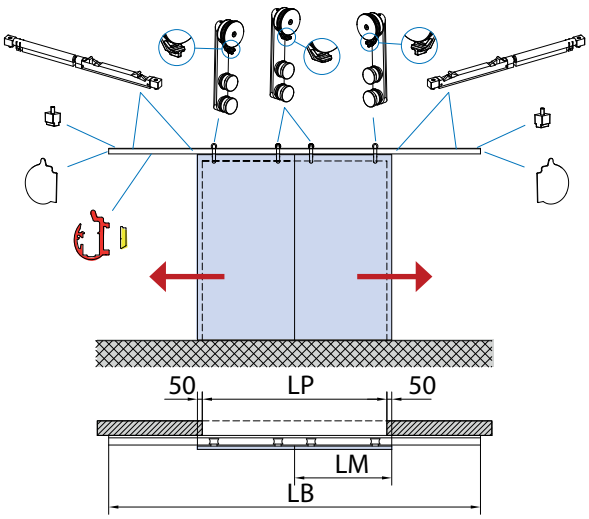

LB = LP x 2 + (50 x 2) + 250
LM = (LP + 100) / 2

LAVORAZIONE VETRO

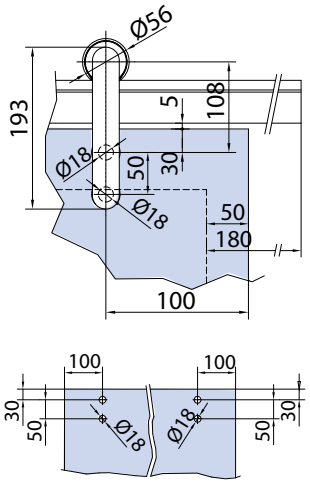

xme547g

TECHNICAL

COMPONENTI ▶ 140

V-6750

V-6722

V-012-EVO

Cod.	Fin.	V-6720 SET 1 FIX	V-6720 SET 1-MIS	V-6720 SET 2 FIX	V-6720 SET 2-MIS
V-6750 L=2000 L=3000 L=4000 L=6000	AN / IXE / CR	1	-	1	-
V-6750-MIS L=1500 → 6000	AN / IXE / CR	-	1	-	1
V-6722	AN / IXE / CR	1	1	2	2
V-012-EVO	AN / NS / CR	1	1	2	2

V-6650 / V-6750 / V-6520 / V-6720 MINIMAL SOFT-CLOSE

COMPONENTI

V-6550

- Binario Minimal Quadro
  AN - IXE - CR

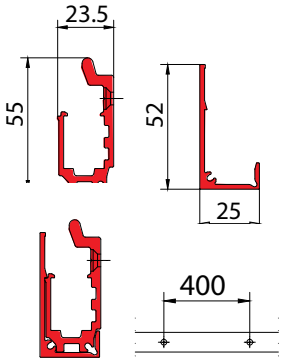

xme547b



V-6750

- Binario Minimal Tondo
  AN - IXE - CR

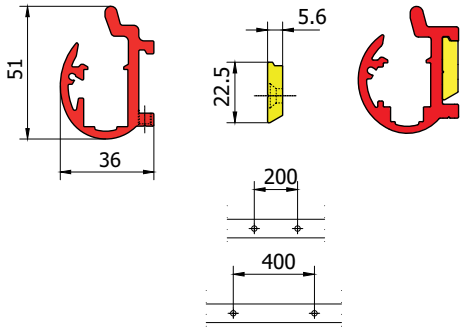

xme547d

V-6552

- Set carrelli, stopper Soft-close e tappi per 1 anta scorrevole (per V-6550)

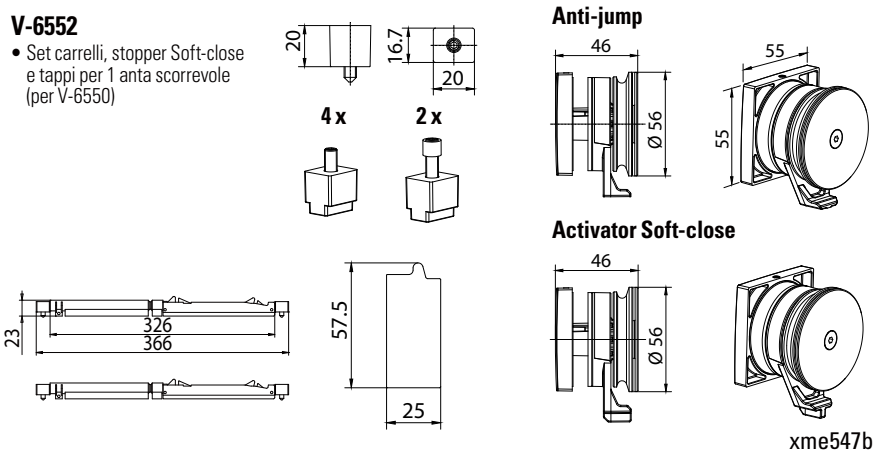

xme547b

V-6552-T

- Set carrelli, stopper Soft-close e tappi per 1 anta scorrevole (per V-6550-T)

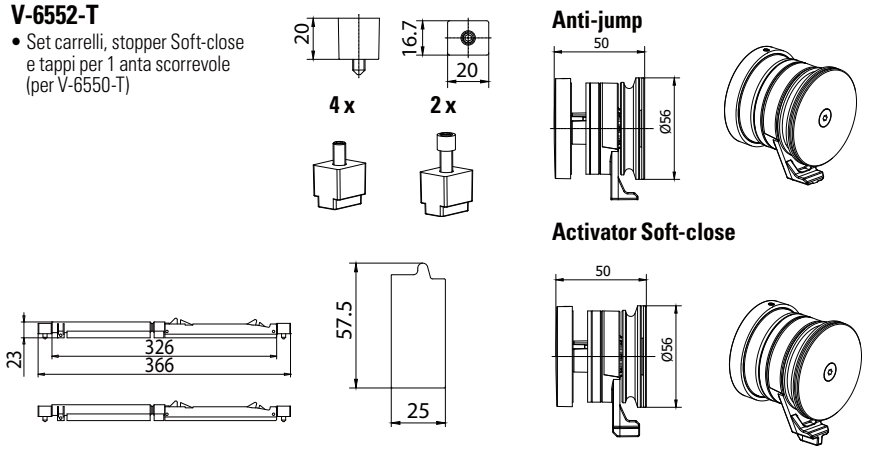

xme547b

TECHNICAL

V-6650 / V-6750 / V-6520 / V-6720 MINIMAL SOFT-CLOSE

COMPONENTI

V-6522

- Set carrelli, stopper Soft-close e tappi per 1 anta scorrevole (per V-6520)

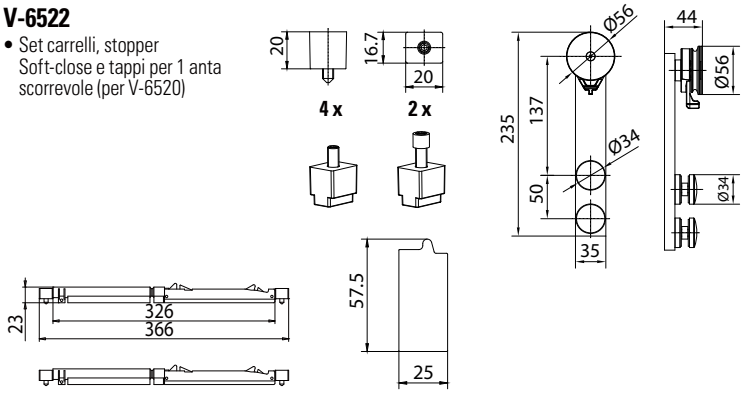

xme547f

V-6752

- Set carrelli, stopper Soft-close e tappi per 1 anta scorrevole (per V-6750)

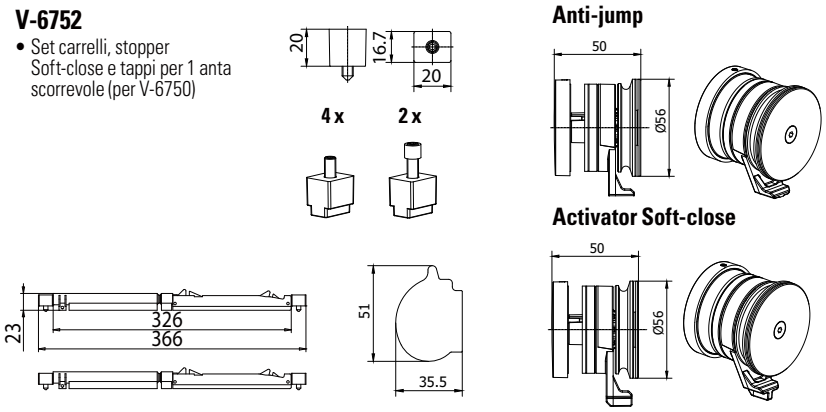

xme547d

V-6722

- Set carrelli, stopper Soft-close e tappi per 1 anta scorrevole (per V-6720)

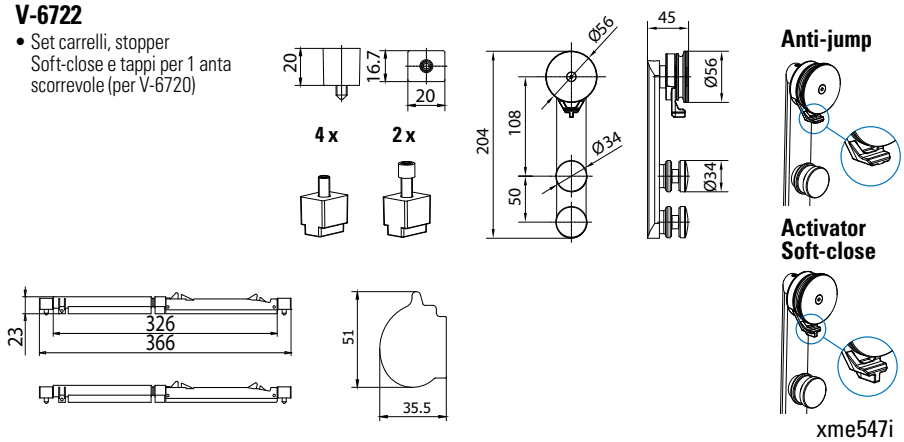

xme547i

V-6006

- Profilo e veletta per fissaggio binario a vetro (non preforato)

V-6007

- Paio di tappi laterali per profili fissaggio a vetro V-6006

Cod.	Fin.
V-6006-2000 mm	AN / CR / IXE
V-6006-3000 mm	AN / CR / IXE
V-6006-4000 mm	AN / CR / IXE
V-6006-6000 mm	AN / CR / IXE
V-6006-MIS*	AN / CR / IXE

* disponibilità taglio a misura mm 1500→6000

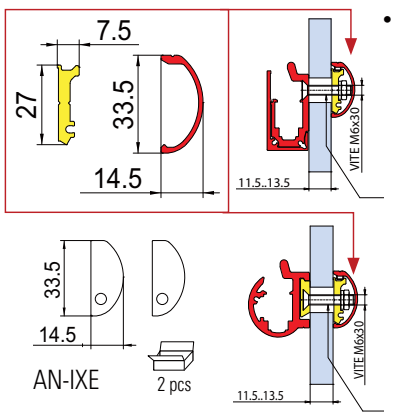

- Accorciare vite sul cantiere

xme547i/xme547l/xme547m/xme547n

TECHNICAL

MOOVI SOFT-CLOSE

MOOVI SOFT-CLOSE

V-8200

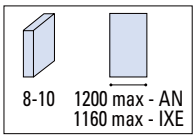

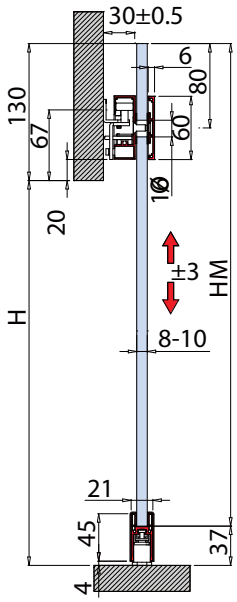

HM = H + (130 - 37)

V-8200 SET 1

• Set per 1 anta scorrevole, fissaggio a parete

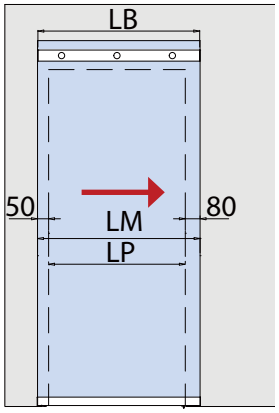

LM = LP + (80 + 50)
LB = LM - 4

V-8200 SET 2

• Set per 2 ante scorrevoli, fissaggio a parete

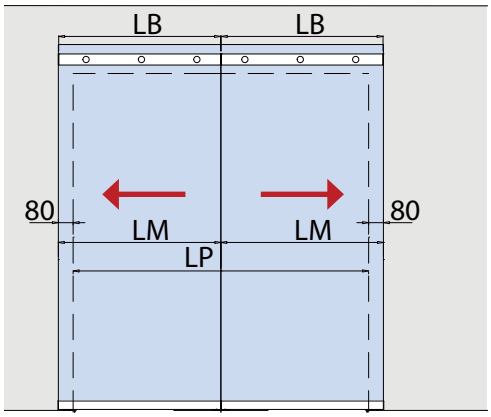

LM = LP + (80 + 80) / 2
LB = LM - 4

LAVORAZIONE VETRO

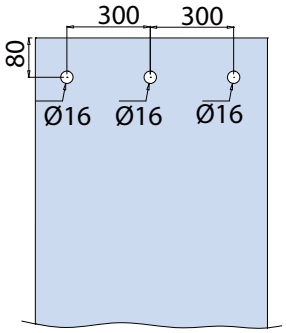

xme525B

TECHNICAL

COMPONENTI ▶ 146

V-8200

V-8203

V-8202


V-8201

V-8204

Cod.	Fin.	V-8200 SET 1 FIX	V-8200 SET 2 FIX
V-8200 L=1192 mm	AN	1	2
V-8203 L=1200 mm (AN) L=1160 mm (IXE)	AN / IXE	1	2
V-8202 L=1196 mm	AN / IXE	1	2
V-8201	AN / NS	1	2
V-8204	AN / IXE	1	2

MOOVI SOFT-CLOSE

V-8250

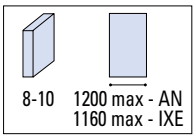

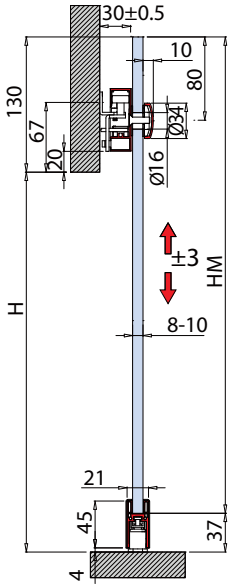

HM = H + (130 - 37)

V-8250 SET 1

- Set per 1 anta scorrevole, fissaggio a parete

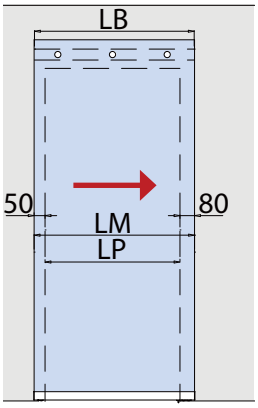

LM = LP + (80 + 50)
LB = LM - 4

V-8250 SET 2

- Set per 2 ante scorrevoli, fissaggio a parete

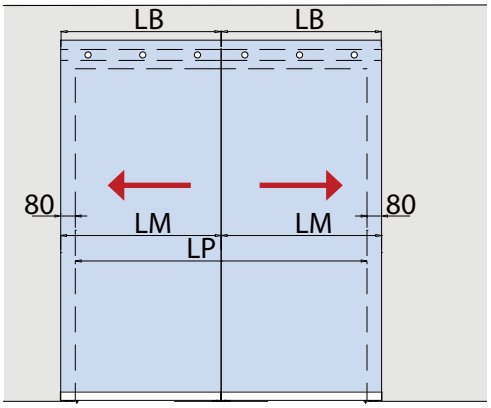

LM = LP + (80 + 80) / 2
LB = LM - 4

LAVORAZIONE VETRO

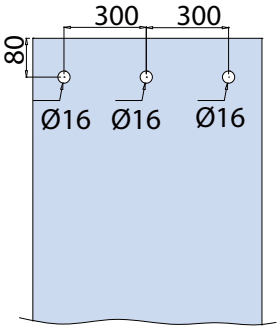

xme525A

TECHNICAL

COMPONENTI ▶ 146

V-8200

V-8203

V-8251

V-8204

Cod.	Fin.	V-8250 SET 1 FIX	V-8250 SET 2 FIX
V-8200 L=1192 mm	AN	1	2
V-8203 L=1200 mm (AN) L=1160 mm (IXE)	AN / IXE	1	2
V-8251	AN / NS	1	2
V-8204	AN / IXE	1	2

V-8200 / V-8250 MOOVI SOFT-CLOSE

COMPONENTI



V-8200

- Set accessori per 1 anta scorrevole per sistema V-8200 e V-8250
  AN - IXE

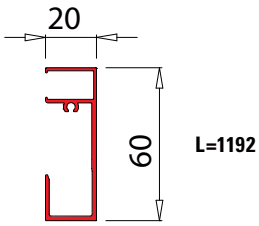

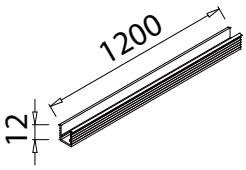

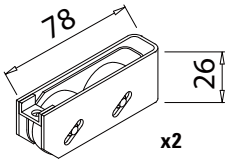

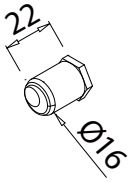

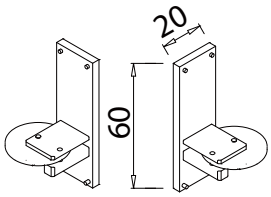

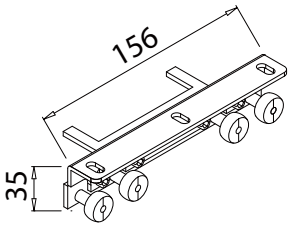

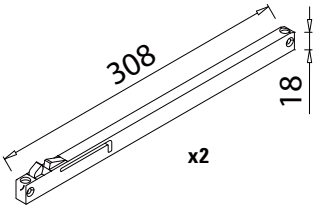

V-8202

- Veletta per binario
  AN - IXE

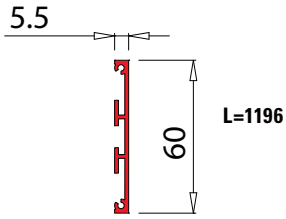

TECHNICAL



V-8203
- Profilo inferiore compreso di guarnizione
  AN - IXE

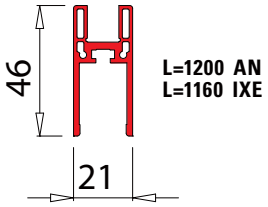

V-8201
- Set 3 pz punti di fissaggio per 1 anta e tappi laterali per veletta V-8202
  AN - NS

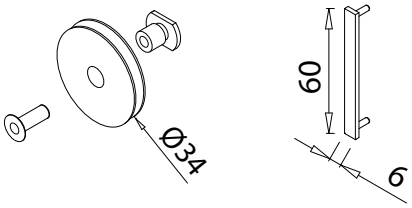

V-8251
- Set 3 pz punti di fissaggio per 1 anta per sistema V-8250
  AN - NS

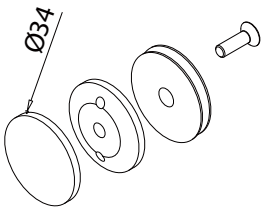

V-8204
- Paio tappi per profilo inferiore V-8203

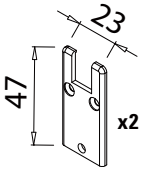

MOOVI SOFT-CLOSE

PER PORTA IN LEGNO

V-8240

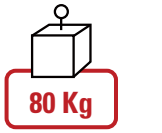

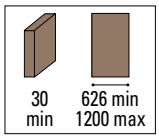

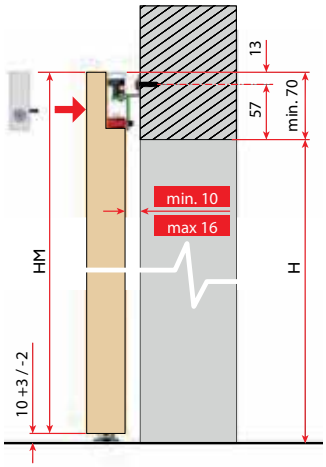

HM = H + min 60

Con binario incassato

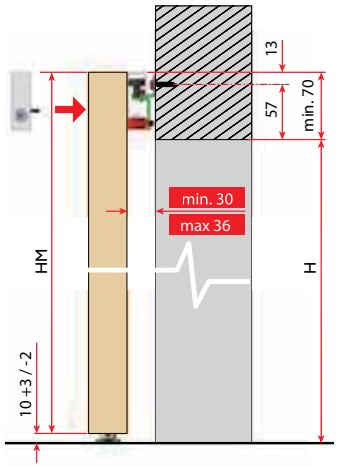

HM = H + min 60

Con binario esterno

HM = H + Min. 60 mm
Y = LM - Min. 170 mm
Z = 0 ÷ 150 mm (min ÷ max)
S = Min. 20 mm
LM = LP + 170 mm + S - Z / (LM min = 626 mm)
T = LM - LP - S
K = LP - Z
X = 85 mm
Q = LM - Z
H2 = 10 + HM - 13 mm

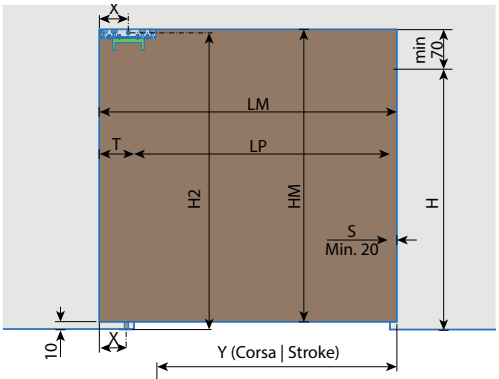

V-8240 SET 1

- Set per 1 anta scorrevole, fissaggio a parete

V-8240 SET 2

- Set per 2 ante scorrevoli, fissaggio a parete

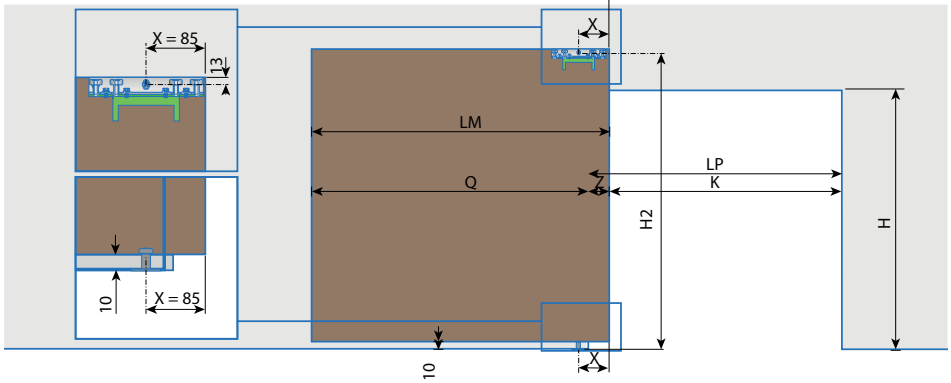

LAVORAZIONE PORTA

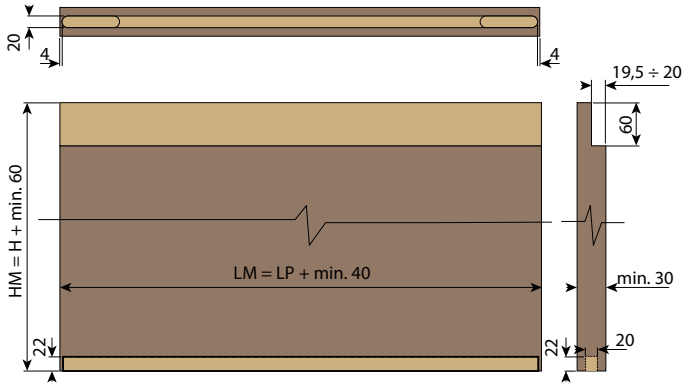

TECHNICAL

TECHNICAL

MOOVI
V-8200

► 140

INDEPENDENT

V-8000

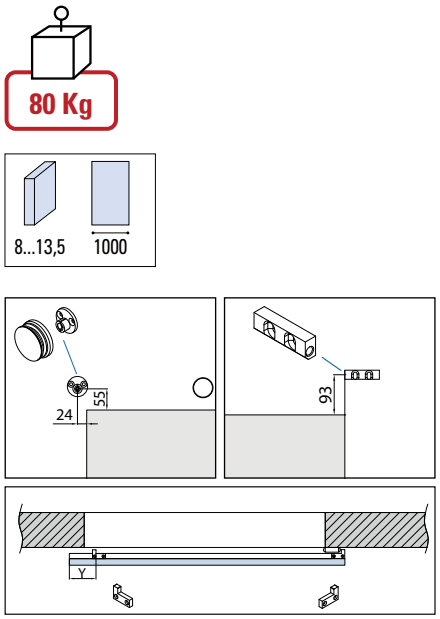

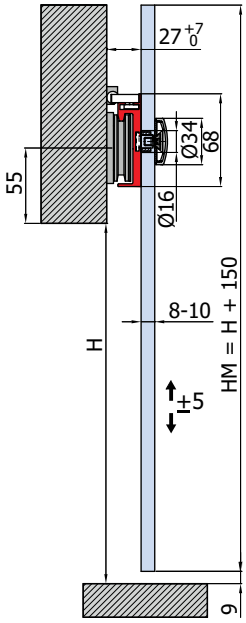

V-8000 SET 1

- Set per 1 anta scorrevole, fissaggio a parete

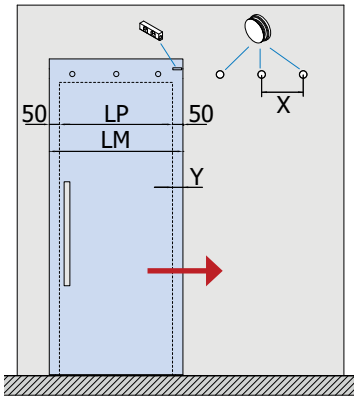

LM = LP + 100

V-8000 SET 2

- Set per 2 ante scorrevoli, fissaggio a parete

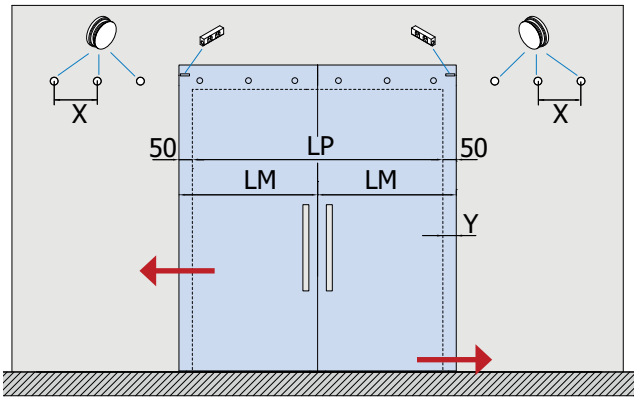

LM = (LP + 100) / 2

LAVORAZIONE VETRO

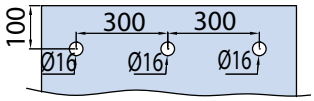

xme249a

TECHNICAL

COMPONENTI ▶ 154

V-8000


V-8001

V-8002

V-012

Cod.	Fin.	V-8000 SET 1	V-8000 SET 2
V-8000 L=1000 L=1400	IXE	1	2
V-8001	NS / CR	1	2
V-8002	NS / CR	1	2
V-012	NS / CR	1	2
V-8005 L= >1100		1 extra x 140 mm	1 extra x 140 mm

INDEPENDENT

V-8100

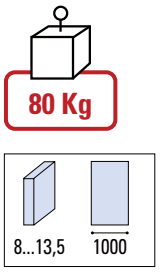

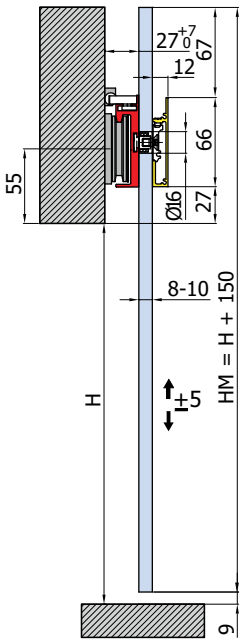

V-8100 SET 1

- Set per 1 anta scorrevole, fissaggio a parete

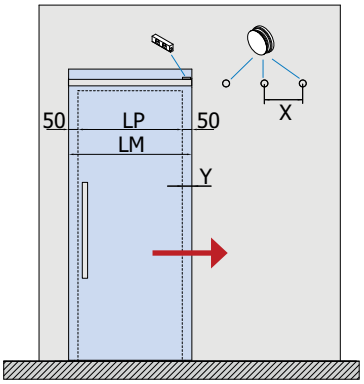

LM = LP + 100

V-8100 SET 2

- Set per 2 ante scorrevoli, fissaggio a parete

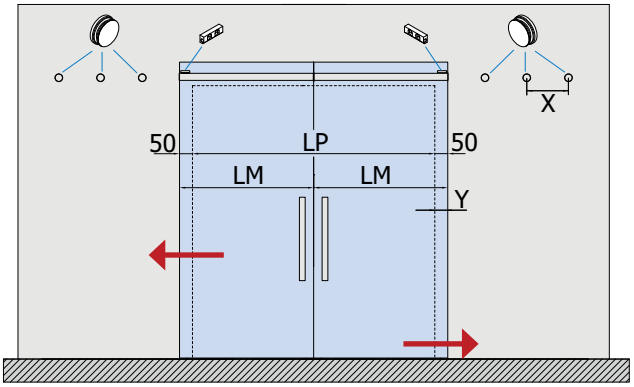

LM = (LP + 100) / 2

LAVORAZIONE VETRO

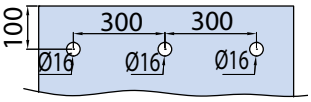

xme249b

TECHNICAL

COMPONENTI ▶ 154

V-8000


V-8100


V-8101

V-8002

V-012

Cod.	Fin.	V-8100 SET 1	V-8100 SET 2
V-8000 L=1000 L=1400	IXE	1	2
V-8100 L=1000 L=1400	IXE / CR	1	2
V-8101	IXE / CR	1	2
V-8002	NS / CR	1	2
V-012	NS / CR	1	2
V-8005 L= >1100		1 extra x 140 mm	1 extra x 140 mm

INDEPENDENT

V-8050

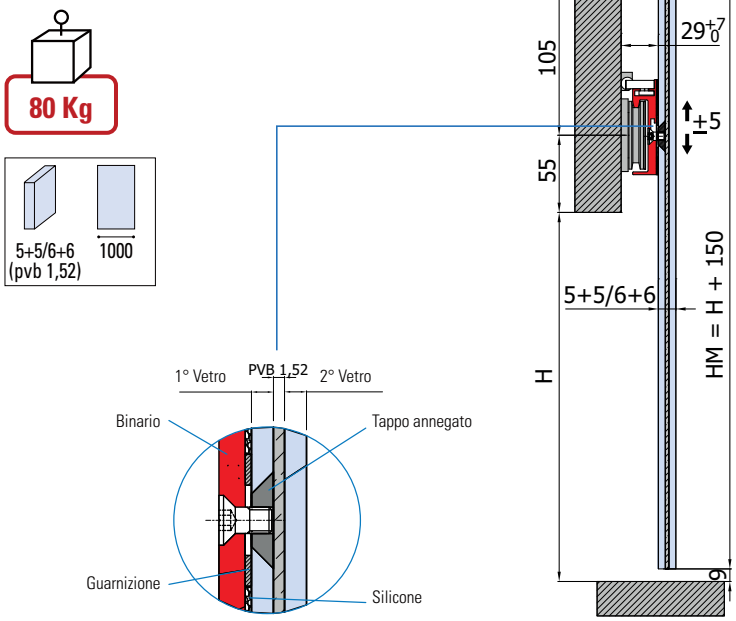

V-8050 SET 1

- Set per 1 anta scorrevole, fissaggio a parete

V-8050 SET 2

- Set per 2 ante scorrevoli, fissaggio a parete

LAVORAZIONE VETRO

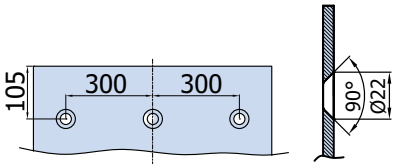

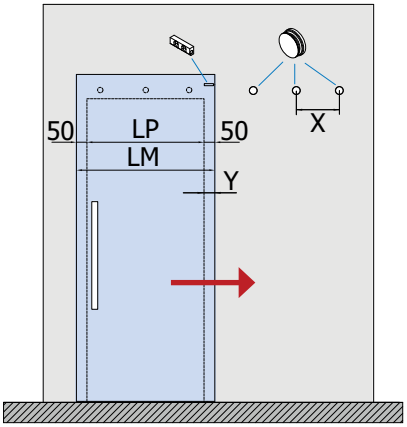

LM = LP + 100

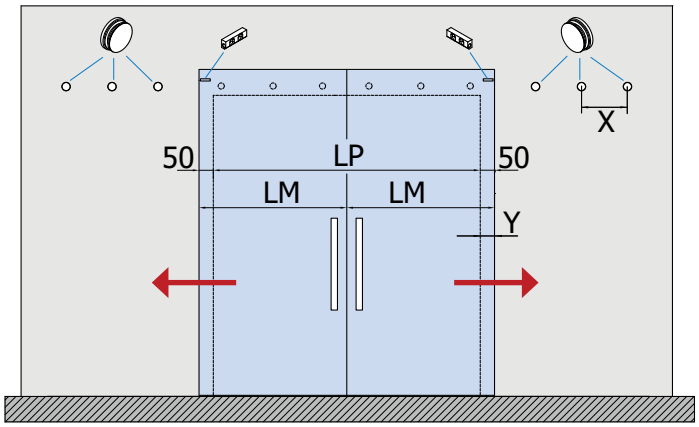

LM = (LP + 100) / 2

xme249-E

COMPONENTI ▶ 154

V-8000

V-8051

V-8002

V-012

Cod.	Fin.	V-8050 SET 1	V-8050 SET 2
V-8000 L=1000 L=1400	IXE	1	2
V-8002	NS / CR	1	2
V-8051	-	1	2
V-012	NS / CR	1	2
V-8005 L= >1100		1 extra x 140 mm	1 extra x 140 mm

INDEPENDENT PER PORTA IN LEGNO

V-8040

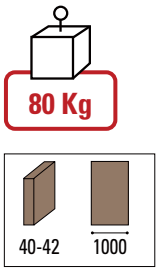

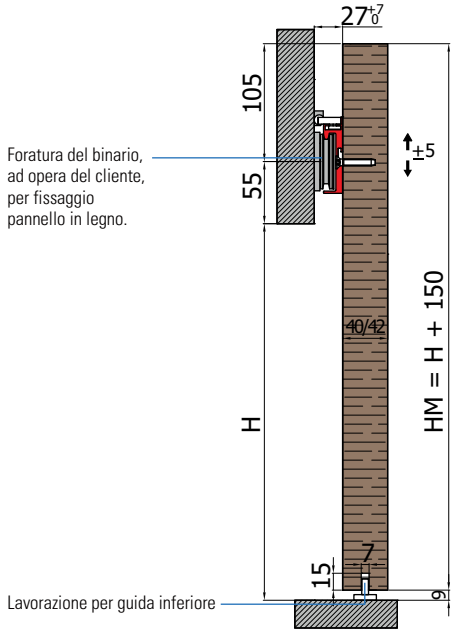

V-8040 SET 1

- Set per 1 anta scorrevole, fissaggio a parete

V-8040 SET 2

- Set per 2 ante scorrevoli, fissaggio a parete

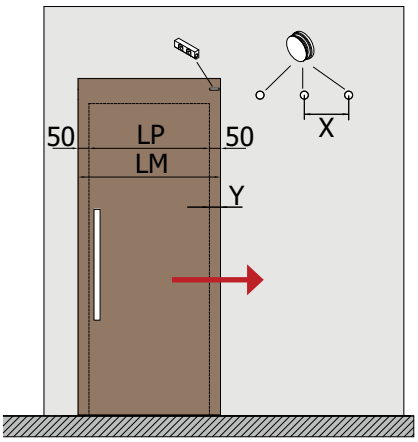

LM = LP + 100

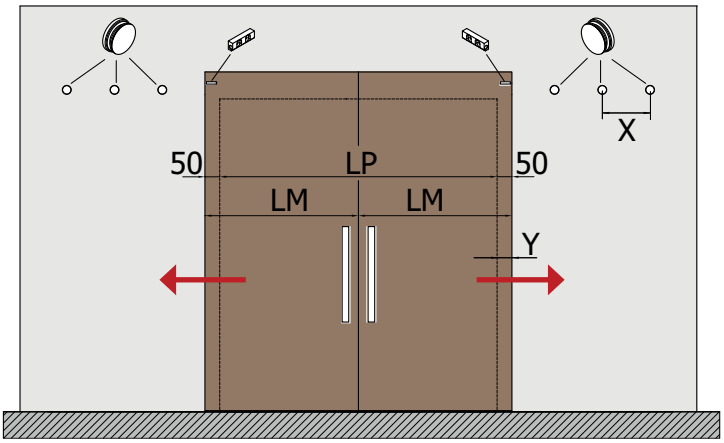

LM = (LP + 100) / 2

xme249d

COMPONENTI ▶ 154

Cod.	Fin.	V-8040 SET 1	V-8040 SET 2
V-8000 L=1000 L=1400	IXE	1	2
V-8002	NS / CR	1	2
PF-08	-	1	2
V-8005 L= >1100		1 extra x 140 mm	1 extra x 140 mm

TECHNICAL

V-8000 / V-8100 / V-8050 / V-8040 INDEPENDENT
COMPONENTI

V-8000
- Binario Independent

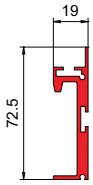

Cod.	Fin.
V-8000-1000 mm	IXE
V-8000-1400 mm	IXE

xfb-064



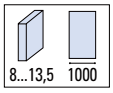

V-8100
- Veletta per binario Independent

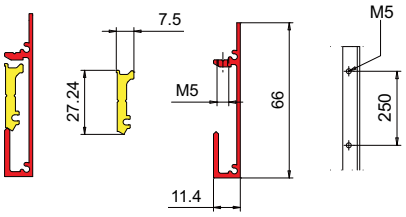

Cod.	Fin.
V-8100-1000 mm	IXE / CR
V-8100-1400 mm	IXE / CR

xfb-064



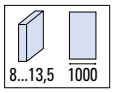

V-8002
- Set 7 pz ruote di scorrimento e stopper per 1 anta
  IX - CR

V-8005
- Ruota di scorrimento
  IX - CR

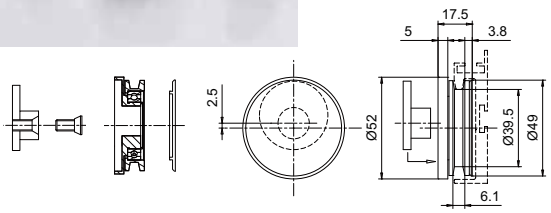

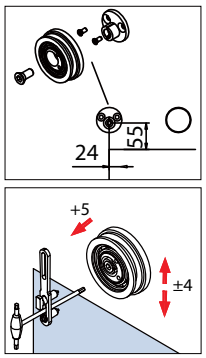

xfb-064



V-8001
- Set 3 pz punti di fissaggio per 1 anta per sistema V-8000
  IXE - CR

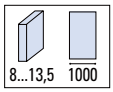

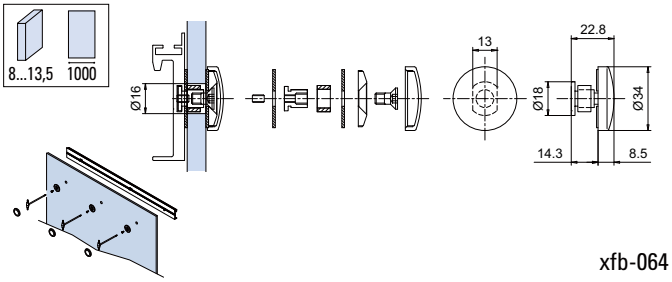

xfb-064

V-8051
- Set 3 pz punti di fissaggio per 1 anta per sistema V-8050

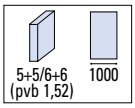

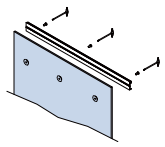

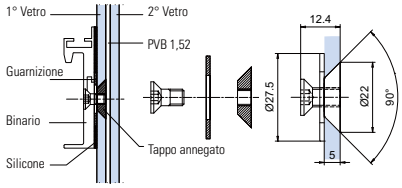

xfb-064

V-8101
- Set 3 pz punti di fissaggio per 1 anta e tappi laterali per veletta V-8100
  IXE - CR

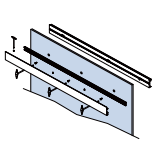

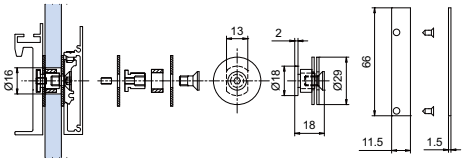

xfb-064

V-8006
- Stopper per 1 anta

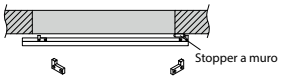

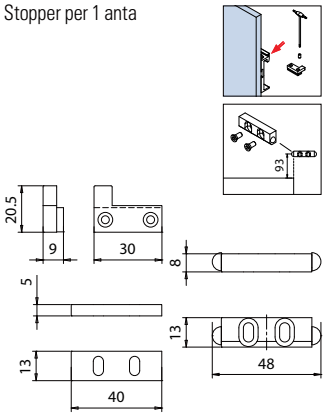

xfb-064

TECHNICAL

INDEPENDENT
V-8050

► 152

ROLLING CENTER

R-1000

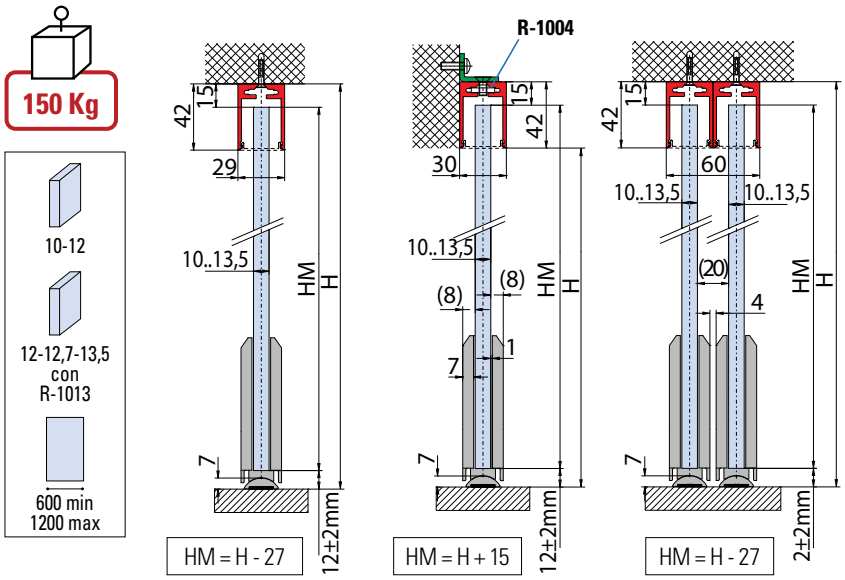

R-1000 SET 1

- Set per 1 anta scorrevole, fissaggio a parete/soffitto

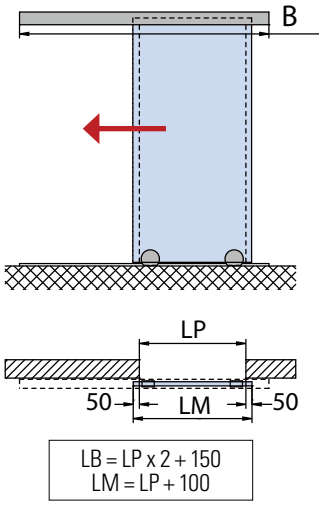

R-1000 SET 2

- Set per 2 ante scorrevoli, fissaggio a parete/soffitto

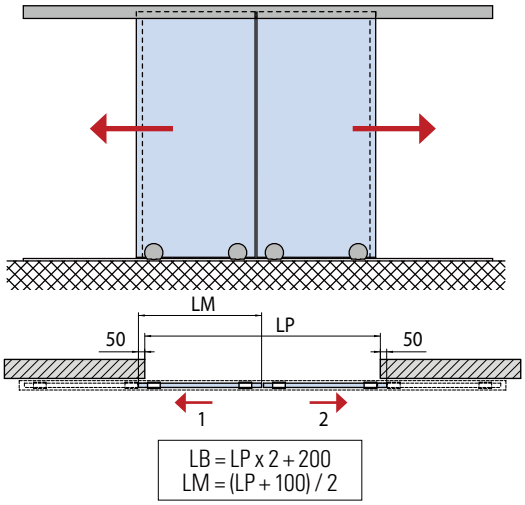

LAVORAZIONE VETRO

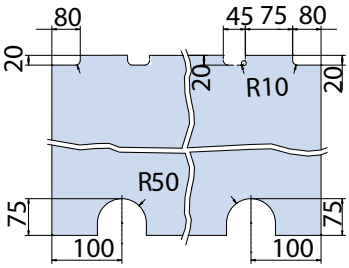

xla260

TECHNICAL

COMPONENTI ▶ 159



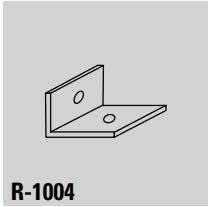

Cod.		Fin.	R-1000 SET 1 FIX	R-1000 SET 1-MIS	R-1000 SET 2 FIX	R-1000 SET 2-MIS
R-1000	L=2000 L=3000 L=4000 L=6000	IXE	1	-	1	-
R-1000-MIS	L=1500→6000	IXE	-	1	-	1
R-1012	L=2000 L=3000 L=4000 L=6000	IXE	1	-	1	1
R-1012-MIS	L=1500→6000	IXE	-	1	-	1
R-1005		IXE	2	2	4	4
R-1004 Staffa **(OPTIONAL)**		-	(1 x 500 mm)	(1 x 500 mm)	(1 x 500 mm)	(1 x 500 mm)
R-1002 Tappi		-	1	1	1	1
R-1006		-	1	1	2	2
R-1007		-	1 x 250 mm	1 x 250 mm	1 x 250 mm	1 x 250 mm

ROLLIE

VL-6100

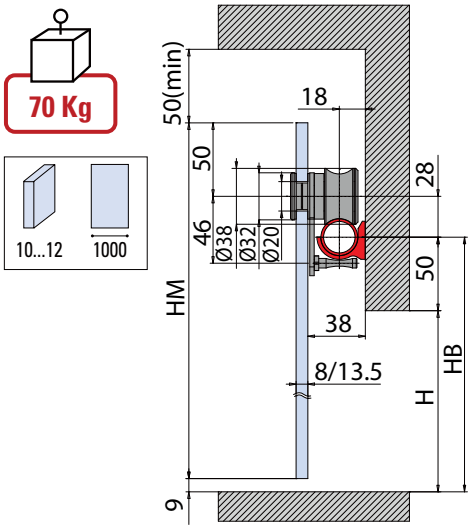

HM = H + 50 + 28 + (50) - 9

Con supporto pla171e (optional)

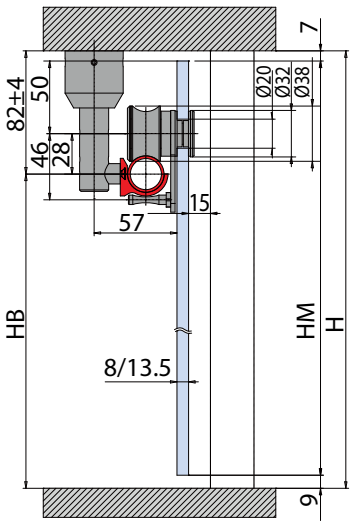

HM = H - 7 - 9

VL-6100 SET 1 FIX

- Sliding door set, wall installation

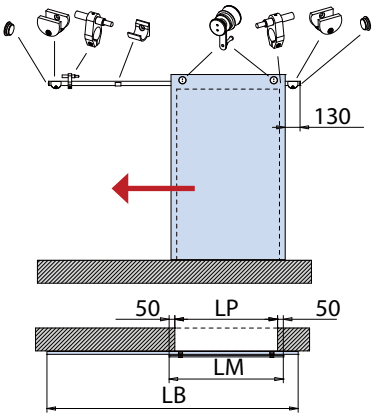

LM = LP + 100
HB = H + 50

VL-6100 SET 2 FIX

- Set per 2 ante scorrevoli, fissaggio a parete

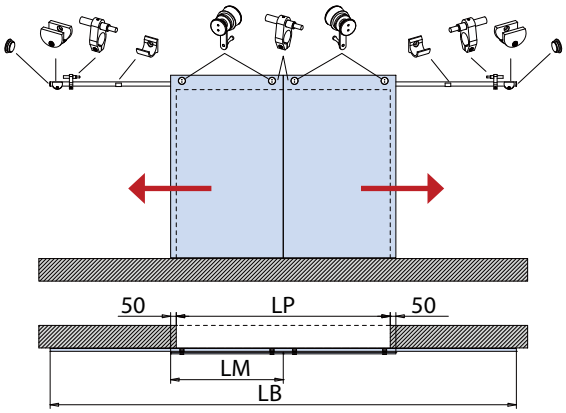

LM = LP + 100
HB = H - 82

LAVORAZIONE VETRO

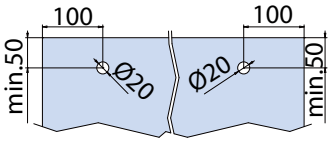

xla336b / xla337b

TECHNICAL

COMPONENTI ▶ 159

VL-3001

VL-3002

VL-054

VL-3005

VL-3008

VL-6103

VL-6104

Pla171E OPTIONAL

Cod.	Fin.	VL-6100 SET 1 FIX	VL-6100 SET 1-MIS	VL-6100 SET 2 FIX	VL-6100 SET 2-MIS
VL-3005 L=2000	IX	1	-	2	-
VL-3005-MIS L=1500→6000	IX	-	1	-	1
VL-3001	IX	2	2	2	2
VL-3002	IX	2	2	4	4
VL-054	IX	1	1	2	2
VL-6103	IX	2	2	4	4
VL-3008	IX	1	1	1	1
VL-6104	IX	2	2	4	4

SLIDING TECH

VL-3000

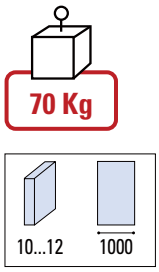

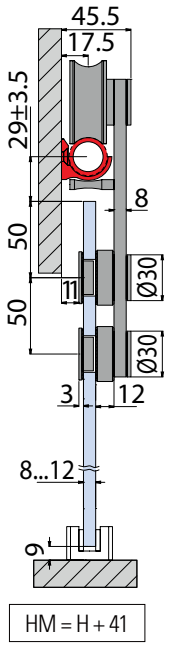

• Versione curva

VL-3000 SET 1 FIX

• Set per 1 anta scorrevole, fissaggio a parete

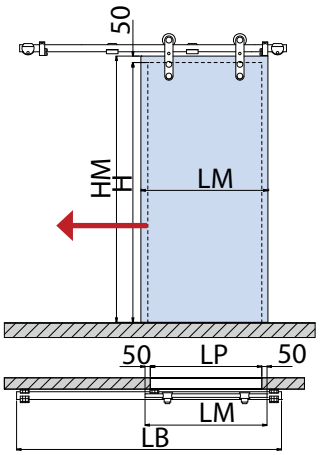

LM = LP + 100

VL-3000 SET 2 FIX

• Set per 2 ante scorrevoli, fissaggio a parete

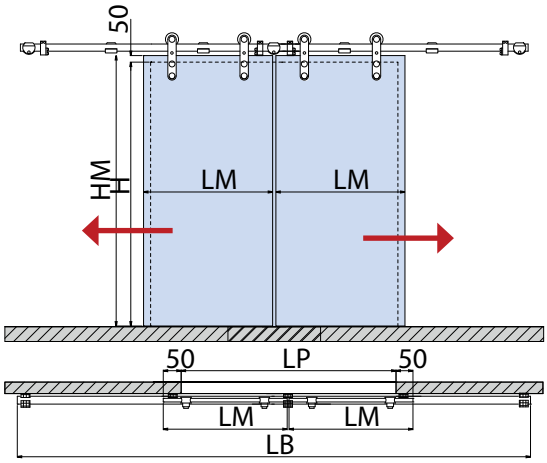

LM = (LP + 100) / 2

LAVORAZIONE VETRO

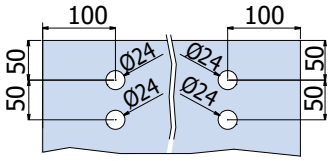

xme251b

TECHNICAL

COMPONENTI ▶ 159

VL-3003

VL-3001

VL-3002

VL-054

VL-3005

VL-3008

VL-3004

Cod.	Fin.	VL-3000 SET 1 FIX	VL-3000 SET 1-MIS	VL-3000 SET 2 FIX	VL-3000 SET 2-MIS
VL-3005 L=2000	IX	1	-	2	-
VL-3005-MIS L=1500 → 6000	IX	-	1	-	1
VL-3001	IX	2	2	2	2
VL-3002	IX	2	2	4	4
VL-054	IX	1	1	2	2
VL-3003	IX	2	2	4	4
VL-3008	IX	1	1	1	1
VL-3004	IX	2	2	4	4

VL-3000 / VL-6100 / R-1000
COMPONENTI

VL-3005-MIS
- Barra acciaio inox aisi 304

IX

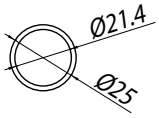

xla337c

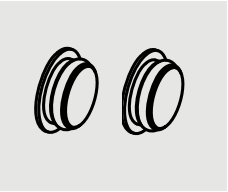

VL-3008
- Paio tappi per barra VL-3005

IX

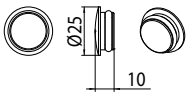

xla337c

VL-3002
- Morsetto centrale di sostegno barra fissato a muro

IX

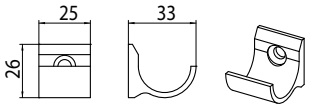

xla337c

VL-3001
- Morsetto laterale di sostegno barra a muro

IX

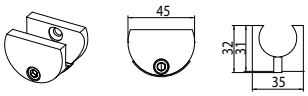

xla337c

VL-054
- Guida a pavimento

IX

VL-6103
- Carrello scorrevole

IX

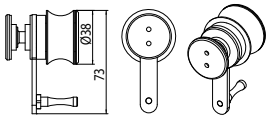

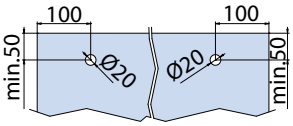

xla337c

VL-3003
- Carrello scorrevole

IX

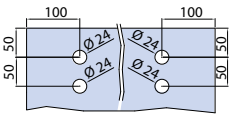

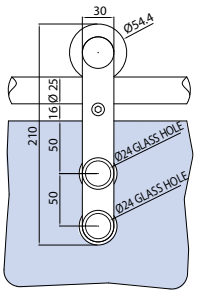

xme304

VL-6104
- Stopper destro e sinistro

IX

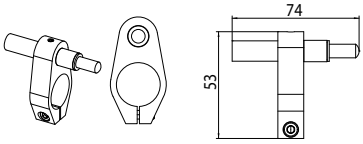

xla337c

VL-3004
- Stopper destro e sinistro

IX

xla337c

R-1000-MIS
- Profilo superiore Rolling

IXE

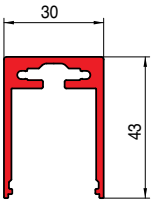

xla262

R-1012-MIS
- Canalina a pavimento Rolling

IXE

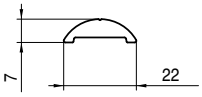

xla262

R-1005
- Ruota Ø 120 mm Rolling center.

IXE

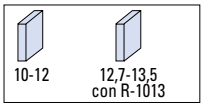

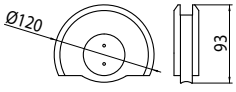

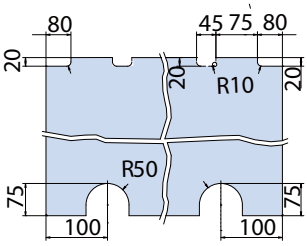

xla262

TECHNICAL

VL-3000 / VL-6100 / R-1000
COMPONENTI

R-1006
- N° 2 stopper e N° 2 carrellini superiori Rolling (per 1 anta)

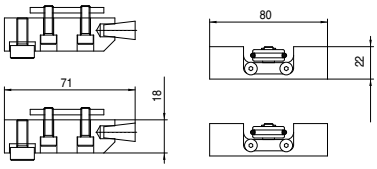

xla262

R-1007
- Piastrina antisgancio per guida superiore Rolling necessario 1 pezzo ogni 250 mm

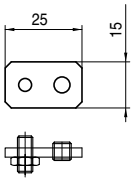

xla262

R-2012
- Profilo a scatto per chiusura profilo superiore Rolling IXE

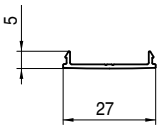

xla262

R-1004
- 1 pezzo staffa per fissaggio a parete guida Rolling

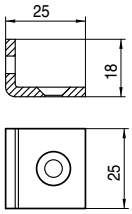

xla262

R-1002
- Paio tappi finali per Rolling Center IXE

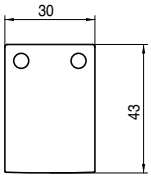

xla262

R-1013
- Set spessori Rolling per vetro 12,7/13,5

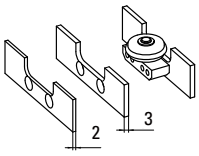

xla260d

R-1008
- 1 pezzo staffa fissaggio a parete. 2 guide Rolling

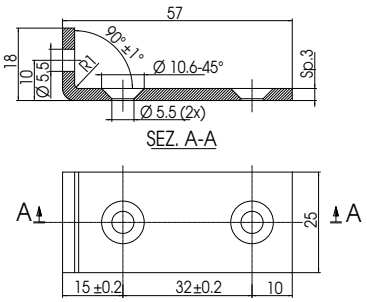

pla243

R-1009
- 1 pezzo staffa fissaggio a parete. 3 guide Rolling

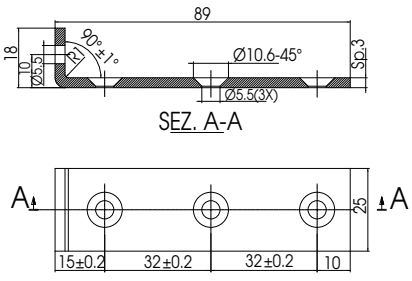

pla243

TECHNICAL

TECHNICAL

ROLLIE
V-6100

► 157

LUCE TELESCOPICO (OPTIONAL SOFT-CLOSE)

BINARI A VISTA

V-7700
TRASCINAMENTO MECCANICO

V-7800
TRASCINAMENTO SINCRO CON CINGHIA

100 Kg

10

10,76/12
12,76/13,5
con V-5607

600 min
1000 max



COMPONENTI ▶ 170



• Anta tutto vetro

V-7700 SET 1 / SET 5
V-7800 SET 1 / SET 5

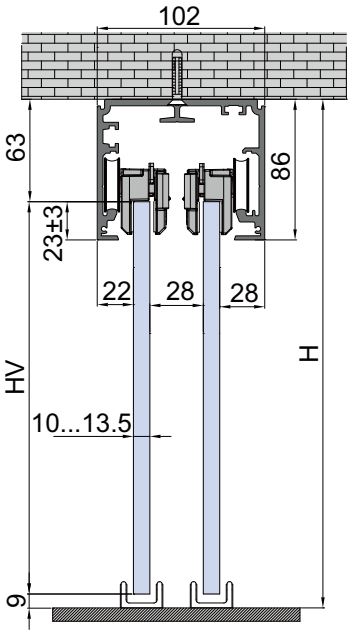

HA = H - 72

V-7700 SET 2
V-7800 SET 2

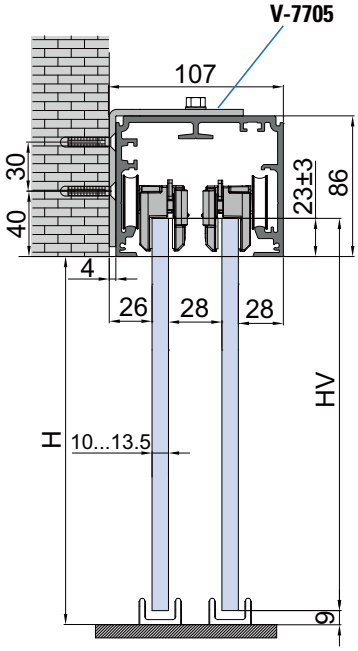

HV = H + 14

V-7700
TRASCINAMENTO MECCANICO

V-7800
TRASCINAMENTO SINCRO CON CINGHIA

V-7708-70 / 100
POSSIBILITÀ SOFT-CLOSE SIA IN APERTURA CHE IN CHIUSURA (1 PC + 1 PC)

• Sinistra

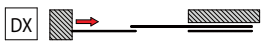

• Destra

V-7700 / V-7800 SET 1
• **Soffitto**

V-7700 / V-7800 SET 2
• **Parete**

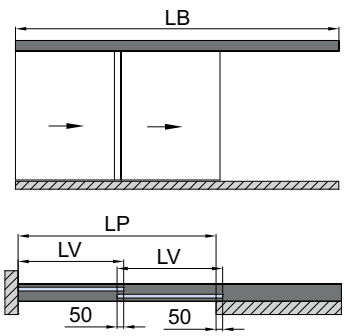

LB = (LP + LV) + 150
LV = (LP + 100) / 2

V-7700 SET 5
• **Soffitto**

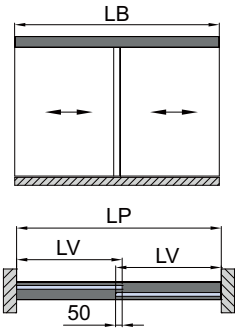

LB = LP
LV = (LP + 50) / 2

xme599e

Componenti	Fin.	V-7700 SET 1 V-7800 SET 1	V-7700 SET 2 V-7800 SET 2	V-7700 SET 5
V-7700 L=2000 L=3000 L=4000 L=6000	AN / NO / IXO / BI / BC / BS	1	1	1
V-7702	–	1	1	1
V-7706 (for V-7700) **V-7806** (for V-7800)	–	1	1	-
V-7705 Staffa	–	-	1x400 mm	-
V-7708-70 Kg / **V-7708-100** Kg (OPTIONAL)	–	(1) (2)	(1) (2)	-
V-7708-70 Kg **SET 5** / **V-7708-100** Kg **SET 5** (OPTIONAL)	–	-	-	(1)
V-7709 Tappi (OPTIONAL)	AN / NO / IXO / BI / BC / BS	(1)	(1)	(1)

LUCE TELESCOPICO (OPTIONAL SOFT-CLOSE)

BINARI A VISTA

V-7703
TRASCINAMENTO MECCANICO

V-7803
TRASCINAMENTO SINCRO CON CINGHIA

100 Kg

10

10,76/12
12,76/13,5
con V-5607

600 min
1000 max

COMPONENTI ▶ 170

V-7703

V-7704

V-7701


V-7702

V-7703 SET 1
V-7803 SET 1

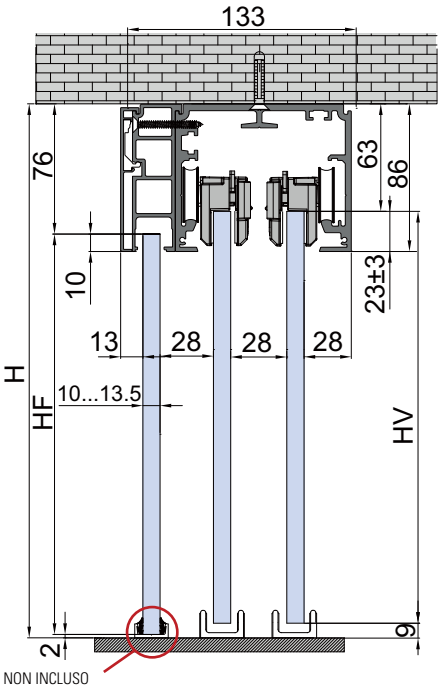

HV = H - 72
HF = H - 78

• Anta tutto vetro

V-7706

V-7703
TRASCINAMENTO MECCANICO

V-7806

V-7803
TRASCINAMENTO SINCRO CON CINGHIA

V-7708-70 / 100
POSSIBILITÀ SOFT-CLOSE SIA IN APERTURA CHE IN CHIUSURA (1 PC + 1 PC)

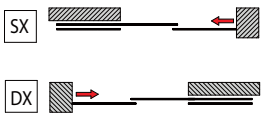

• Sinistra

• Destra

OPTIONAL

VP-019-MT
1000 mm
2000 mm
3000 mm

• Guarnizioni per sede vetro fisso

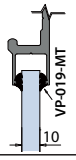

V-7703 / V-7803 SET 1

• **Soffitto**

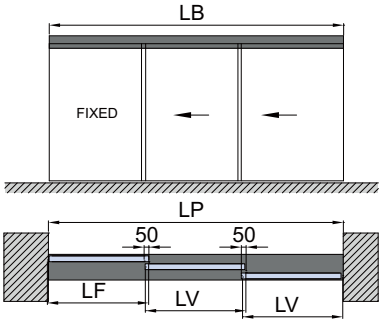

LB = LP
LV / LF = (LP + 100) / 3

xme599f

Componenti	Fin. / Fin. / Oberf.	V-7703 SET 1 V-7803 SET 1
V-7700 L=2000 L=3000 L=4000 L=6000	AN / NO / IXO / BI / BC / BS	1
V-7704 L=2000 L=3000 L=4000 L=6000	AN / NO / IXO / BI / BC / BS	1
V-7701 L=2000 L=3000 L=4000 L=6000	AN / NO / IXO / BI / BC / BS	1
V-7702	–	1
V-7706 (for V-7700) **V-7806** (for V-7800)	–	1
V-7708-70 Kg / **V-7708-100** Kg (OPTIONAL)	–	(1) (2)

LUCE TELESCOPICO (OPTIONAL SOFT-CLOSE)

BINARI INVISIBILI

V-7700
TRASCINAMENTO MECCANICO

V-7800
TRASCINAMENTO SINCRO CON CINGHIA

100 Kg

10

10,76/12
12,76/13,5
con V-5607

600 min
1000 max



COMPONENTI ▶ 170

V-7700

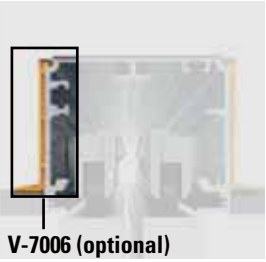
V-7006 (optional)


V-7702

• Anta tutto vetro

V-7700 SET 1 / SET 5
V-7800 SET 1 / SET 5

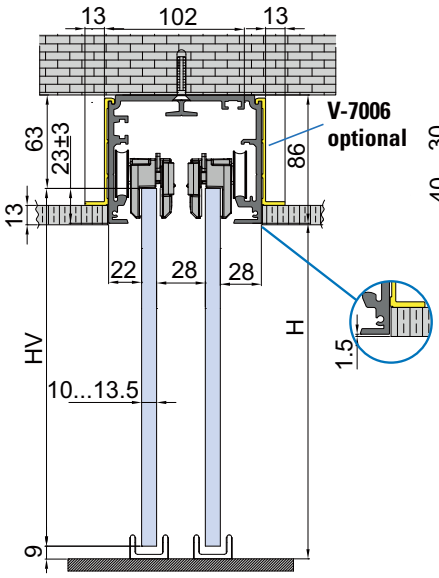

HV = H + 14

V-7700 SET 2
V-7800 SET 2

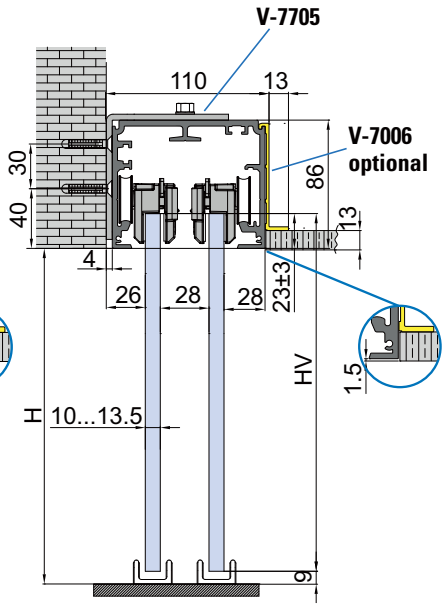

HV = H + 14

V-7706

V-7700
TRASCINAMENTO MECCANICO

V-7806

V-7800
TRASCINAMENTO SINCRO CON CINGHIA

V-7708-70 / 100
POSSIBILITÀ SOFT-CLOSE SIA IN APERTURA CHE IN CHIUSURA (1 PC + 1 PC)

SX 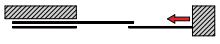 • Sinistra

DX 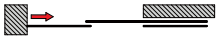 • Destra

V-7700 / V-7800 SET 1
• **Soffitto**

V-7700 / V-7800 SET 2
• **Parete**

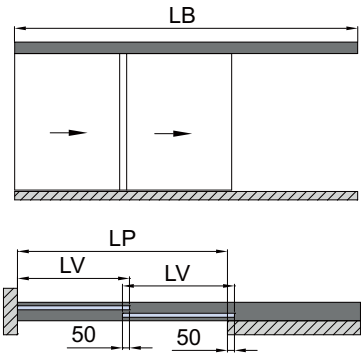

LB = (LP + LV) + 150
LV = (LP + 100) / 2

V-7700 SET 5
• **Soffitto**

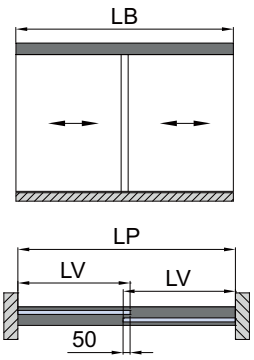

LB = LP
LV = (LP + 50) / 2

xme599g

Componenti	Fin.	V-7700 SET 1 V-7800 SET 1	V-7700 SET 2 V-7800 SET 2	V-7700 SET 5
V-7700 L=2000 L=3000 L=4000 L=6000	AN / NO / IXO / BI / BC / BS	1	1	1
V-7006 (OPTIONAL) L=2000 L=3000 L=4000 L=6000	AN	(2)	(1)	2
V-7702	–	1	1	1
V-7706 (for V-7700) **V-7806** (for V-7800)	–	1	1	-
V-7705 Staffa	–	-	1x400 mm	-
V-7708-70 Kg / **V-7708-100** Kg (OPTIONAL)	–	(1) (2)	(1) (2)	-
V-7708-70 Kg **SET 5** / **V-7708-100** Kg **SET 5** (OPTIONAL)	–	-	-	(1)

LUCE TELESCOPICO (OPTIONAL SOFT-CLOSE)

BINARI INVISIBILI

V-7713
TRASCINAMENTO MECCANICO

V-7813
TRASCINAMENTO SINCRO CON CINGHIA

100 Kg

10

10,76/12
12,76/13,5
con V-5607

600 min
1000 max

COMPONENTI ▶ 170

V-7703

V-7704


V-7006 (optional)


V-7702

• Anta tutto vetro

V-7713 SET 1
V-7813 SET 1

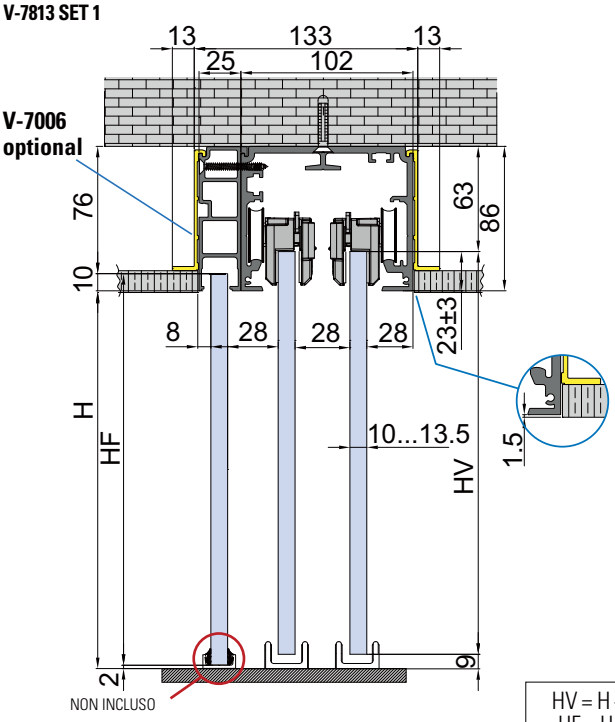

HV = H + 14
HF = H + 8

V-7706

V-7713
TRASCINAMENTO MECCANICO

V-7806

V-7813
TRASCINAMENTO SINCRO CON CINGHIA

V-7708-70 / 100
POSSIBILITÀ SOFT-CLOSE SIA IN APERTURA CHE IN CHIUSURA (1 PC + 1 PC)

• Sinistra

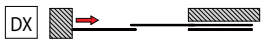

• Destra

OPTIONAL VP-019-MT	• Guarnizioni per sede vetro fisso
1000 mm	
2000 mm	
3000 mm	

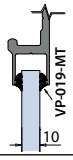

V-7713 / V-7813 SET 1

• Soffitto

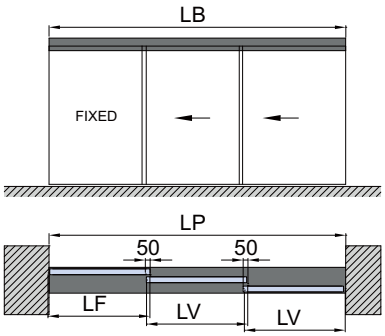

LB = LP
LV / LF = (LP + 100) / 3

xme599h

Componenti	Fin.	V-7713 SET 1 V-7813 SET 1
V-7700 L=2000 L=3000 L=4000 L=6000	AN / NO / IXO / BI / BC / BS	1
V-7704 L=2000 L=3000 L=4000 L=6000	AN / NO / IXO / BI / BC / BS	1
V-7702	–	1
V-7706 (per V-7700) **V-7806** (per V-7800)	–	1
V-7006 (OPTIONAL) L=2000 L=3000 L=6000	AN	(2)
V-7708-70 Kg / **V-7708-100** Kg (OPTIONAL)	–	(1) (2)

LUCE TELESCOPICO
COMPONENTI

V-7700
- Binario Telescopico a 2 vie
  AN-IXO-NO-BI-BC-BS

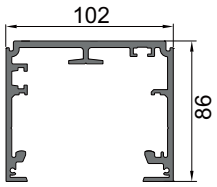



V-7006
- Profilo per V-7700 con appoggio per controsoffitto.
  AN-IXO-NO-BI-BC-BS

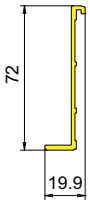

V-7701
- Veletta per binario telescopico V-7700 con profilo per fisso V-7704.
  AN-IXO-NO-BI-BC-BS

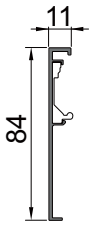

V-7704
- Profilo per vetro fisso per binario V-7700
  AN-NO-IXO-BI-BC-BS

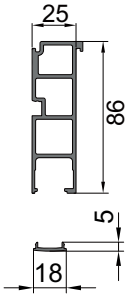

TELESCOPIC

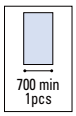

V-7708-70 70 KG
V-7708-100 100 KG
- Possibilità Soft-close sia in apertura che in chiusura (1pc + 1pc)

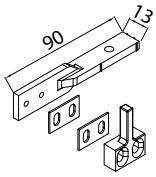

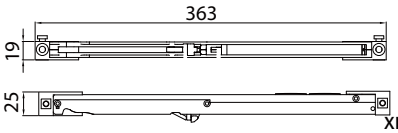

xme599m

OPTIONAL

VP-019-MT	VP-018-MT
2	3
1000 mm - 2000 mm - 3000 mm	

- Guarnizioni per sede vetro fisso

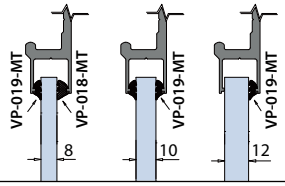

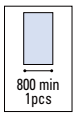

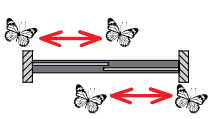

V-7708-70-SET 5 70 KG
V-7708-100-SET 5 100 KG
- Kit Soft-close in apertura e chiusura per 2 ante libere (SET 5)

SOFT-CLOSE PANEL 1

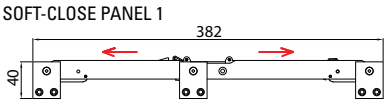

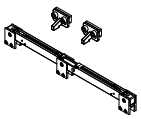

SOFT-CLOSE PANEL 2

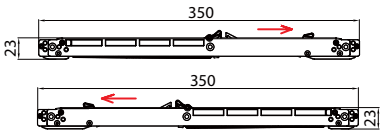



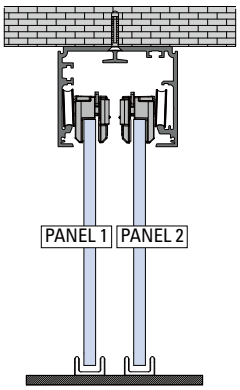

xme599m



V-7702

- Set di accessori per 2 ante scorrevoli composto da: N°4 carrelli pinze, N°4 fermacarrello.



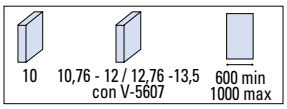

- Regolazione dal basso

V-5607

- Set per spessori vetro 8.76 - 10.76 - 12 - 12.76 - 13.5 (per 2 pinze V-5602/V-5652/V-7602)

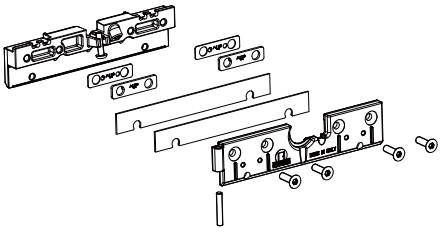

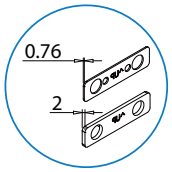

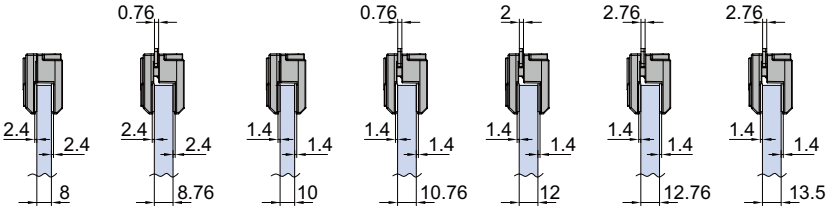

xme576i

V-7806 DX-SX

- Kit morsetti trascinamento Sincro con cinghia 2 ante scorrevoli a tutto vetro compreso di guide a pavimento V-012-B e V-099-C

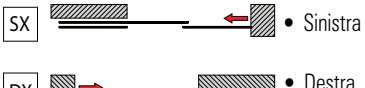

- Sinistra
- Destra

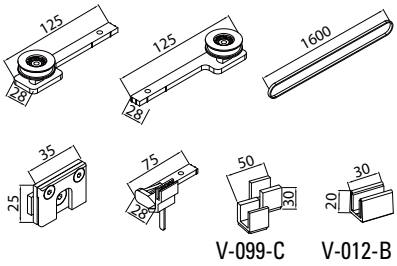

xme599l

V-7706 DX-SX

- Kit morsetti trascinamento meccanico per 2 ante scorrevoli tutto vetro compreso di guide a pavimento V-012-B e V-099-C

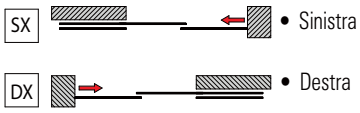

- Sinistra
- Destra

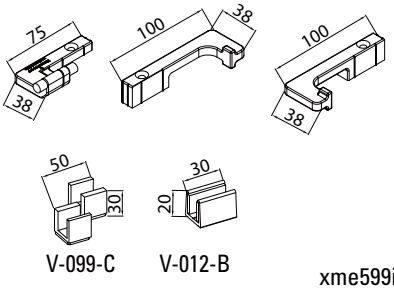

xme599i

LUCE TELESCOPICO
COMPONENTI

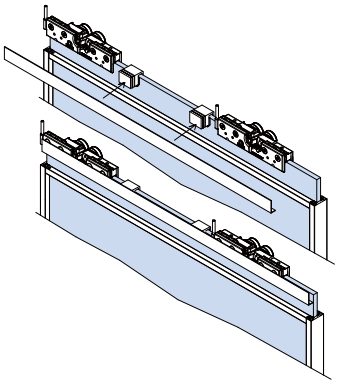

V-7710 (OPTIONAL)

- Kit velette copripinze per anta A e anta B

xme613

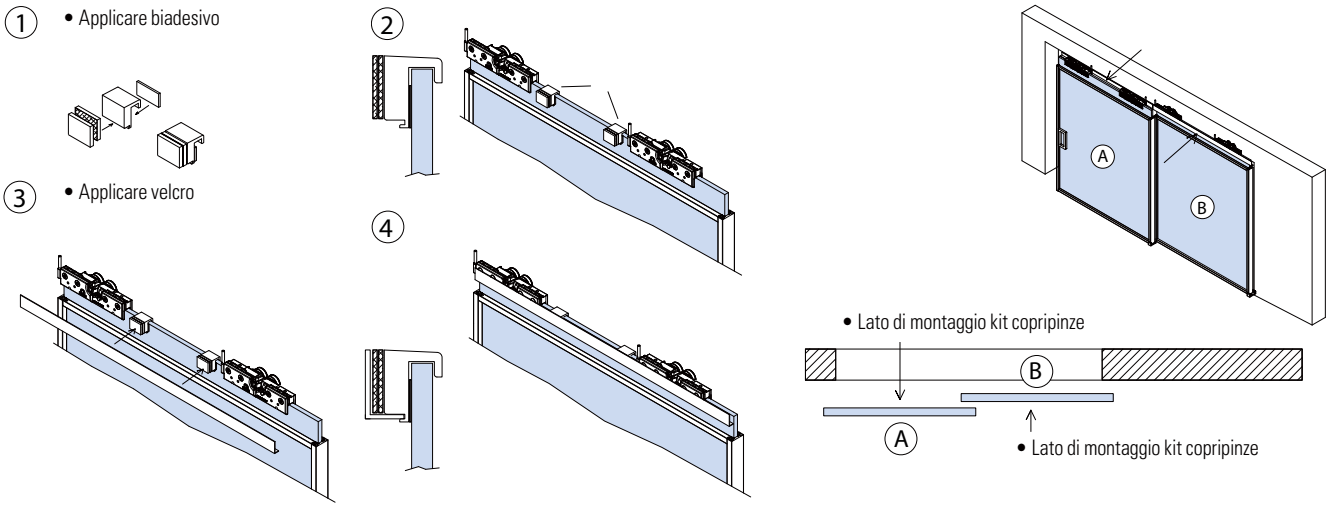

V-7705
- 1 pezzo staffa per fissaggio a parete, (circa 1 pz ogni 400mm)

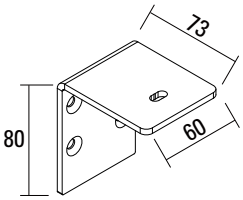

V-7709
- Paio tappi finali per binario V-7700
  AN-IXO-NO-BI-BC-BS

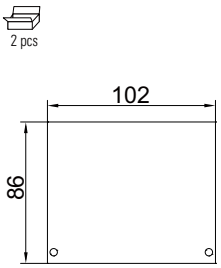

281p028

V-2014-MIX
- Canalina per vetro fisso escluso guarnizioni
  AN - IXE

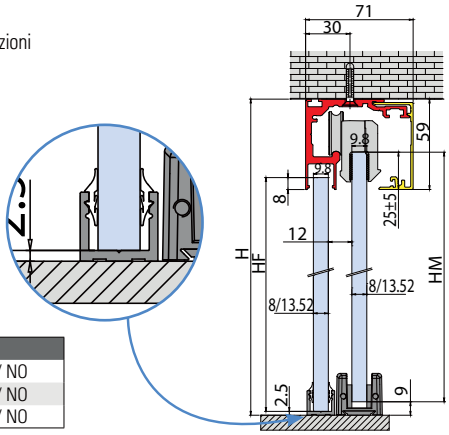

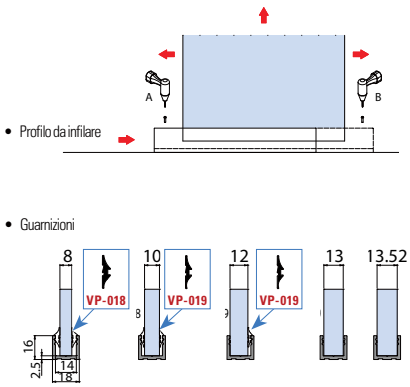

Cod.	Fin.
V-2014-2000 mm	AN / IXE / NO
V-2014-3000 mm	AN / IXE / NO
V-2014-6000 mm	AN / IXE / NO

FB044-E

DIVINA + LUCE TELESCOPICO
COMPONENTI

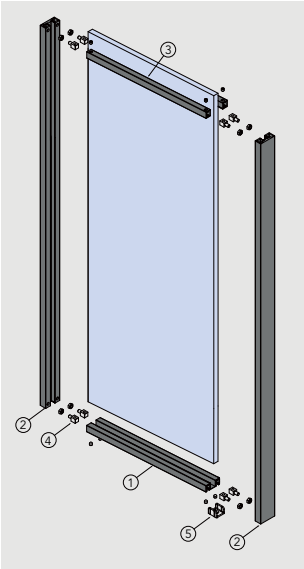

SET ANTA
DIV-995 995 x 2980 mm
DIV-1495 1495 x 2980 mm

• Biadesivo preinstallato

① **DIV-203**
• Traverso inferiore

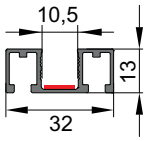

② **DIV-202**
• Montante verticale

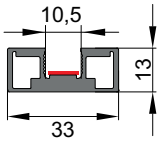

③ **DIV-204**
• Traversino

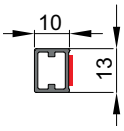

④ **P-F37**
• Kit assemblaggio

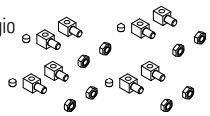

⑤ **DIV-012**
• Guida porta

⑥ **DIV-01**
• Dima foratura

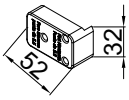

SET ANTA FISSA
DIV-FIX-995 995 x 2980 mm
DIV-FIX-1495 1495 x 2980 mm

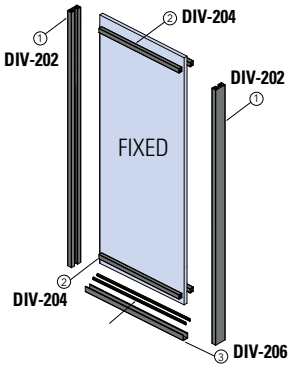

• Guarnizioni per DIV-206 incluse

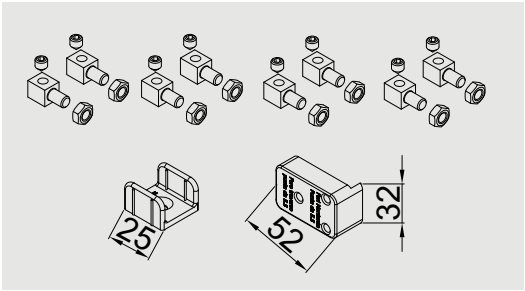

DIV-KIT
• Kit assemblaggio 1 anta DIVINA composto da guida, dima e squadrette

OPTIONAL	
VP-019-MT	VP-018-MT
2	3
1000 mm	
2000 mm	
3000 mm	

• Guarnizioni per sede vetro fisso

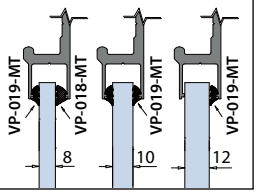

DIV-7806 DX-SX
• Kit morsetti trascinamento Sincro con 2 ante scorrevoli intelaiate compreso di guide a pavimento FUS-TS12 e DIV-099

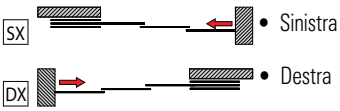

• Sinistra
• Destra

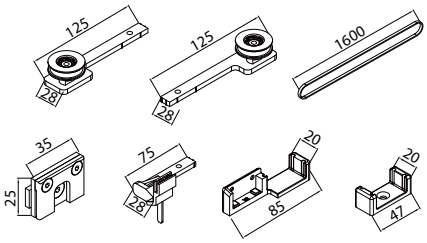

DIV-099 FUS-TS12

xme599l

DIV-7706 DX-SX
• Kit morsetti trascinamento meccanico per 2 ante scorrevoli intelaiate compreso di guide a pavimento FUS-TS12 e DIV-099

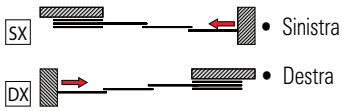

• Sinistra
• Destra

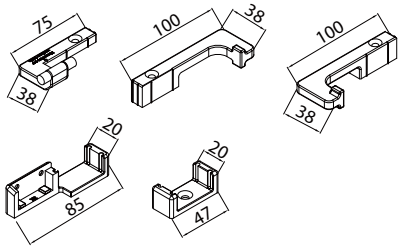

DIV-099 FUS-TS12

xme599i

BRIXIA TELESCOPICO 2 VIE (OPTIONAL SOFT-CLOSE)

V-1820
TRASCINAMENTO SINCRO CON FUNE

V-1870
TRASCINAMENTO MECCANICO

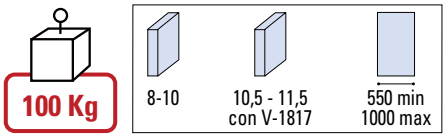

COMPONENTI ▶ 182



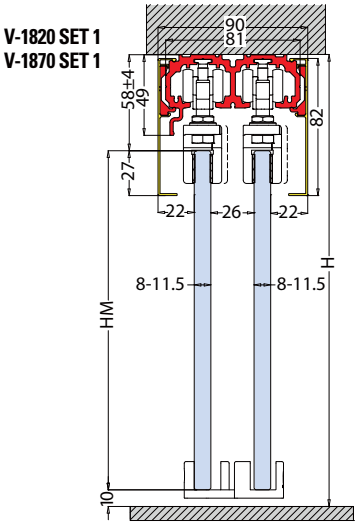

V-1820	HM = H - 68
V-1870	HM = H - 72

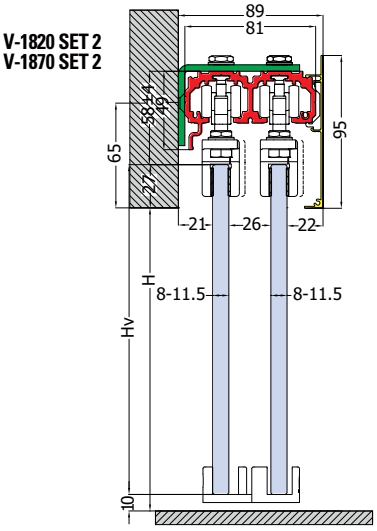

V-1820	HM = H + 17
V-1870	HM = H + 13

V-1820
TRASCINAMENTO SINCRO CON FUNE

V-1870
TRASCINAMENTO MECCANICO

V-1820 / V-1870 SET 1
• **Soffitto**

V-1820 / V-1870 SET 2
• **Parete**

• Sistema per 2 ante scorrevoli telescopiche con kit di trascinamento

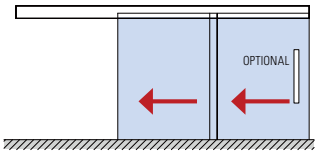

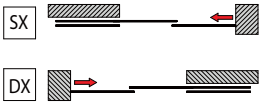

• Sinistra

• Destra

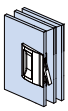

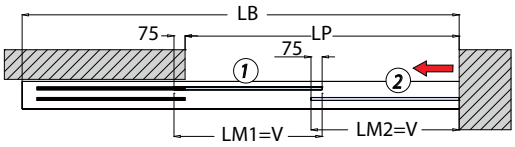

V = (LP + 150) / 2
LB = LP + V + 150

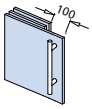

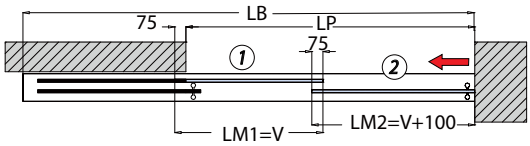

V = (LP + 50) / 2
LB = LP + V + 150

V-1820 SET 5
• **Soffitto**

• Sistema per 2 ante scorrevoli "libere", fissaggio a soffitto

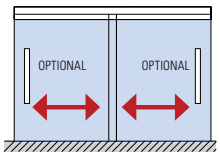

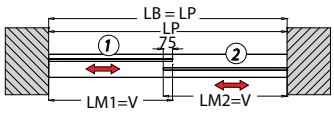

V = (LP + 75) / 2

xme425lm

Cod.	Fin.	V-1820 / V-1870 SET 1 FIX	V-1820 / V-1870 SET 1 MIS	V-1820 / V-1870 SET 2 FIX	V-1820 / V-1870 SET 2 MIS	V-1820 / V-1870 SET 5 FIX	V-1820 / V-1870 SET 5 MIS
V-1820 LB=2000 LB=3000 LB=4000 LB=6000	AN	1	–	1	–	1	–
V-1820-MIS LB= 1500→6000	AN	–	1	–	1	–	1
V-1821 / V-1821-P LB=2000 LB=3000 LB=4000 LB=6000	AN	2	–	1	–	2	–
V-1821-MIS / V-1821-P-MIS LB= 1500→6000	AN	–	2	–	1	–	2
V-1823	–	1	1	1	1	1	1
V-1826 (per set V-1820) **V-1876** (per set V-1870)	–	1	1	1	1	–	–
V-1822 Staffa	–	–	–	1 x 400 mm	1 x 400 mm	–	–
V-1824-70 Soft-close **(OPTIONAL)**	–	(1)	(1)	(1)	(1)	(1) (2)	(1) (2)
V-1828-S Tappi per soffitto **(OPTIONAL)**	AN	(1)	(1)	–	–	(1)	(1)
V-1828-P Tappi per parete **(OPTIONAL)**	AN	–	–	(1)	(1)	–	–

BRIXIA TELESCOPICO 2 VIE + FISSO (OPTIONAL SOFT-CLOSE)

V-1825
TRASCINAMENTO SINCRO CON FUNE

V-1875
MECHANICAL DRAGGING SYSTEM

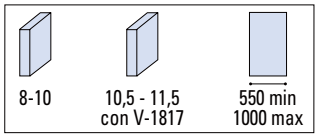

TELESCOPIC

COMPONENTI ▶ 182



V-1820 + V-1821/-P+ V-1834

V-1823

V-1824-70 (OPTIONAL) - 70 Kg

OPTIONAL	
VP-019-MT	VP-018-MT
2	3
1000 mm	
2000 mm	
3000 mm	

• Guarnizioni per sede vetro fisso

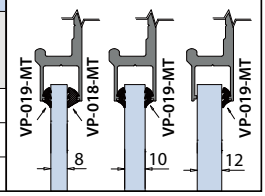

V-1825 SET 1
V-1875 SET 1

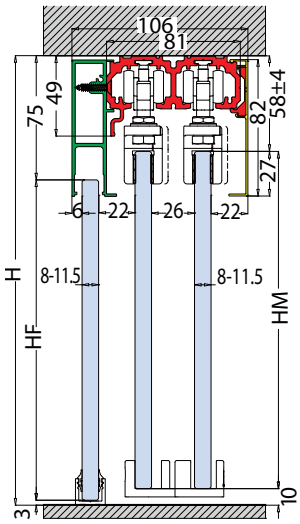

V-1825 SET 2
V-1875 SET 2

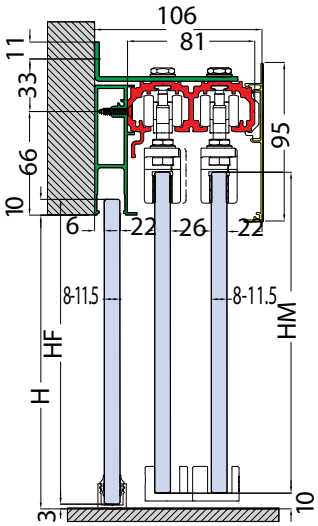

V-1825	V-1875
HM = H - 68 HF = H - 78	HM = H - 72 HF = H - 78

V-1825	V-1875
HM = H + 17 HF = H + 7	HM = H + 13 HF = H + 7

V-1826

V-1825
TRASCINAMENTO SINCRO CON FUNE

V-1876

V-1875
TRASCINAMENTO MECCANICO

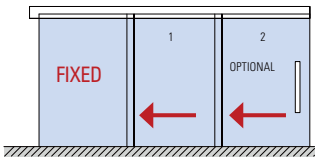

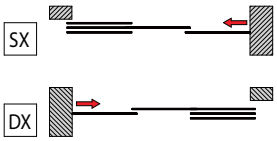

• Sinistra

• Destra

• Sistema per 2 ante scorrevoli telescopiche e vetro fisso con kit di trascinamento

V-1825 SET 1
• **Soffitto**

V = (LP + 150) / 3

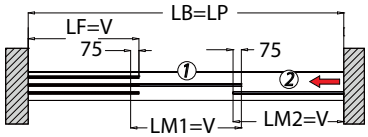

V = LP + 50 / 3

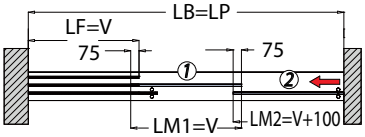

V-1875 SET 1
• **Soffitto**

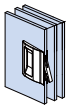

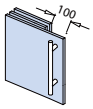

V-1825 SET 2
• **Parete**

V = (LP + 225) / 3
LB = LP + 175

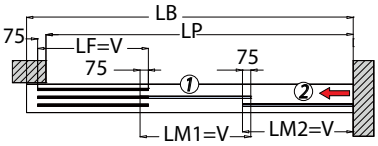

V = (LP + 125) / 3
LB = LP + 175

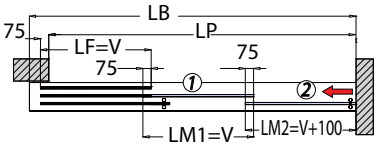

V-1875 SET 2
• **Parete**

xme425o

Cod.	Fin.	V-1825 / V-1875 SET 1 FIX	V-1825 / V-1875 SET 1 MIS	V-1825 / V-1875 SET 2 FIX	V-1825 / V-1875 SET 2 MIS
V-1820 LB=2000 LB=3000 LB=4000 LB=6000	AN	1	–	1	–
V-1820-MIS LB= 1500→6000	AN	–	1	–	1
V-1821 / V-1821-P LB=2000 LB=3000 LB=4000 LB=6000	AN	1	–	1	–
V-1821-MIS / V-1821-MIS LB= 1500→6000	AN	–	1	–	1
V-1834 LB=2000 LB=3000 LB=4000 LB=6000	AN	1	–	1	–
V-1834-MIS LB= 1500→6000	AN	–	1	–	1
V-1823	–	1	1	1	1
V-1826 (per set V-1820) **V-1876** (per set V-1875)	–	1	1	1	1
V-1825 Staffa	–	–	–	1 x 400 mm	1 x 400 mm
V-1824-70 Soft-close **(OPTIONAL)**	–	(1)	(1)	(1)	(1)
V-1828-F Tappi **(OPTIONAL)**	AN	(1)	(1)	(1)	(1)

BRIXIA TELESCOPICO 3 VIE (OPTIONAL SOFT-CLOSE)

V-1830
TRASCINAMENTO SINCRO CON FUNE

V-1880
TRASCINAMENTO MECCANICO

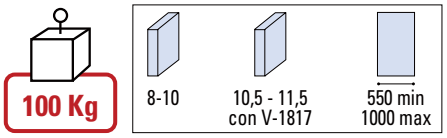

COMPONENTI ▶ 182



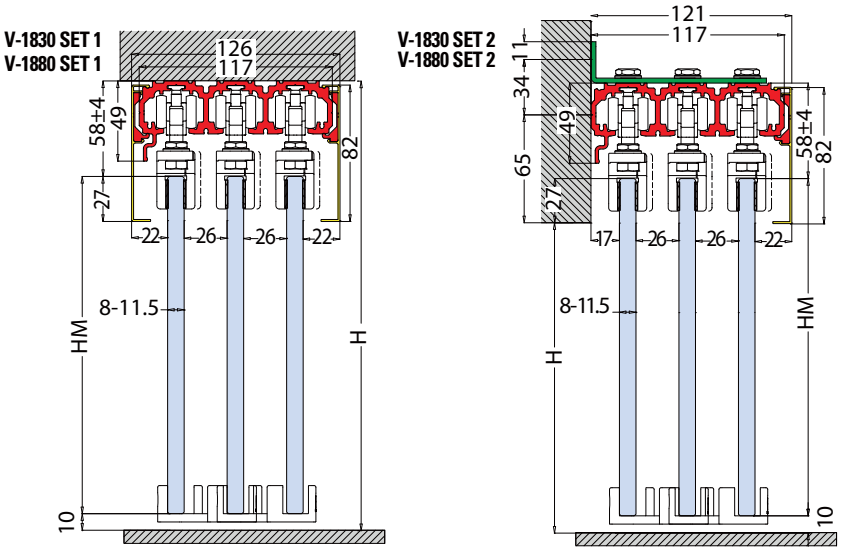

V-1830	HM = H - 68
V-1880	HM = H - 72

V-1830	HM = H + 17
V-1880	HM = H + 13

V-1830
TRASCINAMENTO SINCRO CON FUNE

V-1880
TRASCINAMENTO MECCANICO

V-1830 / V-1880 SET 1 • Soffitto
V-1830 / V-1880 SET 2 • Parete

- Sistema per 3 ante scorrevoli telescopiche con kit di trascinamento

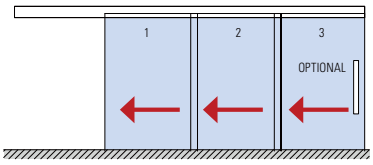

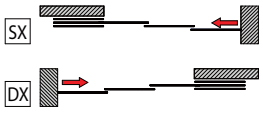

• Sinistra
• Destra

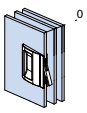

V = (LP + 225) / 3
LB = LP + V + 100

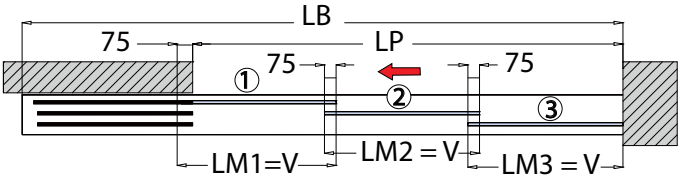

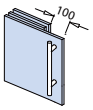

V = (LP + 125) / 3
LB = LP + V + 100

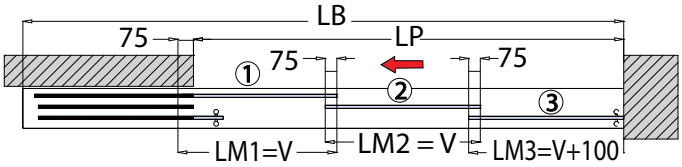

xme425pq

Cod.	Fin.	V-1830 / V-1880 SET 1 FIX	V-1830 / V-1880 SET 1 MIS	V-1830 / V-1880 SET 2 FIX	V-1830 / V-1880 SET 2 MIS
V-1830 LB=2000 LB=3000 LB=4000 LB=6000	AN	1	–	1	–
V-1830-MIS LB= 1500→6000	AN	–	1	–	1
V-1821 / V-1821-P LB=2000 LB=3000 LB=4000 LB=6000	AN	1	–	1	–
V-1821-MIS / V-1821-MIS LB= 1500→6000	AN	–	1	–	1
V-1833	–	1	1	1	1
V-1836 (per set V-1830) **V-1886** (per set V-1880)	–	1	1	1	1
V-1837 Staffa **(OPTIONAL)**	–	–	–	1 x 400 mm	1 x 400 mm
V-1824-70 Soft-close **(OPTIONAL)**	–	(1)	(1)	(1)	(1)
V-1838-S Tappi per soffitto **(OPTIONAL)**	AN	(1)	(1)	–	–
V-1838-P Tappi per parete **(OPTIONAL)**	AN	–	–	(1)	(1)

BRIXIA TELESCOPICO 3 VIE + FISSO (OPTIONAL SOFT-CLOSE)

V-1835
TRASCINAMENTO SINCRO CON FUNE

V-1885
TRASCINAMENTO MECCANICO

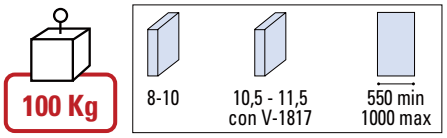



COMPONENTI ▶ 182



V-1830 + V-1834 + V-1821/-P

V-1833

V-1824-70 (OPTIONAL) - 70 Kg

OPTIONAL

VP-019-MT	VP-018-MT
2	3
1000 mm	
2000 mm	
3000 mm	

• Guarnizioni per sede vetro fisso

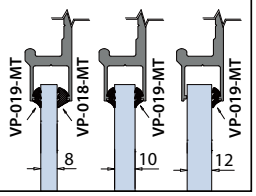

V-1835 SET 1
V-1885 SET 1

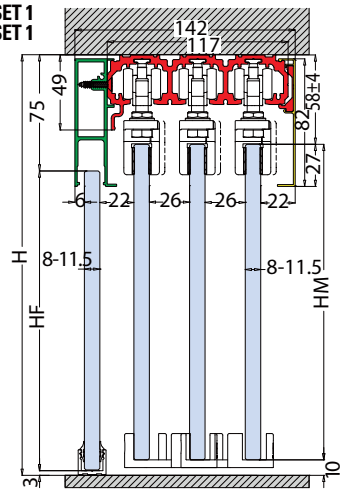

V-1835 SET 2
V-1885 SET 2

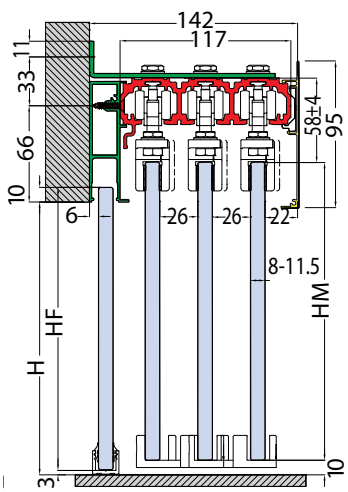

V-1835	V-1885
HM = H - 68 HF = H - 78	HM = H - 72 HF = H - 78

V-1835	V-1885
HM = H + 17 HF = H + 7	HM = H + 13 HF = H + 7

V-1835
TRASCINAMENTO SINCRO CON FUNE

V-1885
TRASCINAMENTO MECCANICO

• Sistema per 3 ante scorrevoli telescopiche con kit di trascinamento

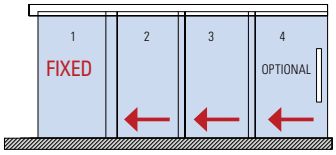

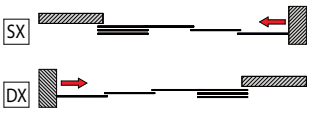

• Sinistra

• Destra

V-1835 SET 1 • Soffitto
V-1885 SET 1 • Soffitto

V = (LP + 225) / 4

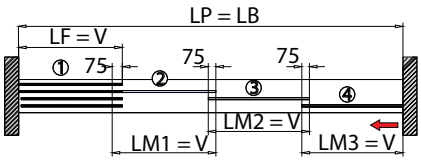

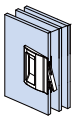

V = (LP + 125) / 4

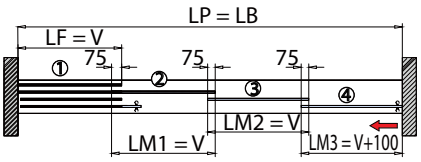

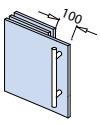

V-1835 SET 2 • Parete
V-1885 SET 2 • Parete

V = (LP + 300) / 4
LB = LP + 200

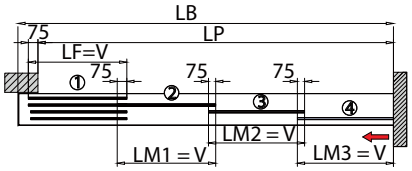

V = (LP + 200) / 4
LB = LP + 200

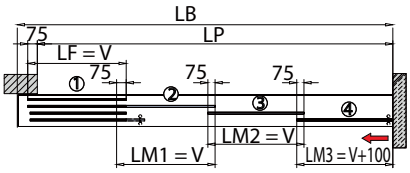

xme425rs

Cod.	Fin.	V-1835 / V-1885 SET 1 FIX	V-1835 / V-1885 SET 1 MIS	V-1835 / V-1885 SET 2 FIX	V-1835 / V-1885 SET 2 MIS
V-1830 LB=2000 LB=3000 LB=4000 LB=6000	AN	1	–	1	–
V-1830-MIS LB= 1500→6000	AN	–	1	–	1
V-1834 LB=2000 LB=3000 LB=4000 LB=6000	AN	1	–	1	–
V-1834-MIS LB= 1500→6000	AN	–	1	–	1
V-1821 / V-1821-P LB=2000 LB=3000 LB=4000 LB=6000	AN	1	–	1	–
V-1821-MIS / V-1821-MIS LB= 1500→6000	AN	–	1	–	1
V-1833	–	1	1	1	1
V-1836 (per set V-1835) **V-1886** (per set V-1885)	–	1	1	1	1
V-1835 Staffa	–	–	–	1 x 400 mm	1 x 400 mm
V-1824-70 Soft-close **(OPTIONAL)**	–	(1)	(1)	(1)	(1)
V-1839 Tappi **(OPTIONAL)**	AN	(1)	(1)	(1)	(1)

V-1820 / V-1870 / V-1825 / V-1875 / V-1830 / V-1880 / V-1835 / V-1885 BRIXIA TELESCOPICO

COMPONENTI



V-1820

- Binario Telescopico Brixia a 2 vie

AN

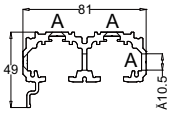

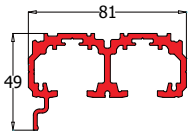

Foratura A

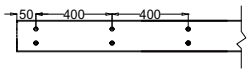

xme425t



V-1830

- Binario Telescopico Brixia a 3 vie

AN

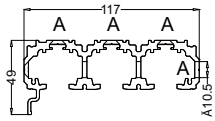

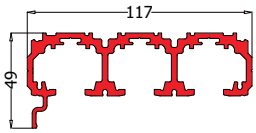

Foratura A

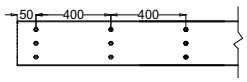

xme425t

V-1821

- Veletta per binari Telescopici Brixia in alluminio anodizzato

AN-IXE

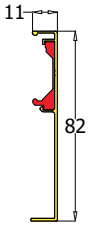

xme425t

V-1821-P

- Veletta per binari telescopici BRIXIA set 2 a parete in alluminio anodizzato.

AN-IXE

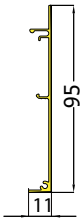

xme425t

V-1834

- Profilo per vetro fisso per binario V-1820 / V-1830

AN

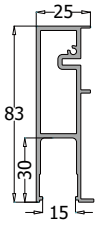

xme425t

OPTIONAL

VP-019-MT	VP-018-MT
2	3

1000 mm - 2000 mm - 3000 mm

- Guarnizioni per sede vetro fisso

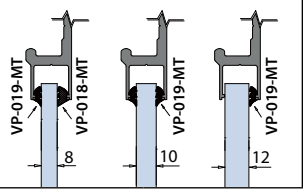



V-1823

- Set di accessori per 2 ante scorrevoli composto da: N°4 carrelli pinze, N°4 fermacarrello

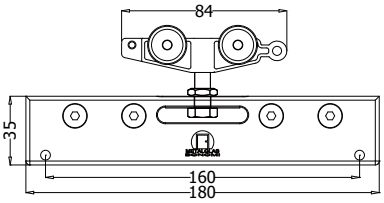

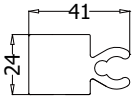

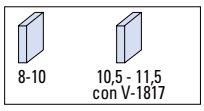

xme425t

TELESCOPIC



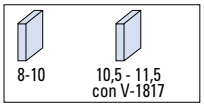

V-1833

• Set di accessori per 3 ante scorrevoli composto da: N°6 carrelli pinze, N°6 fermacarrello

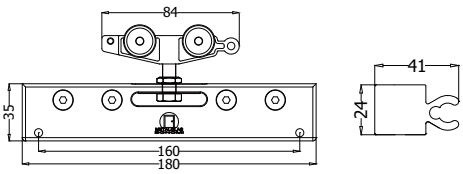

xme425t

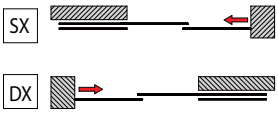

V-1826 DX-SX

• Kit morsetti trascinamento Sincro con fune 2 ante scorrevoli compreso di guide a pavimento V-012 e V-099-C

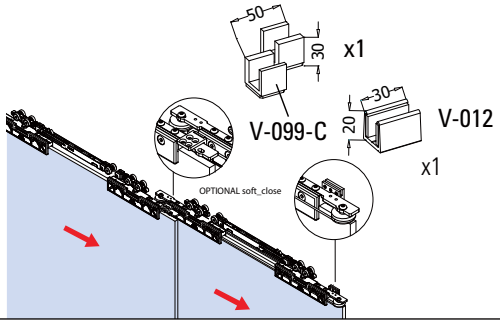

xme425lm



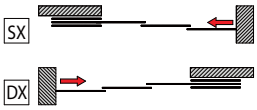

V-1836 DX-SX

• Kit morsetti trascinamento Sincro con fune 3 ante scorrevoli compreso di guide a pavimento V-012 e V-099-C

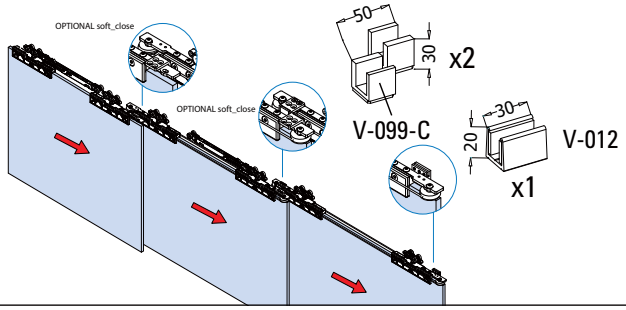

xme425pq

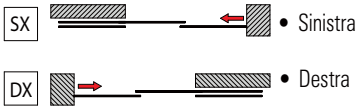

V-1876 DX-SX

• Kit morsetti trascinamento meccanico per 2 ante scorrevoli compreso di guide a pavimento V-012 e V-099-C

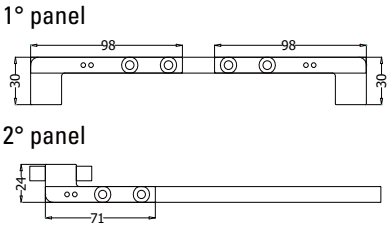

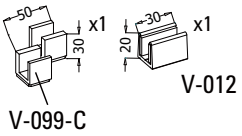

xme425t

V-1820 / V-1870 / V-1825 / V-1875 / V-1830 / V-1880 / V-1835 / V-1885 BRIXIA TELESCOPICO
COMPONENTI

V-1886 DX-SX
- Kit morsetti trascinamento meccanico per 3 ante scorrevoli compreso di guide a pavimento V-012 e V-099-C

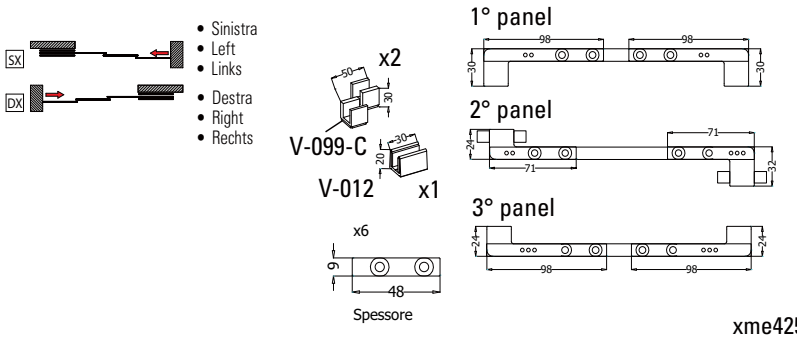

xme425t

V-1824-70 Kg
- Optional stopper Soft-close (in chiusura) per scorrevole Telescopico V-1820, V-1830

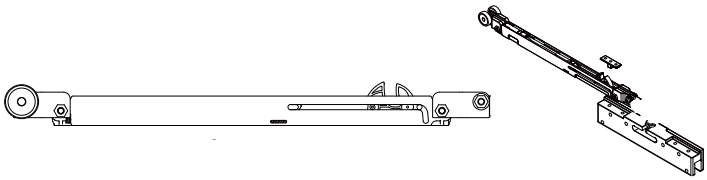

700 min
1pcs

xme425t

TELESCOPIC

V-1828-S
- Paio tappi finali per sistema V-1820/ V-1870

AN-IXE

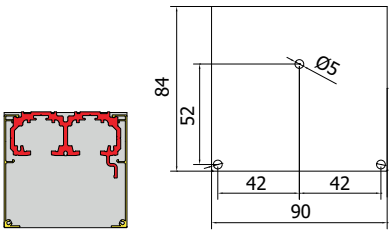

2 pcs

281p028

V-1828-P
- Paio tappi finali per sistema V-1820/ V-1870

AN-IXE

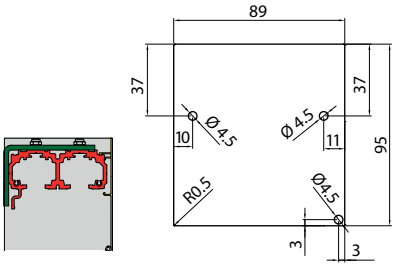

2 pcs

281p042

V-1828-F
- Paio tappi finali per sistema V-1825/ V-1875

AN-IXE

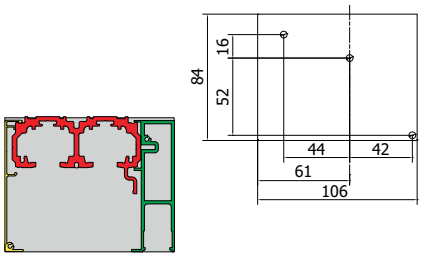

2 pcs

281p030

V-1838-S
- Paio tappi finali per sistema V-1830/ V-1880

AN-IXE

2 pcs

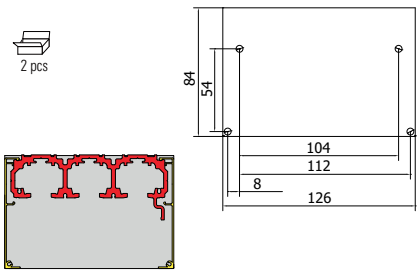

281PO31

V-1838-P
- Paio tappi finali per sistema V-1830/ V-1880

AN-IXE

2 pcs

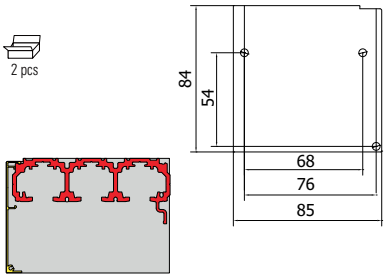

281PO32

V-1839
- Paio tappi finali per sistema V-1835/ V-1885

AN-IXE

2 pcs

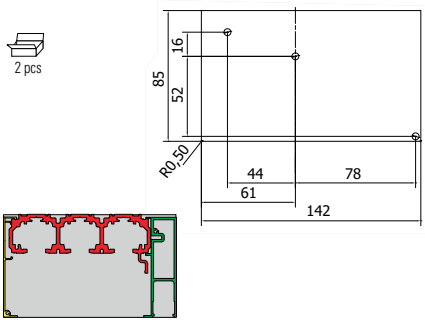

281PO33

V-099-C DX / V-099-C SX
- Doppia guida a pavimento destra o sinistra

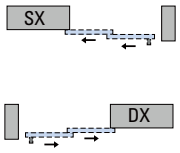

- Sinistra
- Left
- Links

- Destra
- Right
- Rechts

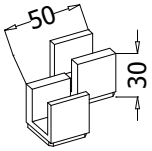

xme425t

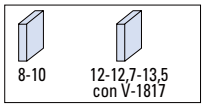

V-090-T
- Pinza

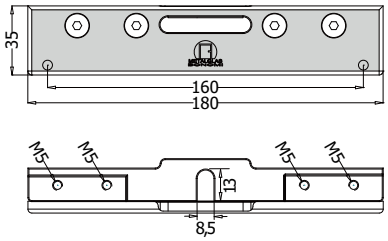

V-1817-A / V-1817-B / V-1817-C
- Kit spessori vetro OPTIONAL 12 - 12,7 - 13,5

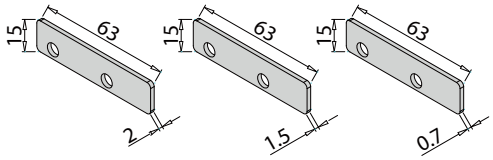

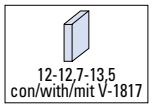

xme425t

V-1816
- Carrello Brixia Heavy

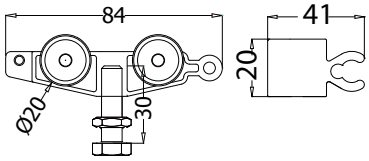

V-1817
- Stoppers Brixia

xme425t

V-1822
- 1 pezzo staffa per fissaggio a parete, (circa 1 pz ogni 400mm)

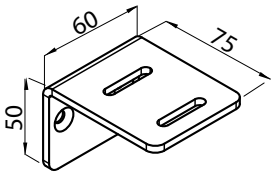

281P040

V-1825
- 1 pezzo staffa per fissaggio a parete, (circa 1 pz ogni 400 mm)

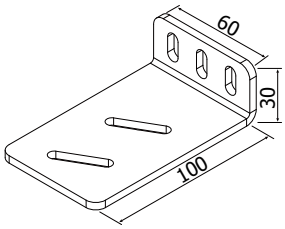

281P021

V-1837
- 1 pezzo staffa per fissaggio a parete, (circa 1 pz ogni 400 mm)

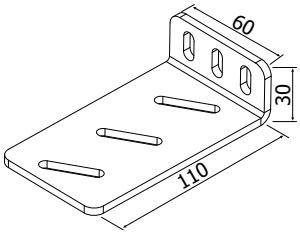

281P019

V-1835
- 1 pezzo staffa per fissaggio a parete, (circa 1 pz ogni 400 mm)

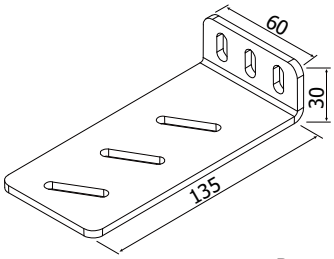

281P022

V-2014-MIX
- Canalina per vetro fisso escluso guarnizioni AN - IXE

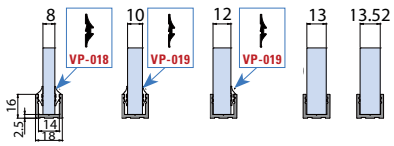

Cod.	Fin.
V-2014-2000 mm	AN / IXE / NO
V-2014-3000 mm	AN / IXE / NO
V-2014-6000 mm	AN / IXE / NO

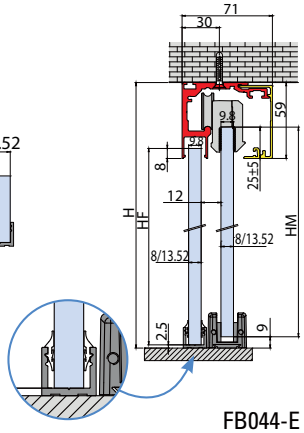

FB044-E

LAV-TEL-BRIXIA
- Lavorazione optional per manutenzione Soft-close su binario telescopico

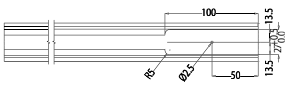

- Apertura

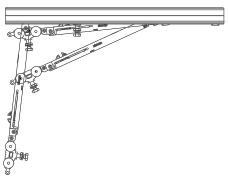

TELESCOPICO SINCRO 2 VIE

V-2200

TRASCINAMENTO SINCRO CON CINGHIA

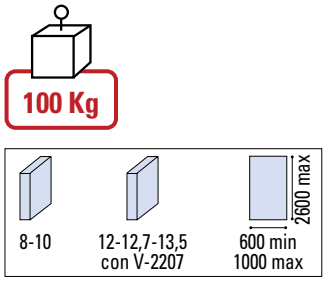

V-2200 SET 1

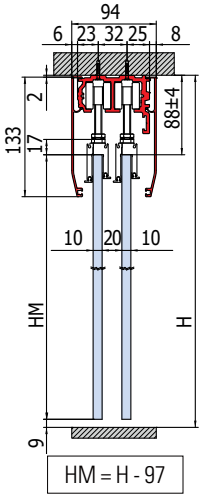

V-2200 SET 2

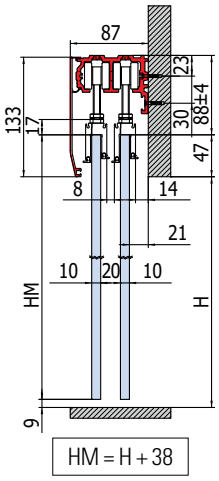

V-2200 SET 1

- **Soffitto**
- Sistema per 2 ante scorrevoli telescopiche con kit di trascinamento Sincro, fissaggio a soffitto

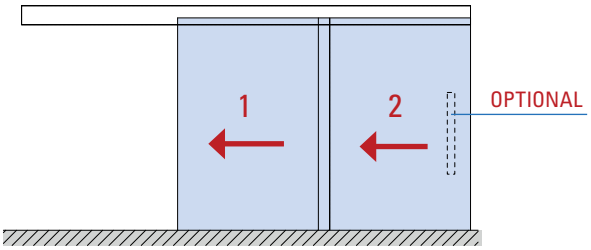

V-2200 SET 2

- **Parete**
- Sistema per 2 ante scorrevoli telescopiche con kit di trascinamento Sincro, fissaggio a parete

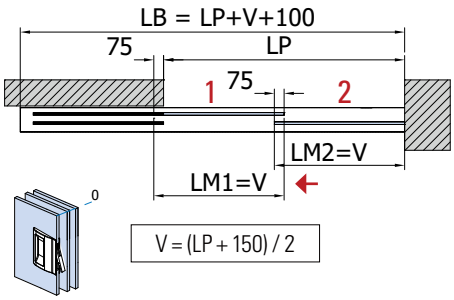

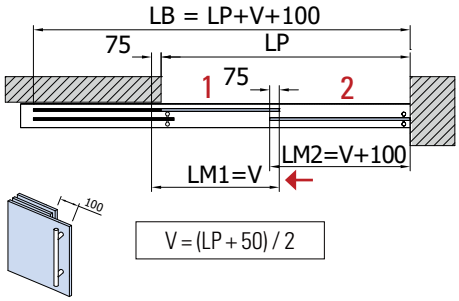

xla322 / xme228 / xme228-A

COMPONENTI ▶ 192



Cod.		Fin.	V-2200 SET 1 FIX	V-2200 SET 1-MIS	V-2200 SET 2 FIX	V-2200 SET 2-MIS
V-2200	L=2000 L=3000 L=4000 L=6000	-	1	-	1	-
V-2200-MIS	L = 1500→6000	-	-	1	-	1
V-2101	L=2000 L=3000 L=4000 L=6000	AN / IXE	2	-	1	-
V-2101-MIS	L = 1500→6000	AN / IXE	-	2	-	1
V-2203		-	1	1	1	1
V-2206		-	1	1	1	1
V-2204 Soft-close **(OPTIONAL)**		-	(1)	(1)	(1)	(1)
V-2208-P Tappo per parete		AN	-	-	1	1
V-2208-S Tappo per soffitto		AN	1	1	-	-

TELESCOPICO SINCRO 2 VIE+FISSO

V-2250

TRASCINAMENTO SINCRO CON CINGHIA

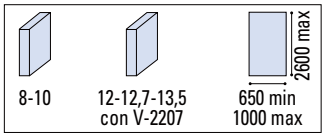

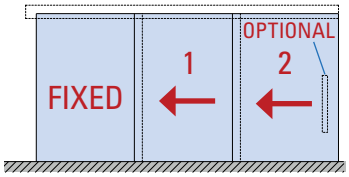

V-2250 SET 1

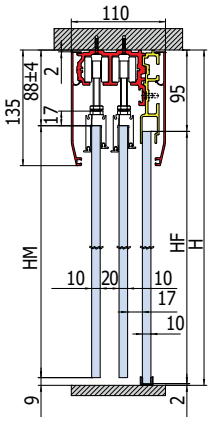

HM = H - 97
HF = H - 97

V-2250 SET 2

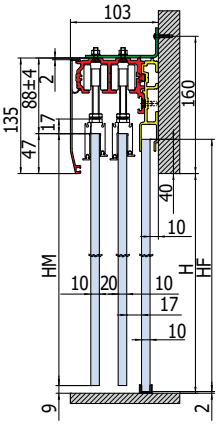

HM = H + 38
HF = H + 38

V-2250 SET 1

- **Soffitto**
- Sistema per 2 ante scorrevoli telescopiche e vetro fisso, con kit di trascinamento Sincro, fissaggio a soffitto

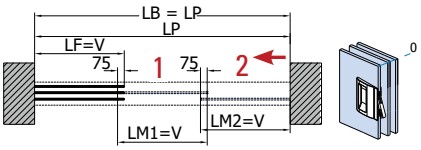

V = (LP + 150) / 3

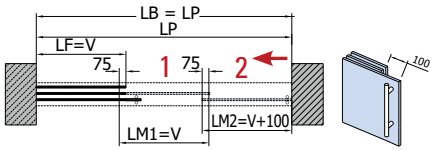

V = (LP + 50) / 3

V-2250 SET 2

- **Parete**
- Sistema per 2 ante scorrevoli telescopiche e vetro fisso, con kit di trascinamento Sincro, fissaggio a parete

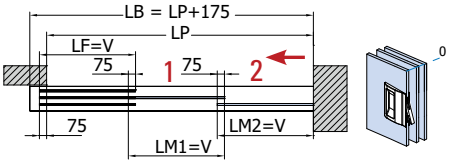

V = (LP + 225) / 3

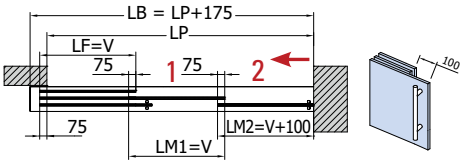

V = (LP + 125) / 3

xla322 / xme228-A/B

COMPONENTI ▶ 192



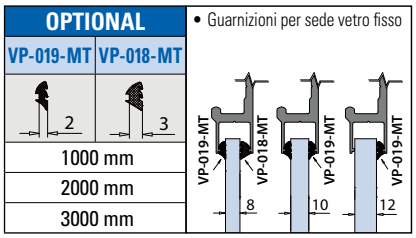

Cod.		Fin.	V-2250 SET 1 FIX	V-2250 SET 1-MIS	V-2250 SET 2 FIX	V-2250 SET 2-MIS
V-2200	L=2000 L=3000 L=4000 L=6000	-	1	-	1	-
V-2200-MIS	L = 1500→6000	-	-	1	-	1
V-2101	L=2000 L=3000 L=4000 L=6000	AN / IXE	2	-	1	-
V-2101-MIS	L = 1500→6000	AN / IXE	-	2	-	1
V-2104	L=2000 L=3000 L=4000 L=6000	-	1	-	1	-
V-2104-MIS	L = 1500→6000	-	-	1	-	1
V-2203		-	1	1	1	1
V-2206		-	1	1	1	1
V-2205 Staffa		-	-	-	1 x 400 mm	1 x 400 mm
V-2204 Soft-close **(OPTIONAL)**		-	(1)	(1)	(1)	(1)
V-2209-P Tappo per parete		AN	-	-	1	1
V-2209-S Tappo per soffitto		AN	1	1	-	-

TELESCOPICO SINCRO 3 VIE

V-2300

TRASCINAMENTO SINCRO CON CINGHIA

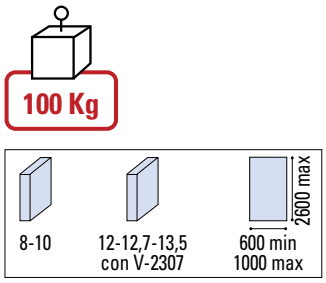

V-2300 SET 1

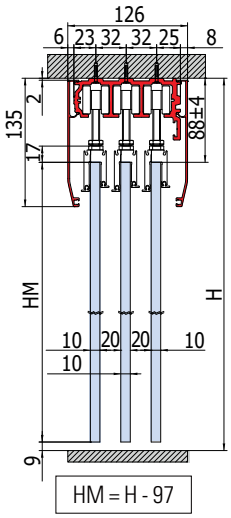

V-2300 SET 2

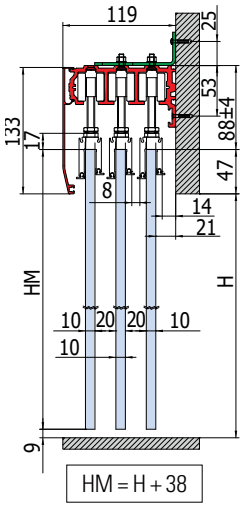

V-2300 SET 1

- **Soffitto**
- Sistema per 3 ante scorrevoli telescopiche con kit di trascinamento Sincro, fissaggio a soffitto

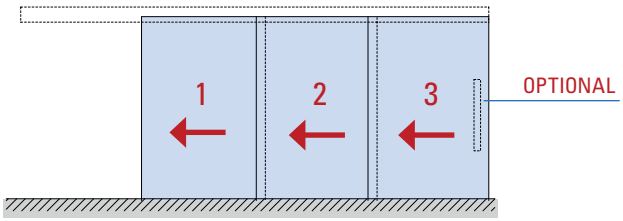

V-2300 SET 2

- **Parete**
- Sistema per 3 ante scorrevoli telescopiche con kit di trascinamento Sincro, fissaggio a parete

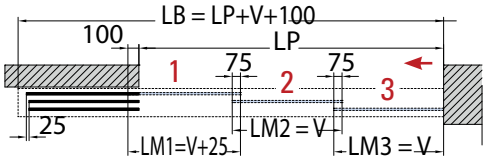

V = (LP + 225) / 3

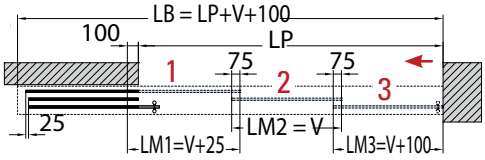

V = (LP + 125) / 3

xla323 / xme227-A

COMPONENTI ▶ 192



Cod.		Fin.	V-2300 SET 1 FIX	V-2300 SET 1-MIS	V-2300 SET 2 FIX	V-2300 SET 2-MIS
V-2300	L=2000 L=3000 L=4000 L=6000	-	1	-	1	-
V-2300-MIS	L = 1500→6000	-	-	1	-	1
V-2101	L=2000 L=3000 L=4000 L=6000	AN / IXE	2	-	1	-
V-2101-MIS	L = 1500→6000	AN / IXE	-	2	-	1
V-2303		-	1	1	1	1
V-2306		-	1	1	1	1
V-2205 Staffa		-	-	-	1 x 400 mm	1 x 400 mm
V-2204 Soft-close **(OPTIONAL)**		-	(1)	(1)	(1)	(1)
V-2308-P Tappo per parete		AN	-	-	1	1
V-2308-S Tappo per soffitto		AN	1	1	-	-

TELESCOPICO SINCRO 3 VIE+FISSO

V-2350

TRASCINAMENTO SINCRO CON CINGHIA

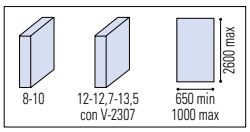

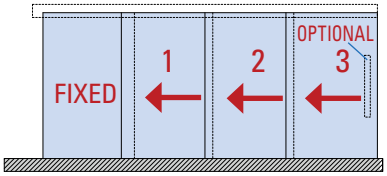

V-2350 SET 1

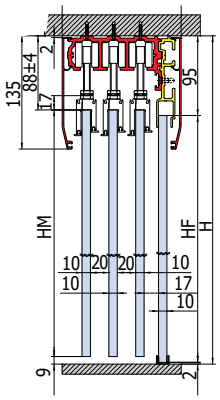

HM = H - 97
HF = H - 97

V-2350 SET 2

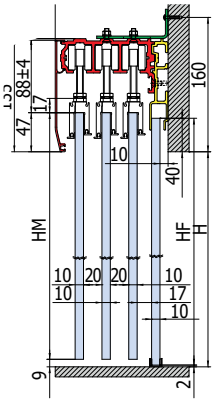

HM = H + 38
HF = H + 38

V-2350 SET 1

- **Soffitto**
- Sistema per 3 ante scorrevoli telescopiche e vetro fisso, con kit di trascinamento Sincro, fissaggio a soffitto

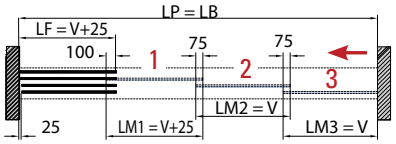

V = (LP + 200) / 4

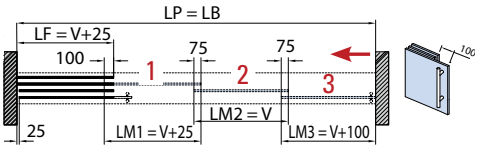

V = (LP + 100) / 4

V-2350 SET 2

- **Parete**
- Sistema per 3 ante scorrevoli telescopiche e vetro fisso, con kit di trascinamento Sincro, fissaggio a parete

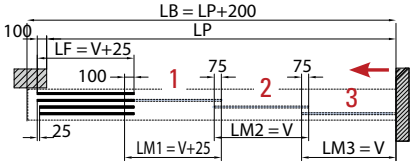

V = (LP + 300) / 4

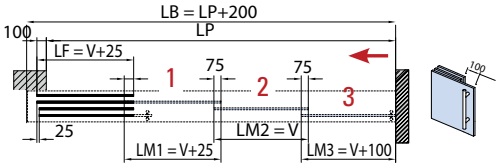

V = (LP + 200) / 4

xla323 / xme227-B

COMPONENTI ▶ 192



V-2300+V-2104

V-2203+V-2206

V-2204 OPTIONAL

OPTIONAL	
VP-019-MT	VP-018-MT
2	3
1000 mm	
2000 mm	
3000 mm	

• Guarnizioni per sede vetro fisso

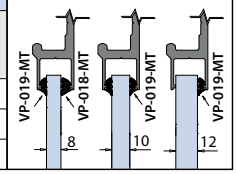

Cod.		Fin.	V-2350 SET 1 FIX	V-2350 SET 1-MIS	V-2350 SET 2 FIX	V-2350 SET 2-MIS
V-2300	L=2000 L=3000 L=4000 L=6000	-	1	-	1	-
V-2300-MIS	L = 1500→6000	-	-	1	-	1
V-2101	L=2000 L=3000 L=4000 L=6000	AN / IXE	2	-	1	-
V-2101-MIS	L = 1500→6000	AN / IXE	-	2	-	1
V-2104	L=2000 L=3000 L=4000 L=6000	-	1	-	1	-
V-2104-MIS	L = 1500→6000	-	-	1	-	1
V-2303		-	1	1	1	1
V-2306		-	1	1	1	1
V-2205 Staffa		-	-	-	1 x 400 mm	1 x 400 mm
V-2204 Soft-close **(OPTIONAL)**		-	(1)	(1)	(1)	(1)
V-2309-P Tappo per parete		AN	-	-	1	1
V-2309-S Tappo per soffitto		AN	1	1	-	-

TELESCOPICO SINCRO 4 VIE

SINCRO

V-2400

TRASCINAMENTO SINCRO CON CINGHIA

100 Kg

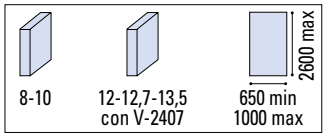

V-2400 SET 1

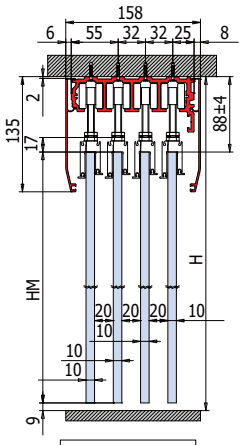

HM = H - 97

V-2400 SET 2

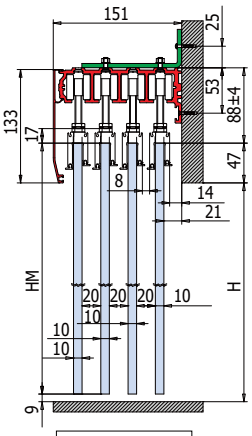

HM = H + 38

V-2400 SET 1

- **Soffitto**
- Sistema per 4 ante scorrevoli telescopiche con kit di trascinamento Sincro, fissaggio a soffitto

OPTIONAL

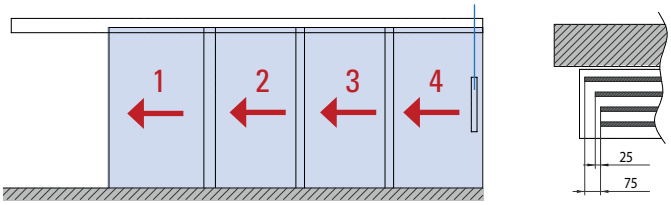

V-2400 SET 2

- **Parete**
- Sistema per 4 ante scorrevoli telescopiche con kit di trascinamento Sincro, fissaggio a parete

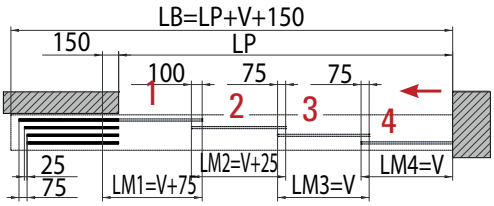

V = (LP + 300) / 4

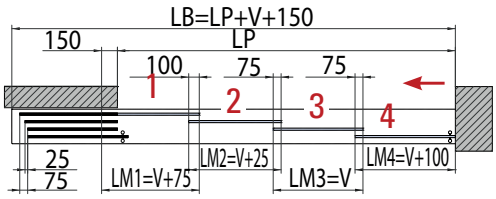

V = (LP + 200) / 4

xla335 / xla335d

COMPONENTI ▶ 192



V-2400

V-2403

V-2204 OPTIONAL

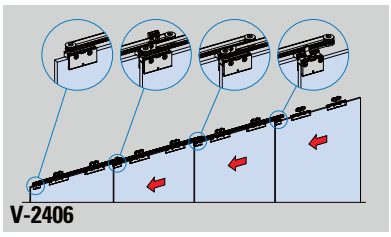

V-2406

Cod.		Fin.	V-2400 SET 1 FIX	V-2400 SET 1-MIS	V-2400 SET 2 FIX	V-2400 SET 2-MIS
V-2400	L=2000 L=3000 L=4000 L=6000	-	1	-	1	-
V-2400-MIS	L = 1500→6000	-	-	1	-	1
V-2101	L=2000 L=3000 L=4000 L=6000	AN / IXE	2	-	1	-
V-2101-MIS	L = 1500→6000	AN / IXE	-	2	-	1
V-2403		-	1	1	1	1
V-2406		-	1	1	1	1
V-2405 Staffa		-	-	-	1 x 400 mm	1 x 400 mm
V-2204 Soft-close **(OPTIONAL)**		-	(1)	(1)	(1)	(1)
V-2408-P Tappo per parete		AN	-	-	1	1
V-2408-S Tappo per soffitto		AN	1	1	-	-

TELESCOPICO SINCRO 4 VIE+FISSO

SINCRO

V-2450

TRASCINAMENTO SINCRO CON CINGHIA

100 Kg

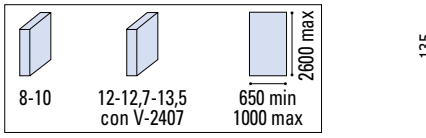

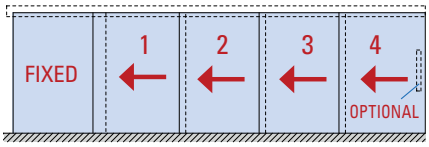

V-2450 SET 1

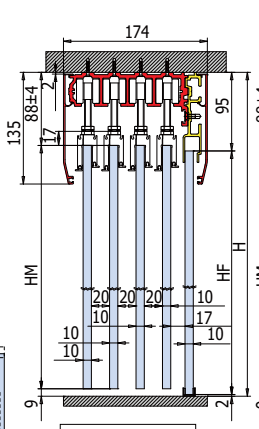

HM = H - 97
HF = H - 97

V-2450 SET 2

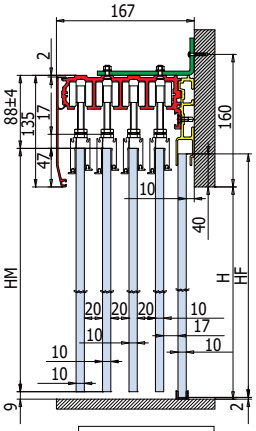

HM = H + 38
HF = H + 38

V-2450 SET 1

- **Soffitto**
- Sistema per 4 ante scorrevoli telescopiche e vetro fisso, con kit di trascinamento Sincro, fissaggio a soffitto

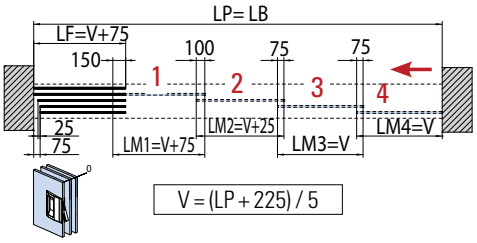

V = (LP + 225) / 5

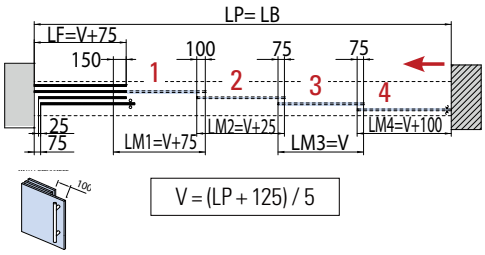

V = (LP + 125) / 5

V-2450 SET 2

- **Parete**
- Sistema per 4 ante scorrevoli telescopiche e vetro fisso, con kit di trascinamento Sincro, fissaggio a parete

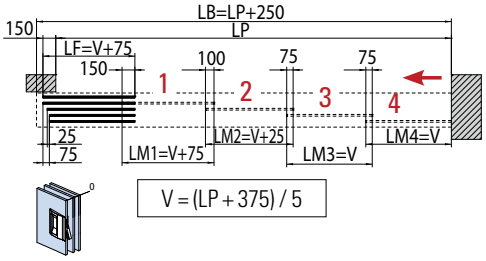

V = (LP + 375) / 5

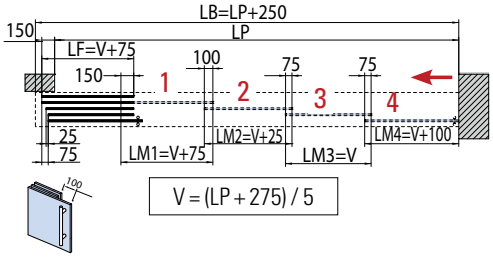

V = (LP + 275) / 5

xla335 / xla335e

TELESCOPIC

COMPONENTI ▶ 192

V-2400

V-2403

V-2204 In chiusura
OPTIONAL

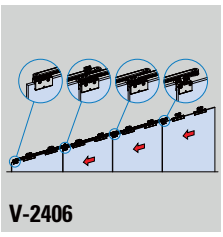

V-2406

OPTIONAL	
VP-019-MT	VP-018-MT
2	3
1000 mm	
2000 mm	
3000 mm	

- Guarnizioni per sede vetro fisso

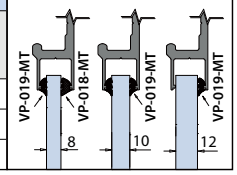

Cod.		Fin.	V-2450 SET 1 FIX	V-2450 SET 1-MIS	V-2450 SET 2 FIX	V-2450 SET 2-MIS
V-2400	L=2000 L=3000 L=4000 L=6000	-	1	-	1	-
V-2400-MIS	L = 1500→6000	-	-	1	-	1
V-2101	L=2000 L=3000 L=4000 L=6000	AN / IXE	2	-	1	-
V-2101-MIS	L = 1500→6000	AN / IXE	-	2	-	1
V-2104	L=2000 L=3000 L=4000 L=6000	-	1	-	1	-
V-2104-MIS	L = 1500→6000	-	-	1	-	1
V-2403		-	1	1	1	1
V-2406		-	1	1	1	1
V-2405 Staffa		-	-	-	1 x 400 mm	1 x 400 mm
V-2204 Soft-close **(OPTIONAL)**		-	(1)	(1)	(1)	(1)
V-2409-P Tappo per parete		AN	-	-	1	1
V-2409-S Tappo per soffitto		AN	1	1	-	-

TELESCOPICO SINCRO
COMPONENTI

V-2200
- Binario Telescopico 2 vie.

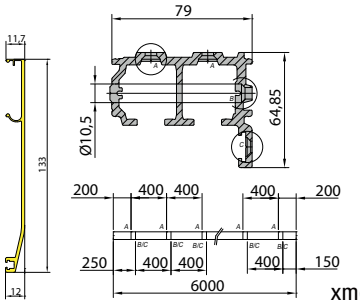

xme422

V-2101
- Veletta per V-2200/2250/2300/2350

V-2300
- Binario Telescopico 3 vie.

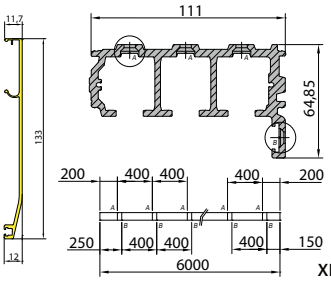

xme422

V-2101
- Veletta per V-2200/2250/2300/2350



V-2400
- Binario Telescopico 4 vie

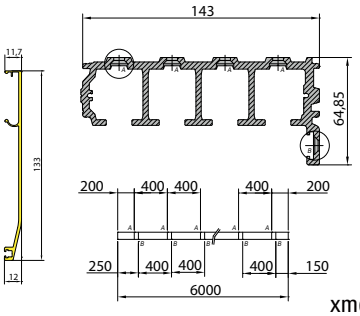

xme422

V-2101
- Veletta per V-2200/2250/2300/2350

V-2104
- Profilo per vetro fisso per binario V-2200/2300/2400

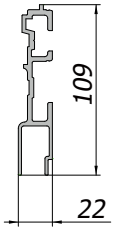

xla322b

OPTIONAL

VP-019-MT	VP-018-MT
1000 mm	
2000 mm	
3000 mm	

- Guarnizioni per sede vetro fisso

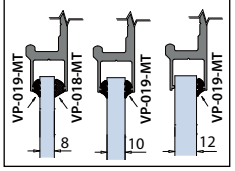

V-2203
- Set di accessori per 2 ante scorrevoli composto da: N° 4 carrelli pinze N° 4 fermacarrello

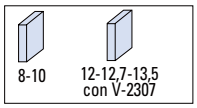

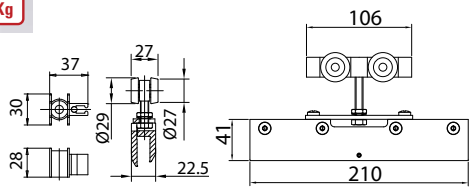

xme379

V-2303
- Set di accessori per tre ante scorrevoli composto da: N° 6 carrelli, N° 6 fermacarrelli, N° 6 pinze

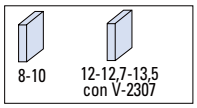

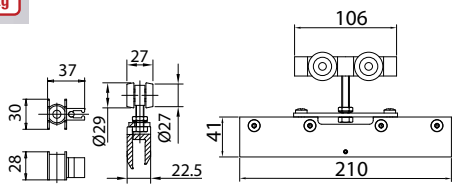

xme379



V-2403
- Set di accessori per 4 ante scorrevoli composto da: N° 8 carrelli pinze N° 8 fermacarrello

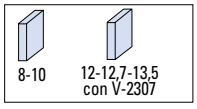

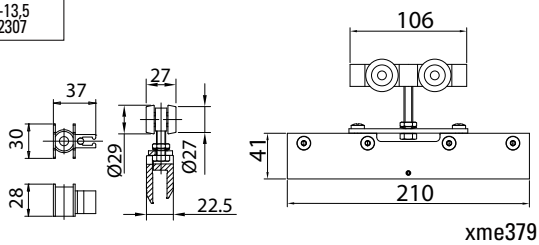

xme379

V-2206
- Kit morsetti trascinamento SINCRO 2 ante scorrevoli compreso di guide a pavimento V-012 e V-099-B

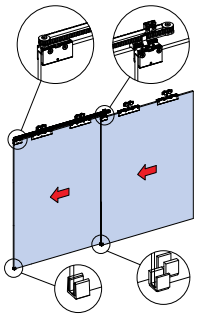

xme422

TELESCOPIC

V-2306

- Kit morsetti trascinamento SINCRO per 3 ante scorrevoli con guide a pavimento V-012 e V-099-B

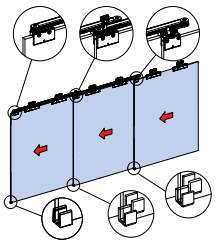

xme422

V-2406

- Kit morsetti trascinamento SINCRO per 4 ante scorrevoli con guide a pavimento V-012 e V-099-B

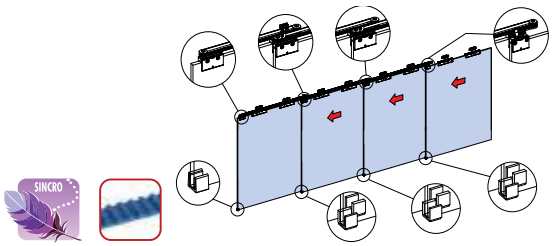

xme422

V-2205

- 1 Pezzo staffe per fissaggio a parete binari V-2200/V-2300 (circa 1 pezzo ogni 400 mm)

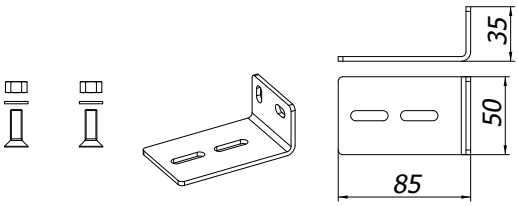

xla322b

V-2405

- 1 Pezzo staffe per fissaggio a parete binari V-2400 (circa 1 pezzo ogni 400 mm)

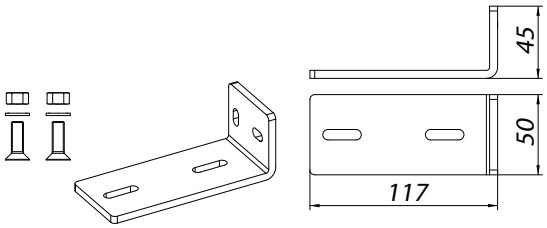

xla335b

V-2204

- Optional stopper Soft-close (in chiusura) per scorrevole Telescopico sincro

V-2207

- Kit spessori vetro optional 12 - 12,7 - 13,5

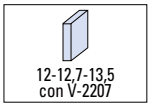

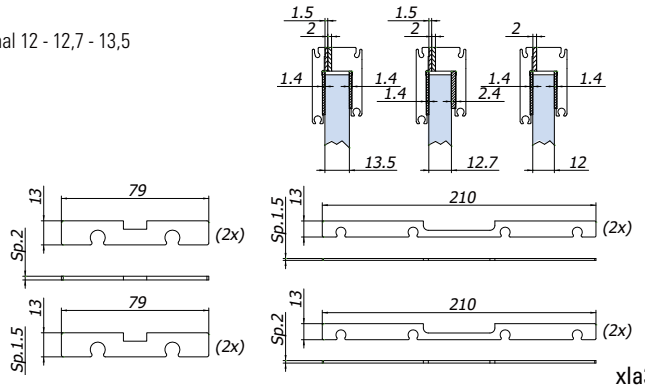

xla322b

V-2307

- Kit spessori vetro optional 12 - 12,7 - 13,5

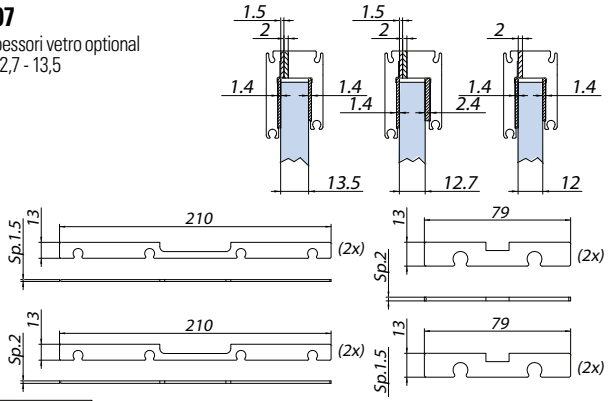

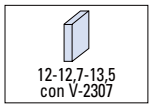

xla323b

V-2407

- Kit spessori vetro optional 12 - 12,7 - 13,5

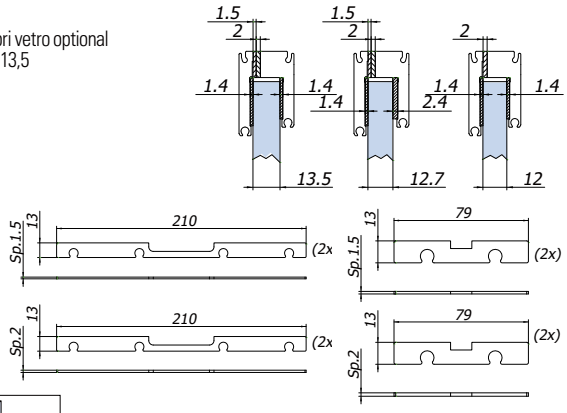

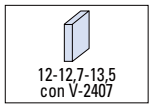

xla322b

TELESCOPIC

TELESCOPICO SINCRO
COMPONENTI

V-2208-P
- Paio tappi finali per montaggio a parete 2 vie V-2200

AN

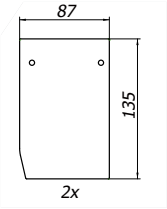

V-2208-S
- Paio tappi finali per montaggio a soffitto 2 vie V-2200

AN

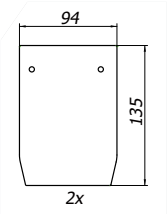

xla322b

V-2209-P
- Paio tappi per binario 2 vie V-2200 con profilo fisso V-2104 montaggio a parete

AN

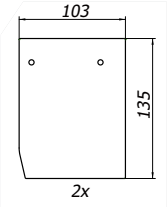

V-2209-S
- Paio tappi per binario 2 vie V-2200 con profilo fisso V-2104. Montaggio a soffitto

AN

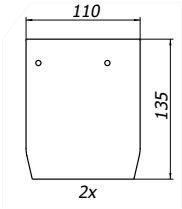

xla322b

V-2309-P
- Paio tappi per binario 3 vie V-2300 con profilo fisso V-2104 montaggio a parete

AN

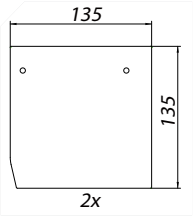

V-2309-S
- Paio tappi per binario 3 vie V-2300 con profilo fisso V-2104 Montaggio a soffitto

AN

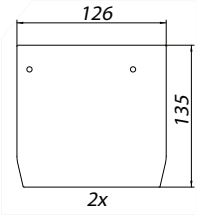

xla322b

V-2308-P
- Paio tappi finali per montaggio a parete 3 vie V-2300

AN

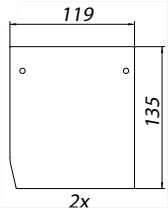

V-2308-S
- Paio tappi finali per montaggio a soffitto 3 vie V-2300

AN

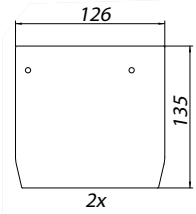

V-2408-P
- Paio tappi finali per montaggio a parete 4 vie V-2400

AN

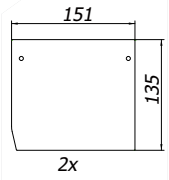

V-2408-S
- Paio tappi finali per montaggio a soffitto 4 vie V-2400

AN

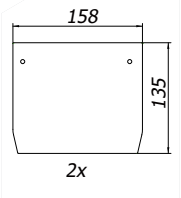

xla335c

V-2409-P
- Paio tappi per binario 4 vie V-2400 con profilo fisso V-2104. Montaggio a parete

AN

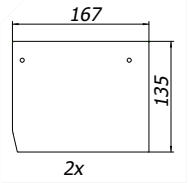

V-2409-S
- Paio tappi per binario 4 vie V-2400 con profilo fisso V-2104. Montaggio a soffitto

AN

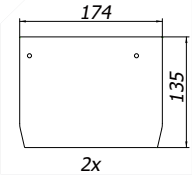

xla335c

V-099-C DX / V-099-C SX
- Doppia guida a pavimento destra o sinistra

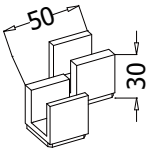

xme425t

TELESCOPIC

TELESCOPICO
V-2400
► 190

SOFFIETTINO

L-2600

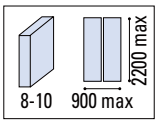

L-2600 SET 1

- Sistema per porta a soffietto 2 ante in vetro

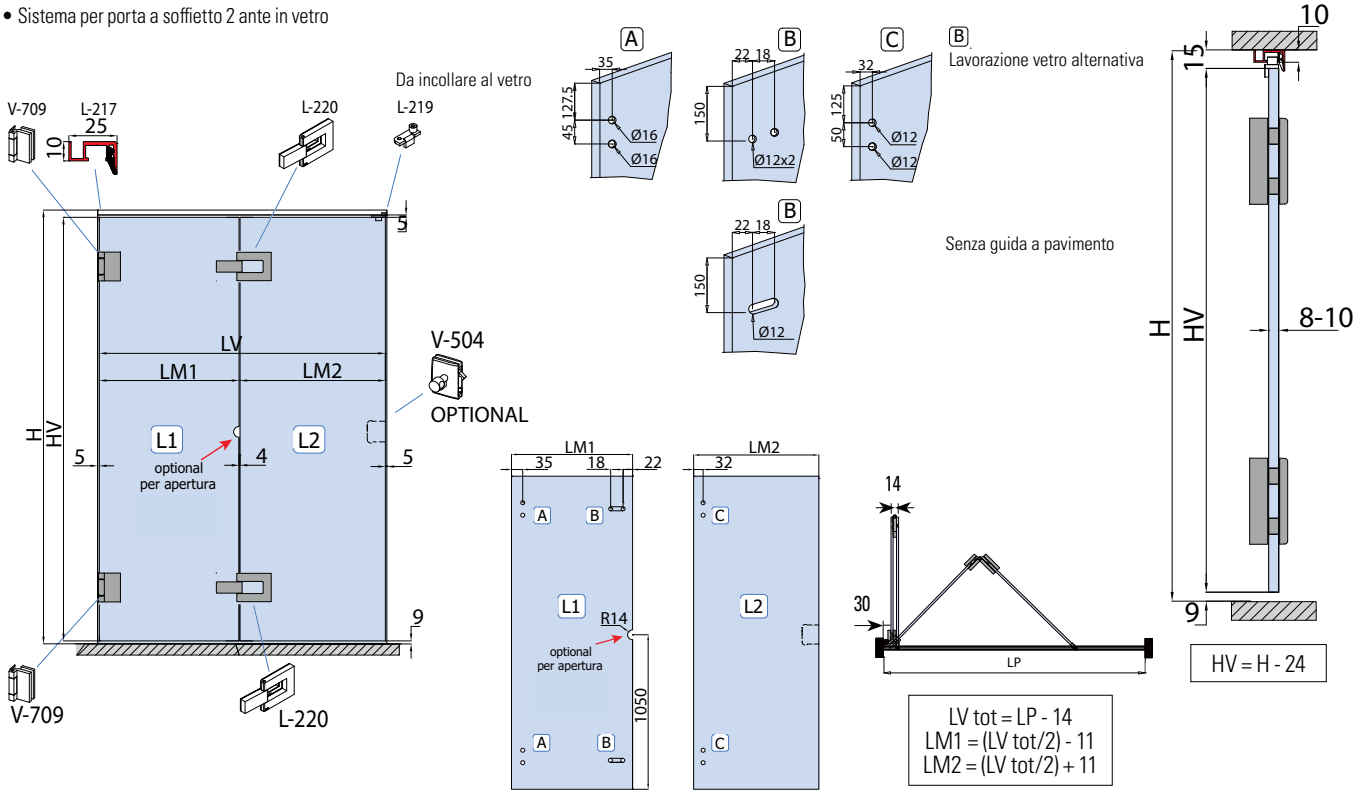

xme235c

L-220

- Cerniera a scatto vetro/vetro, senza viti a vista
  CP - NS - CR

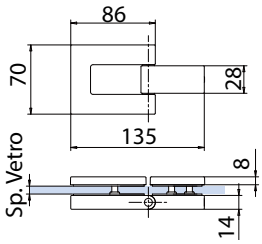

xfb-076

V-709

- Cerniera verticale Libra con aletta fissaggio
  CP - NS - CR

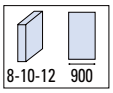

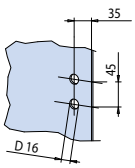

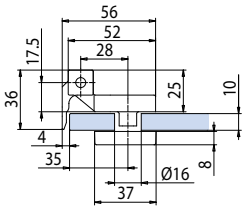

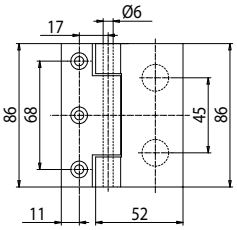

xla217



L-217

- Binario

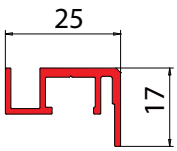

Cod.	Fin.
L-217-1000 mm	AN
L-217-MIS*	AN

* disponibilità taglio a misura mm 1000→1200

L-219

- Guida superiore (da incollare al vetro)
  IX

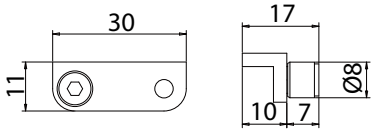

Cod.		Fin.	L-2600 SET 1 FIX	L-2600 SET 1-MIS
L-217	L=1000	AN	1	-
L-217-MIS	L=1000→1200	AN	-	1
L-220		CP / NS / CR	2	2
V-709		CP / NS / CR	2	2
L-219		-	1	1

SOFFIETTINO

L-2650

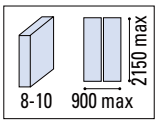

L-2650 SET 1

- Sistema per porta a soffietto 2 ante in vetro

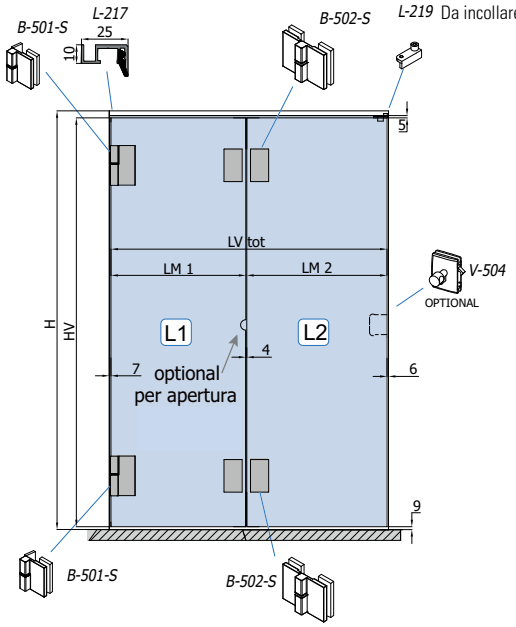

LV tot = LP - 17
LM1 = (LV tot / 2) - 11
LM2 = (LV tot / 2) + 11
HV = H -24

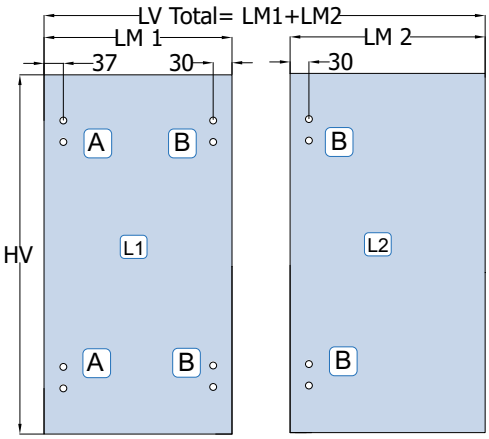

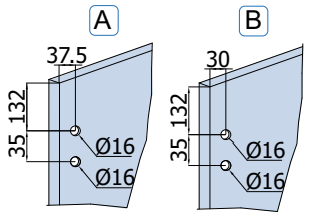

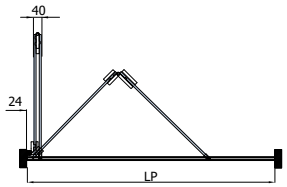

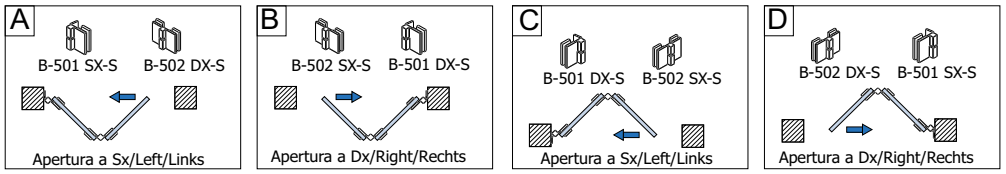

- Indicare sempre il senso di apertura

xme569

L-217

- Binario

Cod.	Fin.
L-217-1000 mm	AN
L-217-MIS*	AN

* disponibilità taglio a misura mm 1000→1200

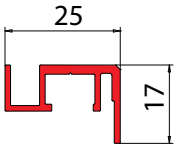

B-502 DX-S
B-502 SX-S

- Cerniera destra/sinistra vetro/vetro
  Materiale: Zamak
  CR - NS

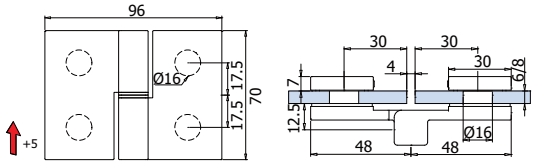

xmc016

B-501 DX-S
B-501 SX-S

- Cerniera destra/sinistra vetro/muro Materiale: Zamak
  CR - NS

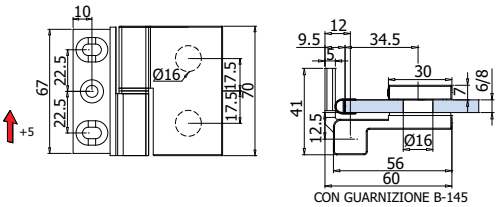

xmc016

L-219

- Guida superiore (da incollare al vetro)
  IX

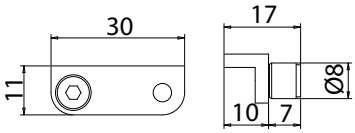

Cod.		Fin.	L-2650 SET 1 FIX	L-2650 SET 1-MIS
L-217	L=1000	AN	1	-
L-217-MIS	L=1000→1200	AN	-	1
B-501 DX/SX-S		NS / CR	2	2
B-502 DX/SX S		NS / CR	2	2
L-219		-	1	1

FUSION

VERSIONE PER CONTROTELAIO A SCOMPARSA (NON FORNITO

FUS + TS-04 / TS-03

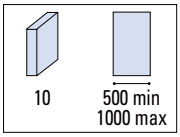

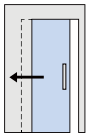

COMPONENTI ▶ 227

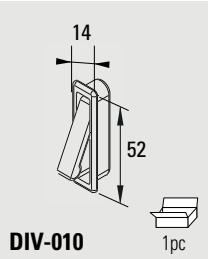

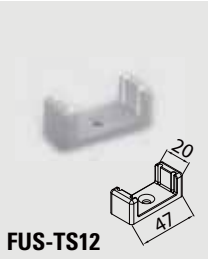



FUS-995
995 x 2980 mm
FUS-1495
1495 x 2980 mm

• Maniglie / Serrature **optionals** page ▶ 64

TS-04

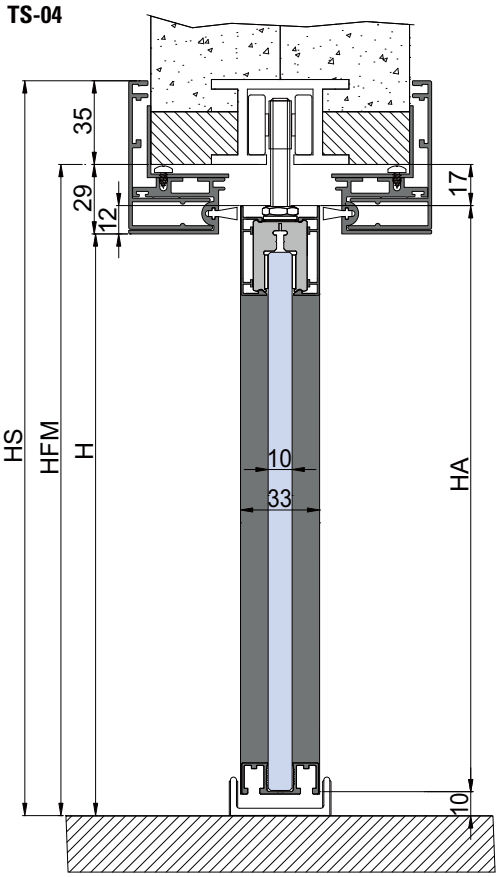

HA = HFM - 27
HS = HFM + 35
HV = HA - 22

TS-03

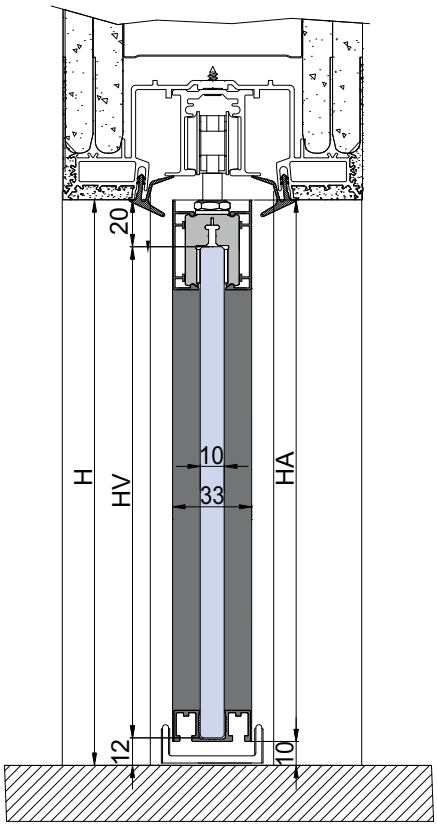

HA = H - 10
HV = HA - 22

ANTA INTELAIATA "FUSION"

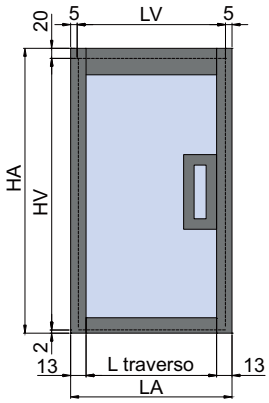

L traverso = LA - 26

• Lavorazione vetro obbligatoria

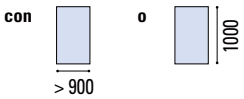

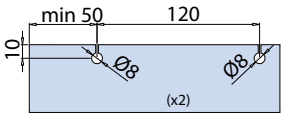

TS-04

• Telaio in alluminio per porta a scomparsa

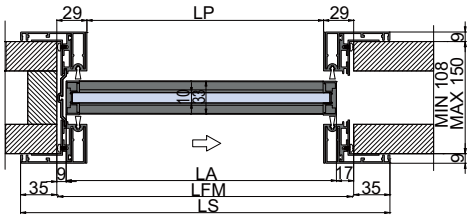

LB = LP
LA = (LP + 13) / 2
LV = LA - 10

TS-03

• Set profili legno grezzo verniciabili dal cliente per controtelai standard rasoparete (non forniti)

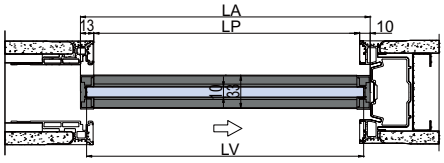

LA = LP + 23
LV = LA - 10

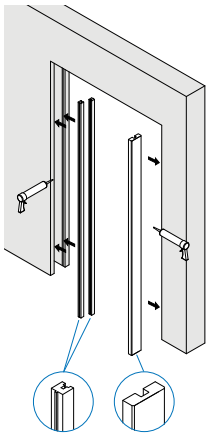

A SCOMPARSA

xme596e / xme596d

V-1664

• Pinza H30 per scorrevoli a scomparsa

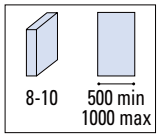

A SCOMPARSA

V-1664
COMPONENTI

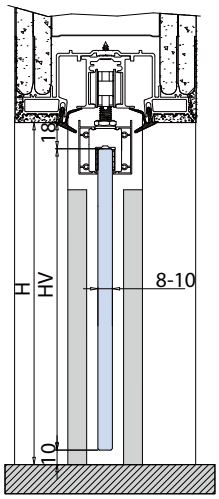

HV = H - 28

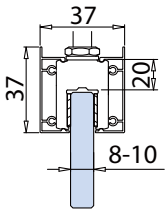

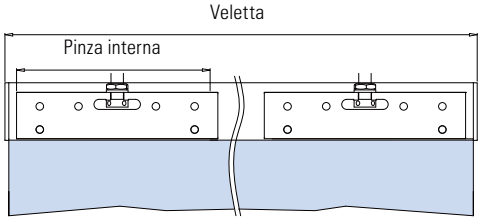

NB
- Controtelaio non incluso.

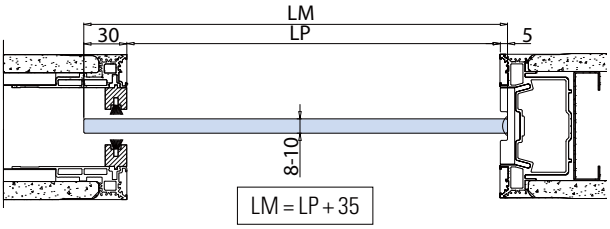

LM = LP + 35

LAVORAZIONE VETRO

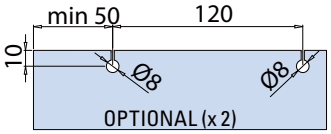

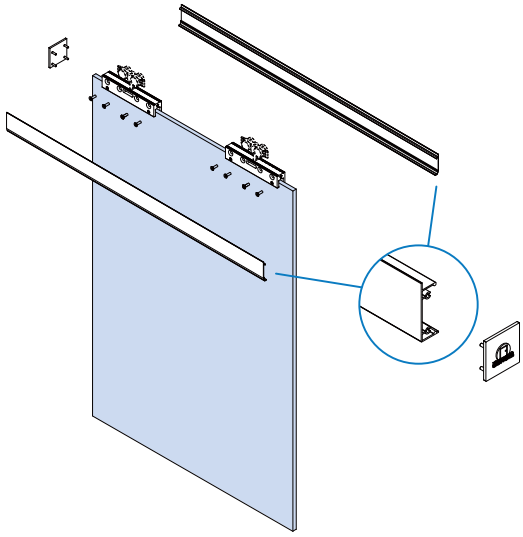

V-1661-1 (L=1000 mm)
V-1661-1,5 (L=1500 mm)
- Kit 2 velette per pinza V-104

AN

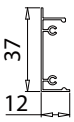



V-1662-3 (L=3000 mm)
V-1662-6 (L=6000 mm)
- Veletta per pinza V-104

AN

V-104
- Pinza per vetro 8-10 mm

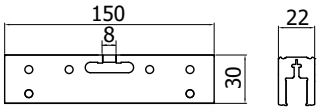



V-1668-C
- Paio tappi chiusi per velette V-1661



V-1668 (OPTIONAL)
- Paio tappi (1 aperto e 1 chiuso) per velette V-1661

xme501



V-1664-1 (L=1000 mm)
V-1664-1,5 (L=1500 mm)
- Set di 2 pinze compreso di velette e tappi per 1 anta scorrevole

AN

A SCOMPARSA

TS-04

TELAIO IN ALLUMINIO PER PORTA A SCOMPARSA



TS-04- ACCESS

• **Con anta tutto-vetro con pinze V-011**

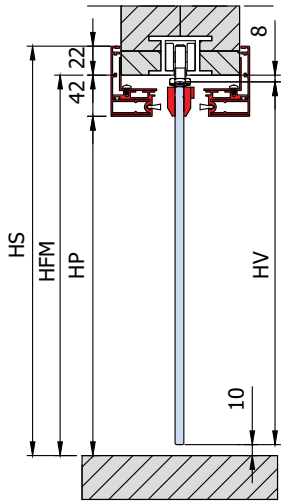

HV = HFM - (10 + 8)
HS = HFM + 22

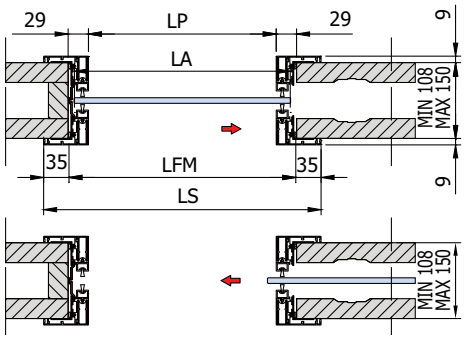

LA = LFM - 18
LS = LFM + 70

TS-04					
VERSIONE CON ANTA IN VETRO					
VETRO		FORO SU MURO		LUCE PASSAGGIO	
LV	HV	LFM	HFM	LP	HP
Larghezza	Altezza	Larghezza	Altezza	Larghezza	Altezza
625	2028	650	2050	580	2004
	2128		2150		2104
725	2028	750	2050	680	2004
	2128		2150		2104
825	2028	850	2050	780	2004
	2128		2150		2104
925	2028	950	2050	880	2004
	2128		2150		2104
1025	2028	1050	2050	980	2004
	2128		2150		2104
1125	2028	1150	2050	1080	2004
	2128		2150		2104
1225	2028	1250	2050	1180	2004
	2128		2150		2104

• Pinza V-1664 disponibile per telaio in alluminio TS-04

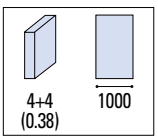

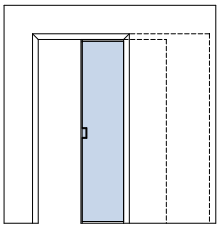

• CONTROTELAIO NON FORNITO

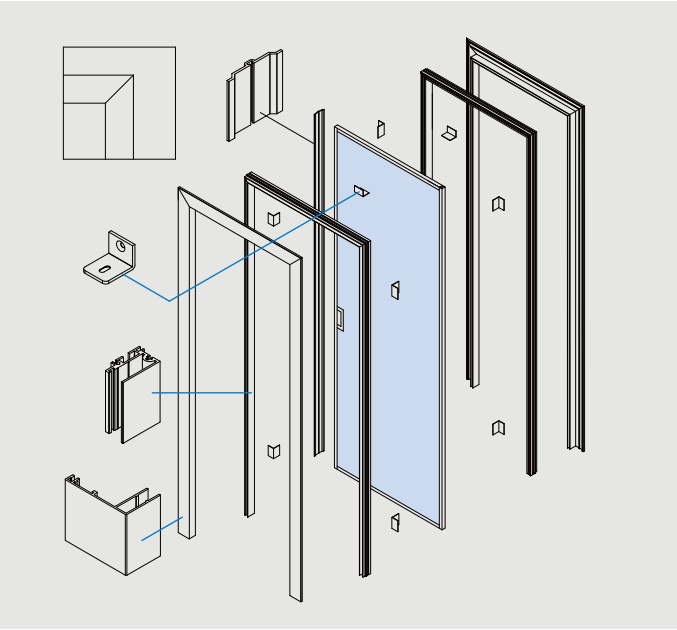

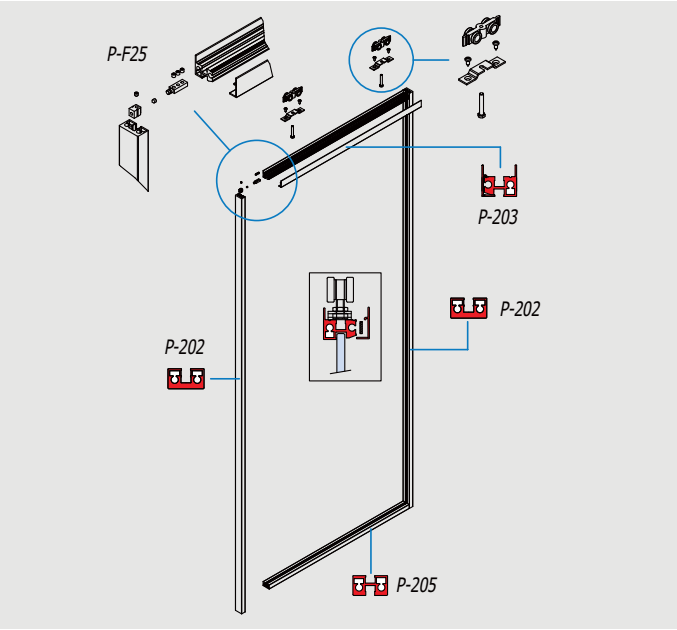

- **Con anta intelaiata PO-290**

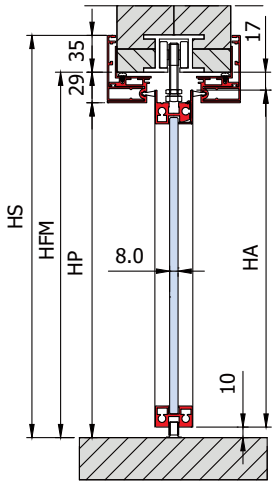

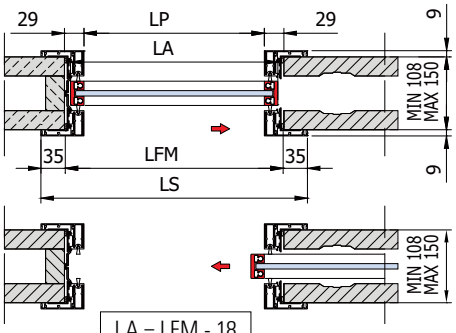

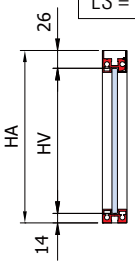

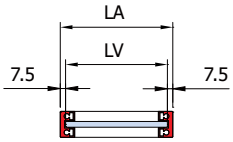

TS-04 ANTA INT					
VERSIONE CON PORTA INTELAIATA PO-290					
PANNELLO		FORO SU MURO		LUCE PASSAGGIO	
LA	HA	LFM	HFM	LP	HP
Larghezza	Altezza	Larghezza	Altezza	Larghezza	Altezza
625	2023	650	2050	580	2021
	2123		2150		2121
725	2023	750	2050	680	2021
	2123		2150		2121
825	2023	850	2050	780	2021
	2123		2150		2121
925	2023	950	2050	880	2021
	2123		2150		2121
1025	2023	1050	2050	980	2021
	2123		2150		2121
1125	2023	1150	2050	1080	2021
	2123		2150		2121
1225	2023	1250	2050	1180	2021
	2123		2150		2121

xfb015-1

TS-03

- **Set profili legno grezzo verniciabili dal cliente per controtelai standard rasoparete (non forniti)**

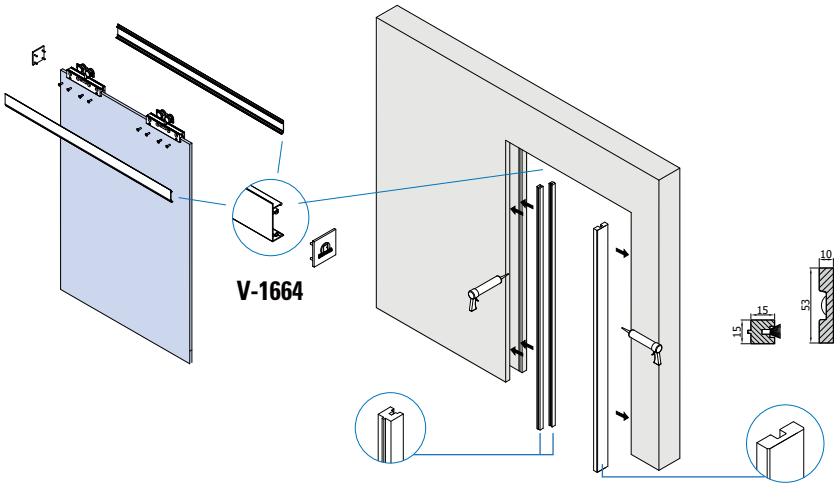

xme501

A SCOMPARSA

PINZE SENZA LAVORAZIONE DEL VETRO

Materiale: **ALLUMINIO PRESSOFUSO**

V-108

- Pinza rivoluzionaria che permette in economia grazie ai suoi kit di spessori, compresi, di serrare vetri dal 8 al 12,76 mm. Inoltre grazie ai grani si possono anche serrare vetri con misure variabili, esempio 12,5 - 10,3 - 8,6 m

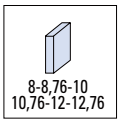

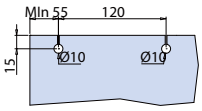

OPTIONAL
Fori di sicurezza

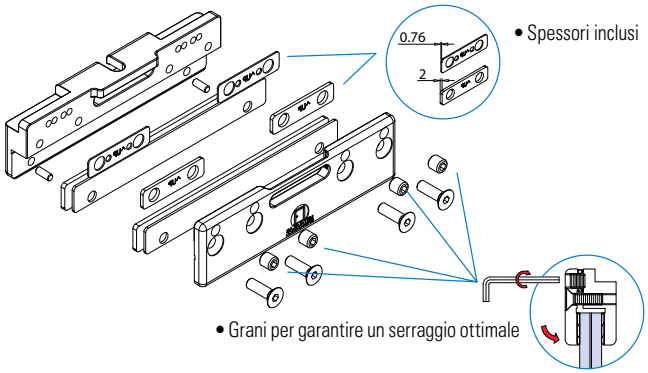

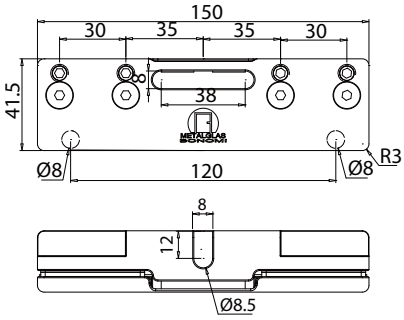

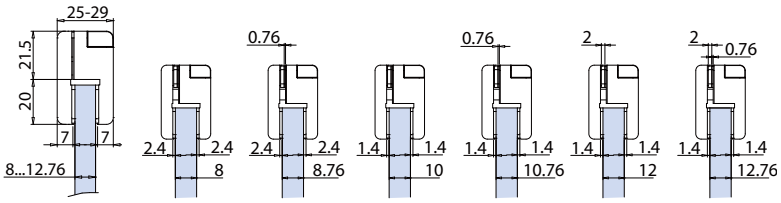

xme526

Materiale: **ALLUMINIO TRAFILATO**

V-104

- Pinza realizzata principalmente per controtelai a scomparsa, raso parete senza stipiti con le sue velette senza lavorazione del vetro di dimensioni ridotte

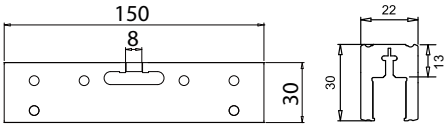

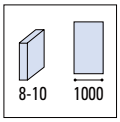

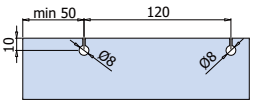

OPTIONAL
Fori di sicurezza

xla39

Materiale: **ALLUMINIO PRESSOFUSO**

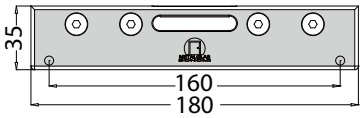

V-090

- Pinza

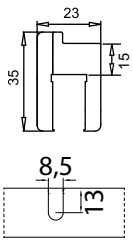

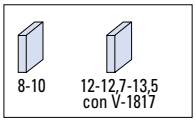

V-1817

- Kit spessori per vetro 12-12,7-13,5 - per 2 pinze V-090 e V-090-T

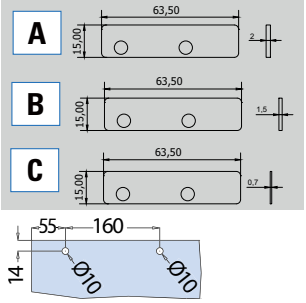

OPTIONAL
Fori di sicurezza

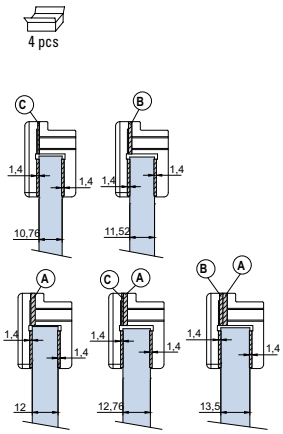

Materiale: **ALLUMINIO PRESSOFUSO**

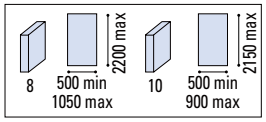

V-1845

- Pinza innovativa senza lavorazione vetro: la più piccola al mondo con i suoi 25 mm di altezza, (la prima vera alternativa alle pinze con lavorazione del vetro per porte a scomparsa).

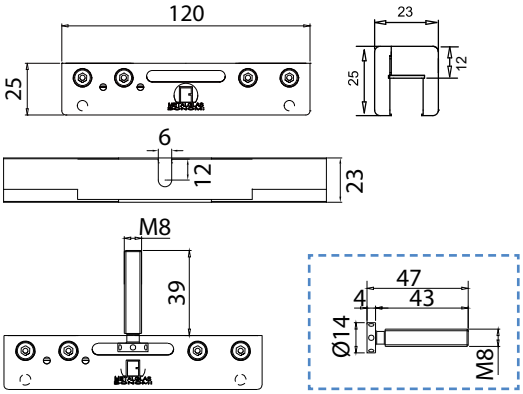

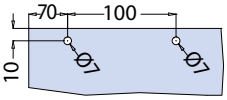

OPTIONAL
Fori di sicurezza.
Raccomandati per peso ante > 40 kg

xme510a

PINZE CON LAVORAZIONE DEL VETRO

V-011-FU

- Pinza per scorrevole in fusione di alluminio vetro 8/10 mm con fori nel vetro verniciata grigia

Materiale: **ALLUMINIO PRESSOFUSO**

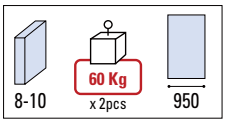

V-011-FR

- Pinza per scorrevole ricavata da materiale pieno, vetro 8/10 mm con fori nel vetro alluminio anodizzato

Materiale: **ALLUMINIO TRAFILATO**

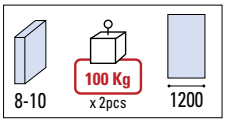

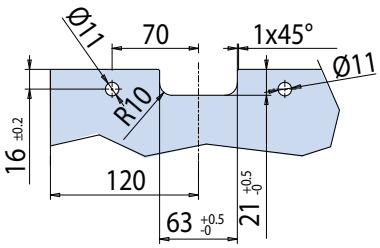

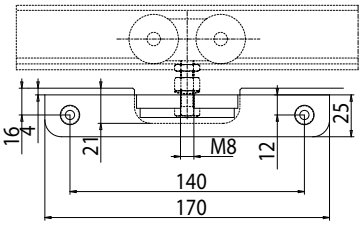

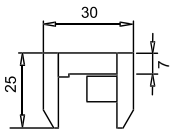

xla39

Materiale: **ALLUMINIO TRAFILATO**

V-010

- Pinza per scorrevole vetro 8/10 mm senza fori

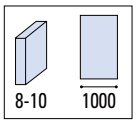

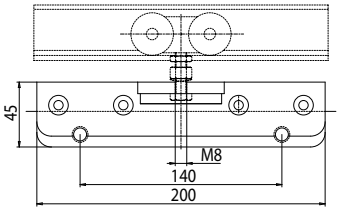

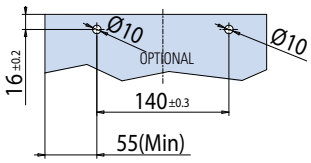

OPTIONAL
Fori di sicurezza

xla39

Materiale: **ZAMA**

V-006

- Come la V-011, pinza adatta per porte a scomparsa con controtelai standard. Grazie alla sua innovativa lavorazione del vetro basta fare solo una tacca nel vetro al posto della tacca più fori della V-011

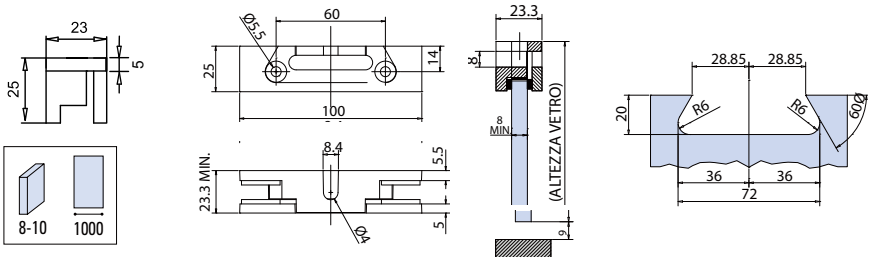

Materiale: **ZAMA**

V-007

- Paio copertine optional per pinza V-006
  CP - NS

Materiale: **ALLUMINIO TRAFILATO**

V-009

- Pinza per scorrevole vetro 8/10 mm senza fori nel vetro

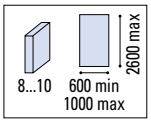

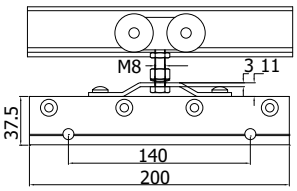

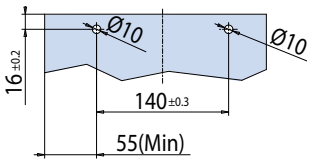

OPTIONAL
Fori di sicurezza

xme335 / xla39

Materiale: **ALLUMINIO TRAFILATO**

V-008

- Pinza per scorrevole vetro 8/10 mm senza fori nel vetro

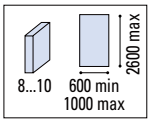

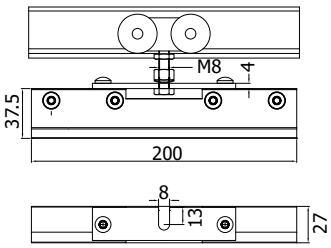

xme335

NICCHIE PER SCORREVOLI

V-506

- Paio nicchie scorrevoli Minima senza viti in vista
  CS - NS - CR - CP - GR

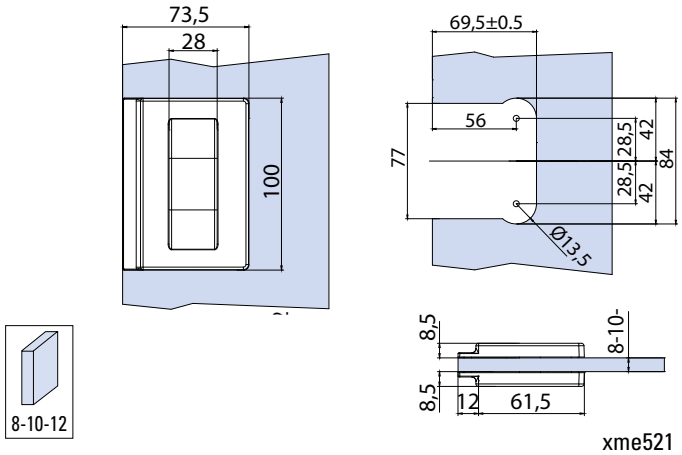

xme521

V-406

- Paio nicchie scorrevoli con tirante.
  NS - CR - CP

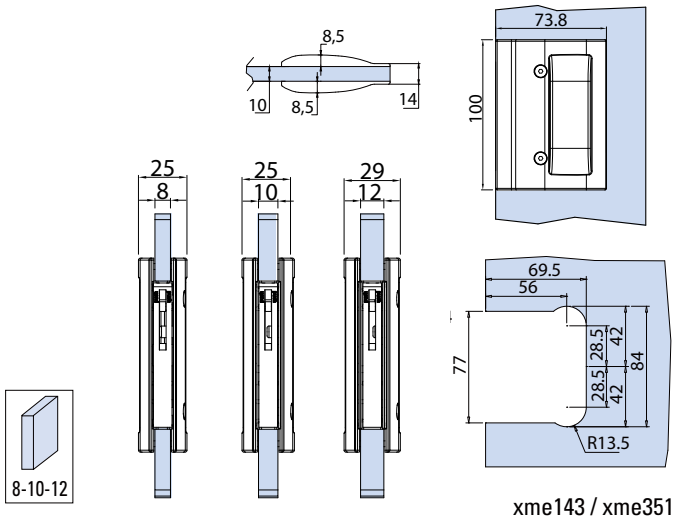

xme143 / xme351

V-406-R

- Paio nicchie per porte scorrevoli a scomparsa con tirante. Frontale ribassato spessore 15 mm. Spessore totale nicchia 20 mm
  AN - NS - GR - NO

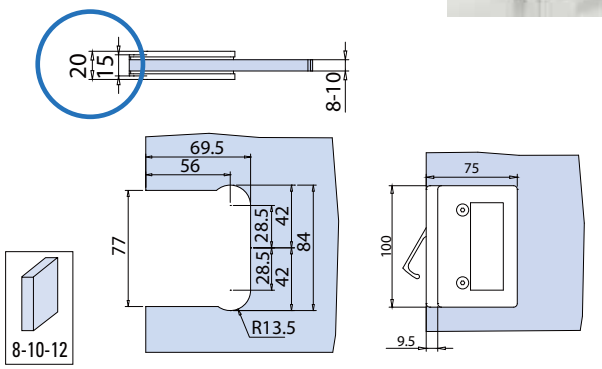

xfb-114

V-404

SERRATURA PER SCORREVOLI CON TIRANTE

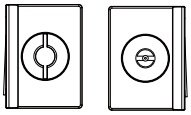

V-404 PO-WC
- Leva
- WC apertura emergenza

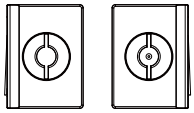

V-404 PO-PO
- Leva
- Leva

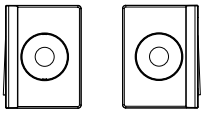

V-404 2FLG
- Tappo cieco
- Tappo cieco

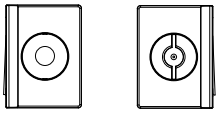

V-404 PO-2FLG
- Tappo cieco
- Leva

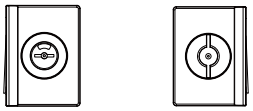

V-404 WC COLOUR
- Indicatore colorato
- Leva

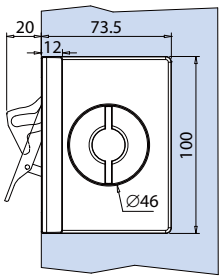

- Scorrevole a scomparsa (solo vetro 8 mm)

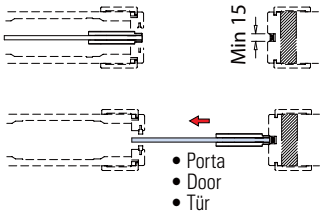

- Contropiastra inclusa

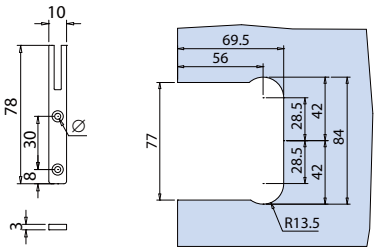

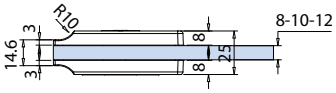

V-404 WC COLOUR
- Serratura per scorrevoli con tirante e indicatore colorato "libero/occupato"

CP	NS	CR
Cromo perla	Nickel satinato	Cromo lucido

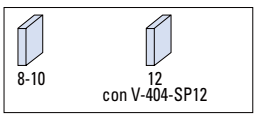

xfb053

V-522

- Paio nicchie quadre per scorrevole
  AN - NS - CR - NO

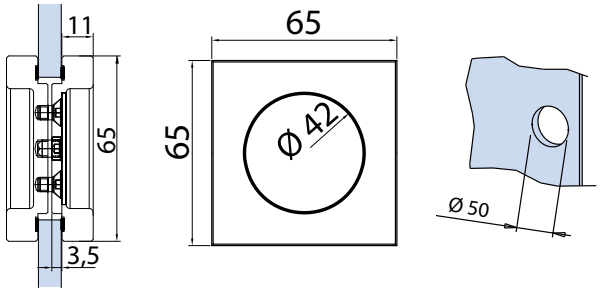

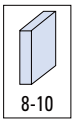

xme015

V-522-INC

- Nicchia quadra per scorrevole ad incollaggio biadesivo
  AN - NS

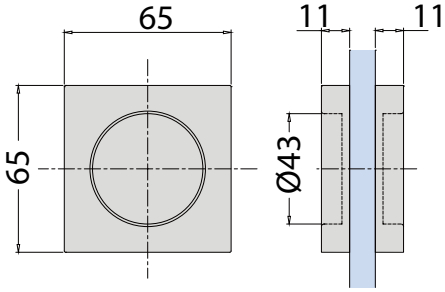

xfb-nicchie ad incollaggio

V-533-INC

- Nicchia quadra per scorrevole ad incollaggio biadesivo
  AN - NS

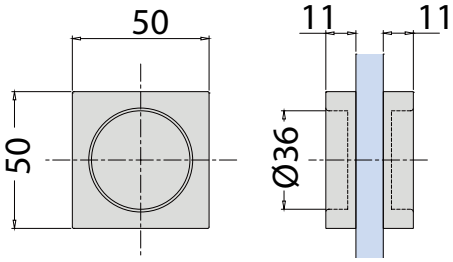

xfb-nicchie ad incollaggio

V-511

- Paio nicchie scorrevole senza viti a vista
  CS - NS - CR - CP - NO

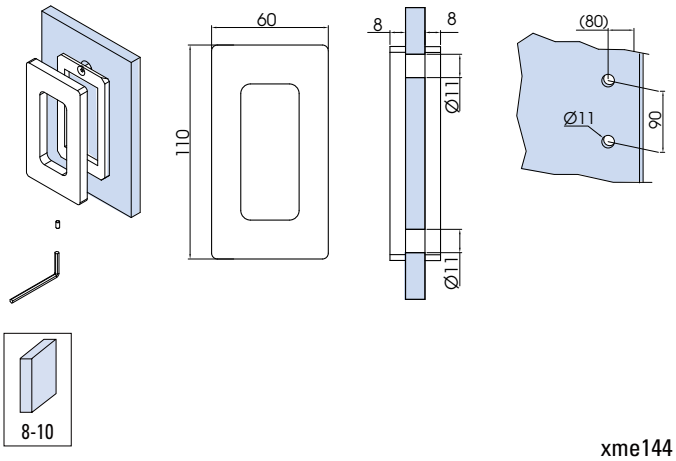

xme144

V-534-INC

- Nicchia scorrevole ad incollaggio biadesivo
  CS - NS - CR - OL

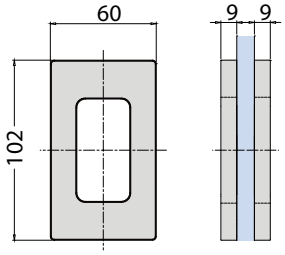

V-511-INC

- Nicchia scorrevole ad incollaggio biadesivo
  OL

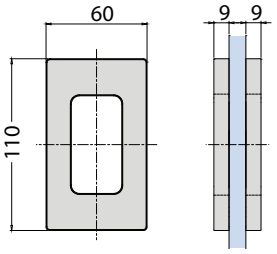

xfb-nicchie ad incollaggio

V-510

- Paio nicchie per scorrevole senza viti a vista
  CS - NS - CR - CP

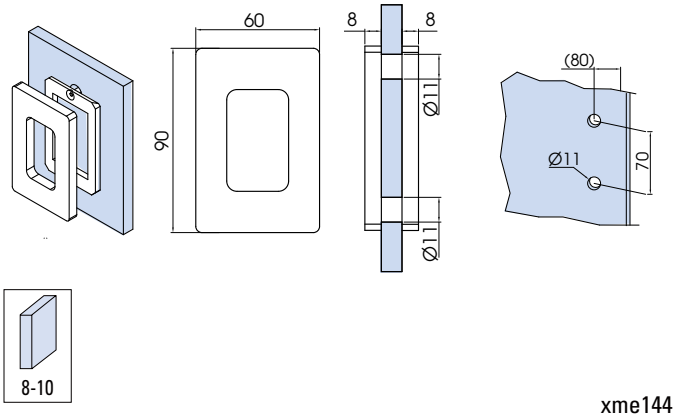

xme144

V-512

- Paio nicchie per scorrevole tonde, Ø 65.
  AN - CS - NS - CR - OL - NO

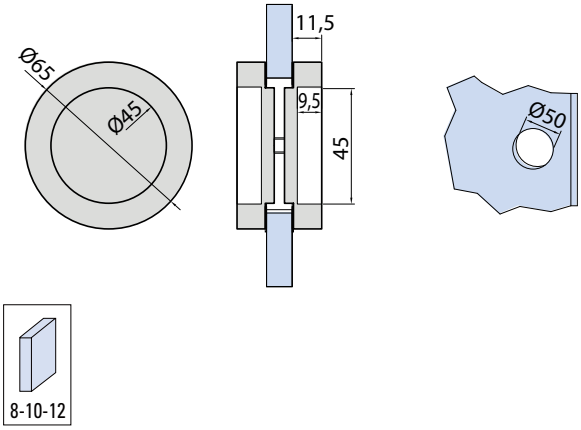

xme050

V-524

- Paio nicchie per scorrevole tonde, Ø 60
  CP - NS - CR - NO

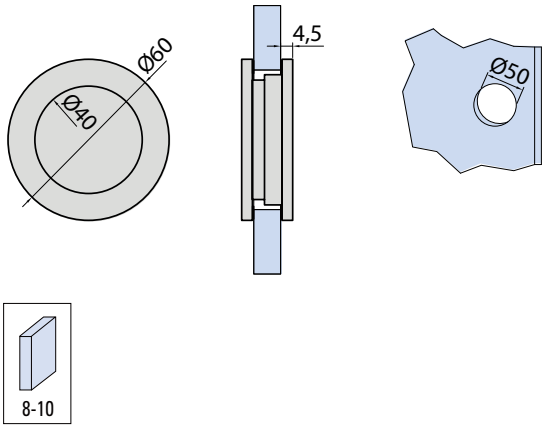

xme050

V-523

- Paio nicchie per scorrevole tonde, Ø 55
  AN - NS - CR

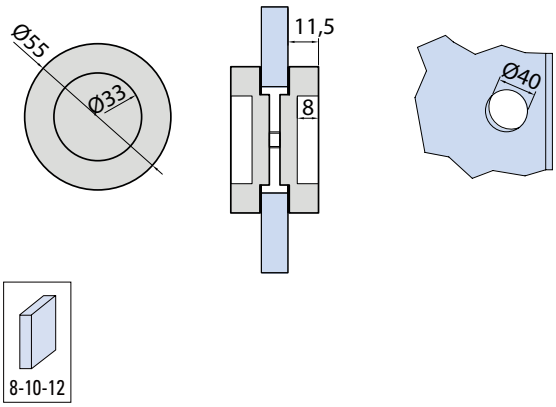

xme050

V-512-INC

- Nicchia tonda ad incollaggio per scorrevole
  Ø 64 - H 11
  AN - NS

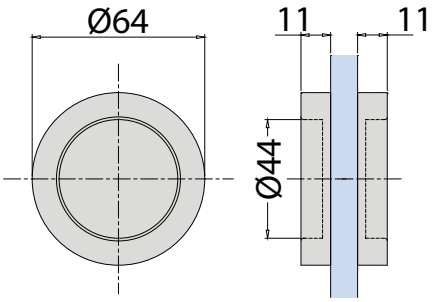

xfb-nicchie ad incollaggio

V-532-INC

- Nicchia scorrevole ad incollaggio biadesivo
  AN - NS - NO - BI

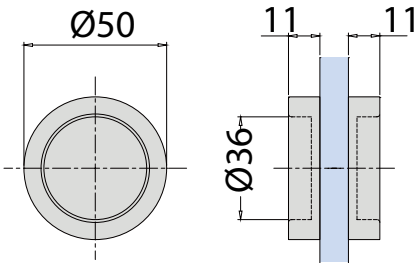

xfb-nicchie ad incollaggio

V-526

- Paio nicchie chiuse Ø 40
  AN - NS - CR - NO

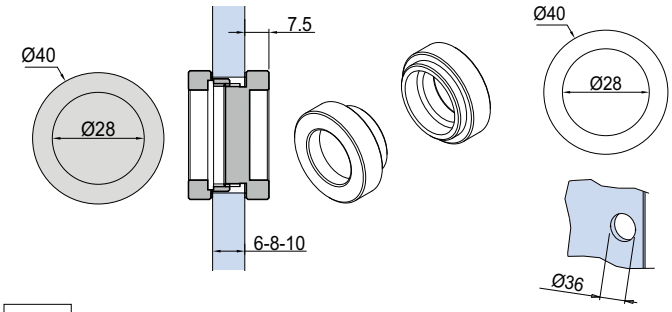

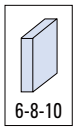

xme090

V-525

- Paio nicchie aperte Ø 40
  AN - NS - CR

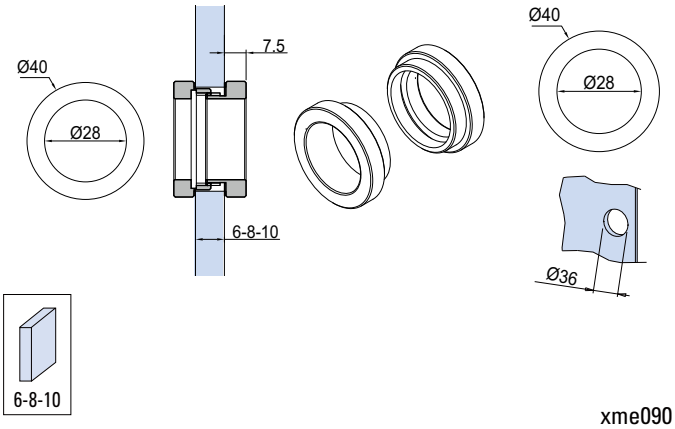

xme090

V-527

- Paio nicchie aperte Ø 30
  AN - NS - CR

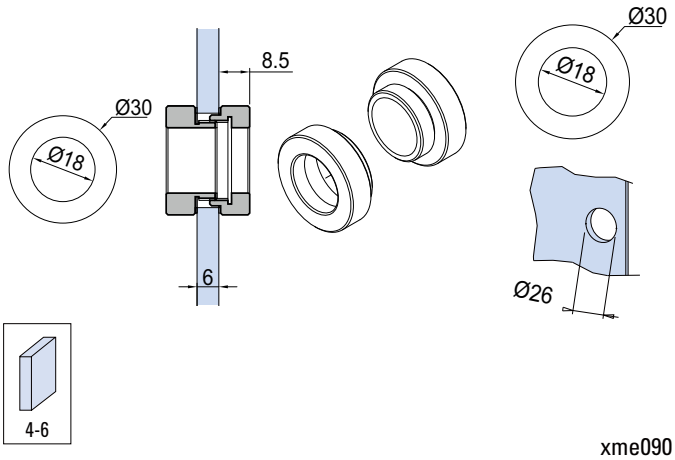

xme090

V-528

- Paio nicchie chiuse Ø 30
  AN - NS - CR

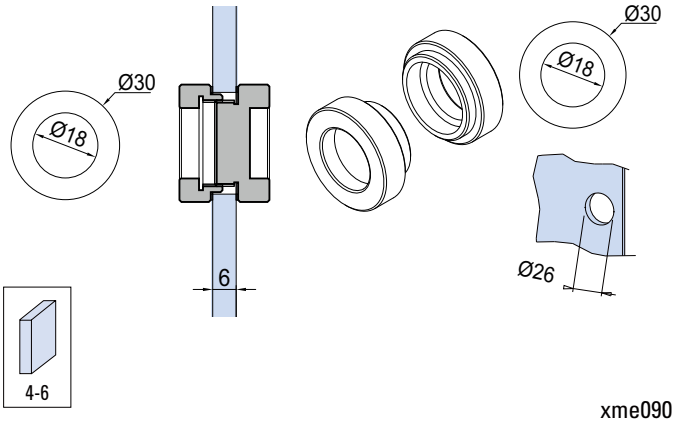

xme090

DIV-008

- Paio nicchie scorrevole ad incollaggio
  AN - IXO - NO - B I- BC - BS - CR

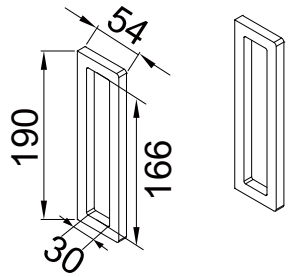

xme595m

DIV-007

- Paio nicchie scorrevole ad incollaggio
  AN - IXO - NO - BI - BC - BS - CR

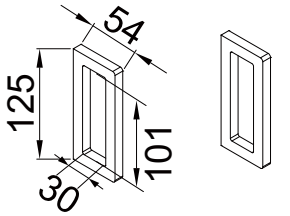

xme595m

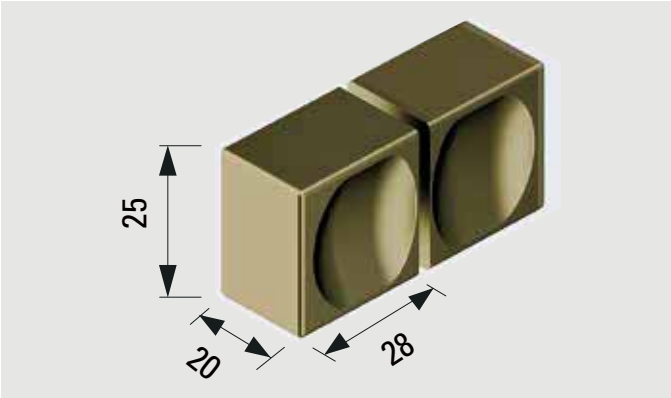

B-196

- Paio pomoli
  CR - NS - NO

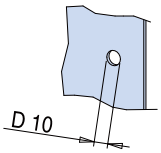

B-198

- Coppia pomoli 30 x 30 mm.
  CR - NS - NO

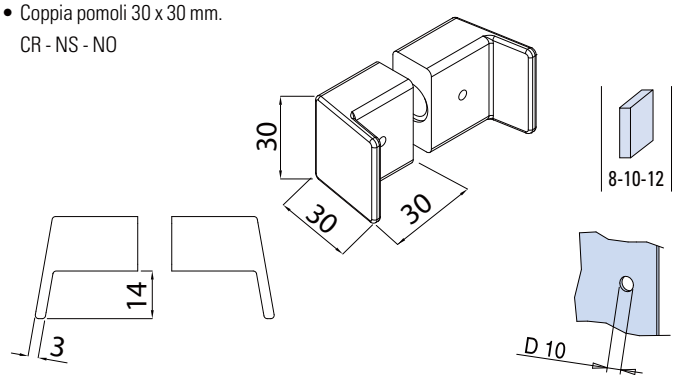

MANIGLIONI AD INCOLLAGGIO



SQUARE 10-INC

⧄	Code	TL	Materiale	Unit.	Finitura
10 x 15	10.41.81/300	300	Alluminio	pc	AN
10 x 15	10.41.51/300	300	Ottone	pc	CR
10 x 15	10.41.61/300	300	Alluminio	pc	AL
10 x 15	10.41.71/300	300	Alluminio	pc	NO
10 x 15	10.41.81/500	500	Alluminio	pc	AN
10 x 15	10.41.51/500	500	Ottone	pc	CR
10 x 15	10.41.61/500	500	Alluminio	pc	AL
10 x 15	10.41.71/500	500	Alluminio	pc	NO

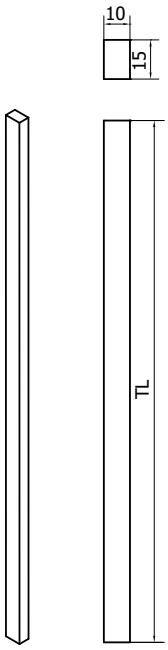

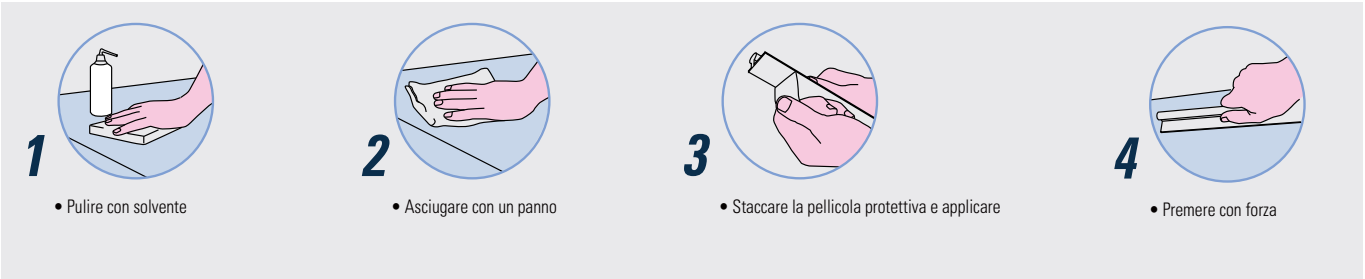

POR-0400 V

- Maniglione singolo con biadesivo

TL	C	Unit.	Finitura
240	23	pc	AN - AL - CR - NS - NO
390	23	pc	AN - AL - CR - NS - NO
540	23	pc	AN - AL - CR - NS - NO

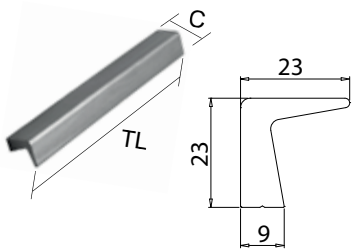



POR-0408 V

- Maniglione singolo con biadesivo
  AN - IXO - NS - NO - BI - AL - CR

TL	C	Unit.	Finitura
260	17	pc	AN - CR - AL - IXO - NO - BI - BC - BS
410	17	pc	AN - CR - AL - IXO - NO - BI - BC - BS
560	17	pc	AN - AL - NS

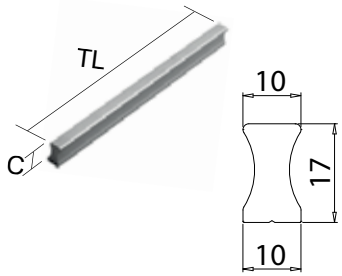

MANIGLIONI MINI Ø 16 - ⌀ 15 / MANIGLIONI

ROUND MINI Ø 16

- Maniglione inox

IX - IL

	TL	225	300	⌀
A	135	•		Ø 9
	200		•	Ø 9

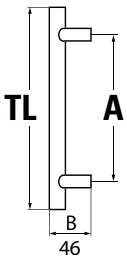

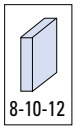

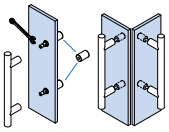

Option with Knob **B-177**

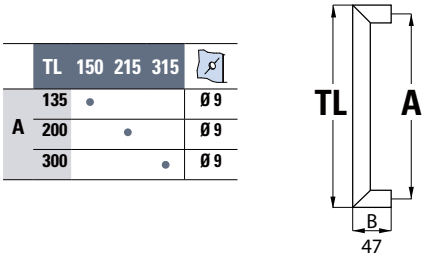

	TL	150	215	315	⌀
A	135	•			Ø 9
	200		•		Ø 9
	300			•	Ø 9

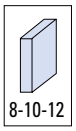

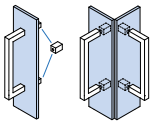

Option with Knob **B-178**

SQUARE MINI ⌀ 15

- Maniglione inox.

IX - IL

SQUARE ⌀ 14

- Maniglione. Materiale: Alluminio

AN - AL - NS - NO - CR

	TL	174	206	334	⌀
A	160	•			Ø 8,5
	192		•		Ø 8,5
	320			•	Ø 8,5

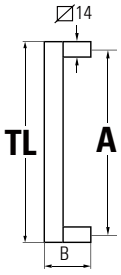

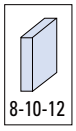

MANIGLIONI Ø 20 / 25 / 30 - ⌀ 19 / 25 / 40

ROUND 02

- Maniglione IX

Ø	A 200	300	500	650	1000	1040	1370	⌀
20	•	•	•			•		Ø10
25		•	•	•				Ø12
30			•		•		•	Ø12
40								

SQUARE 41

- Maniglione IX

⌀	A 200	300	650	⌀
19	•			Ø10
25		•		Ø12
30				
40			•	Ø12

MANIGLIONI CON SERRATURA

- VEDI CATALOGO

► **INDOOR "F"**

Foro vetro

IX Acciaio inox satinato

CR Cromo lucido

AN Alluminio anodizzato

IL Acciaio inox lucido

NS Nickel satinato

SERRATURE PER PORTE SCORREVOLI

V-724 PZ ELEGANT

- Serrature Elegant con gancio per scorrevole. Cilindri e contropiastre da ordinare a parte CS - NS - CR - CP

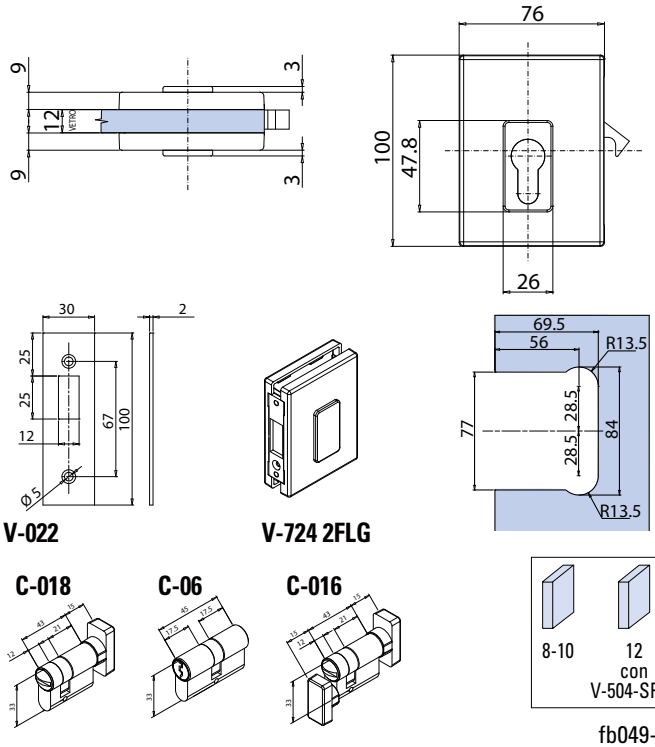

fb049-a-gr

V-734 PZ ELEGANT DRAG

- Serrature Elegant Drag con gancio per scorrevole. Cilindri e contropiastre da ordinare a parte CS - NS - CR - CP

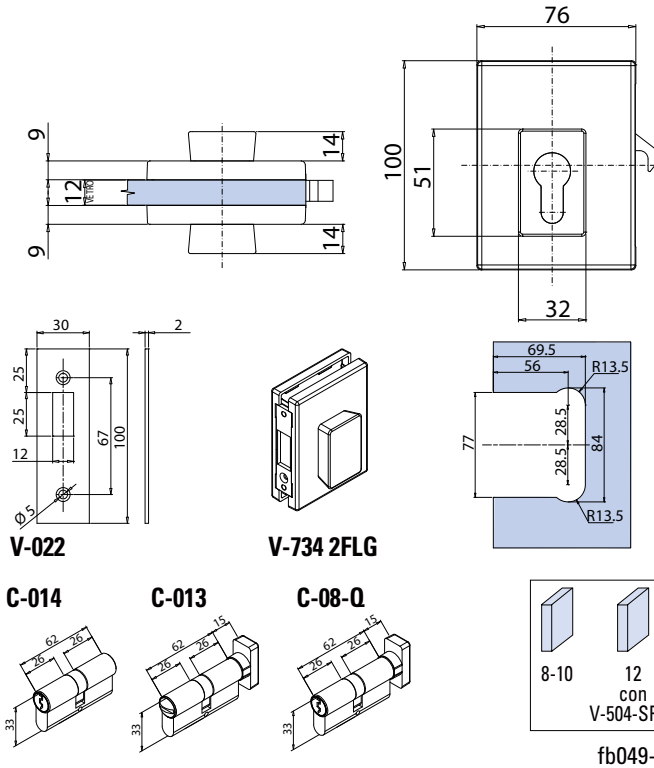

fb049-a-gr

V-734 COLOR ELEGANT DRAG COLOR

- Serrature Drag Color con gancio per scorrevole. Cilindri e contropiastre da ordinare a parte
  CS - NS - CR - CP

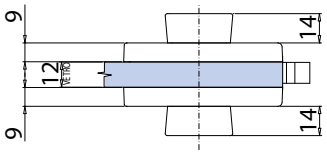

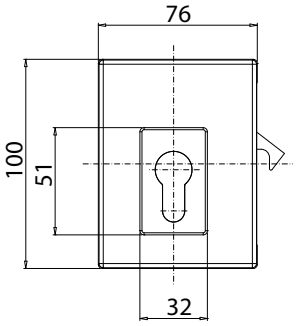

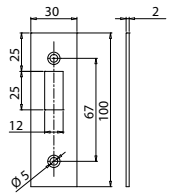

V-022

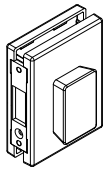

V-734 2FLG

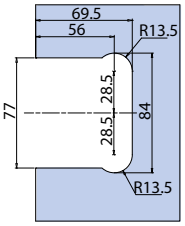

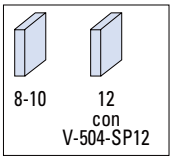

fb049-a-gr

V-564 MINIMA 55

- Serrature Minima 55 con gancio per scorrevole. Cilindri e contropiastre da ordinare a parte
  NS - CR - CP

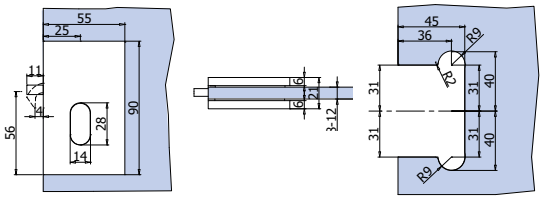

C-010
- Cilindro con chiave

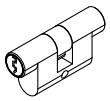

C-011
- Cilindro W.C. con pomolo lato serratura

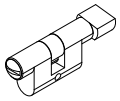

C-012
- Cilindro con pomolo e chiave

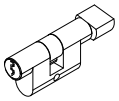

V-568
- Contropiastra piatta per V-564

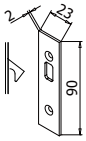

V-566
- Spessore per vetro 12 mm per serrature MINIMA 55

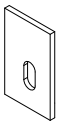

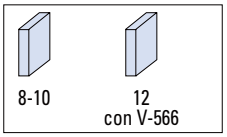

xme445

V-564 MINIMA 55 COLOR

- Serrature Minima 55 Color con gancio per scorrevole, indicatore WC colorato. Contropiastre da ordinare a parte
  NS - CR - CP

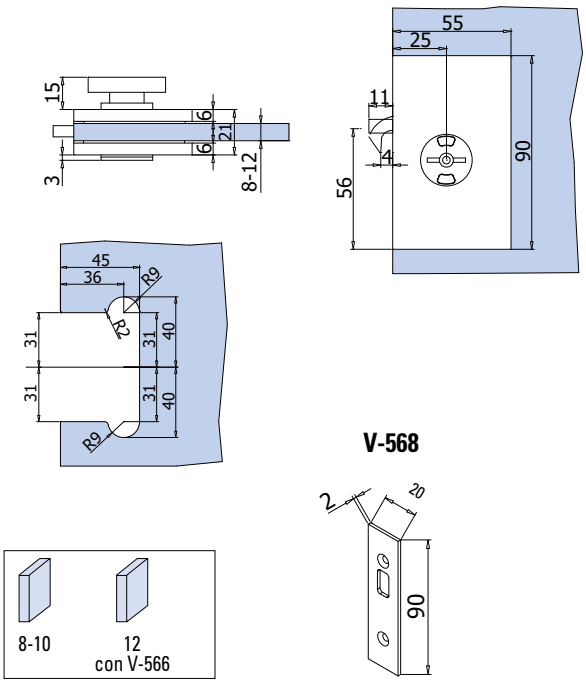

xme496

V-594 MINIMA 55 DRAG COLOR

- Serrature Minima 55 Drag Color con gancio per scorrevole, indicatore WC colorato. Contropiastre da ordinare a parte
  NS - CR - CP

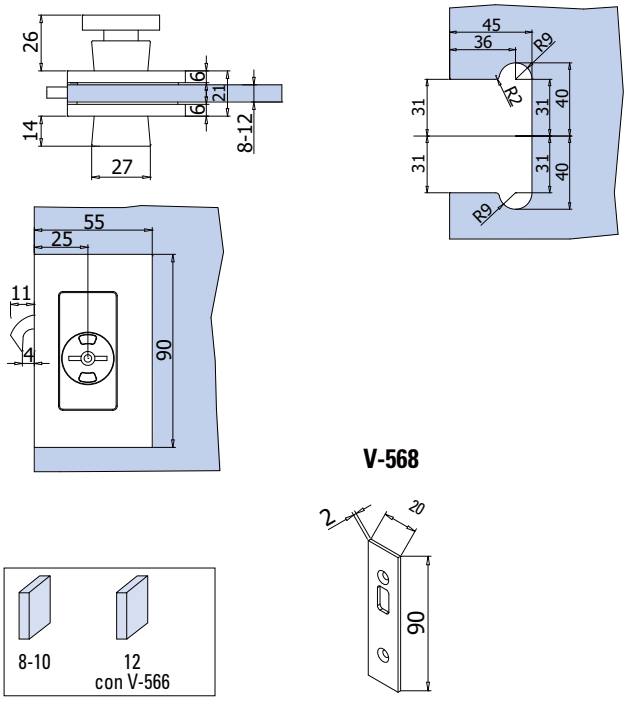

xme496

Minima V-504 NC

- Serrature Minima con gancio per scorrevole. Cilindri e contropiastre da ordinare a parte
  NS - CS - CR - CP - OL - NO

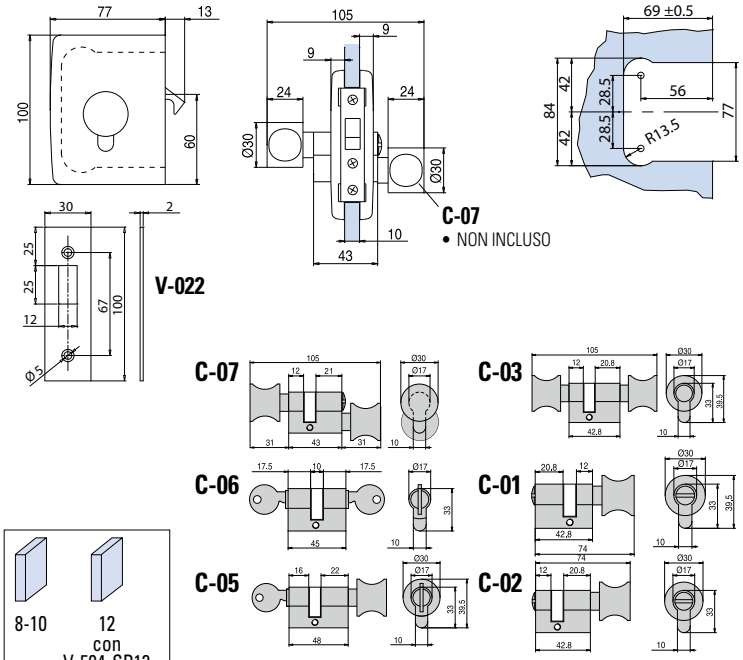

V-504 2FLG
- Controserratura

xla42

V-529 / V-530

- Controserratura montaggio a muro completo di contropiastra reversibile regolabile per serrature V-504 / V-518 / V-554 / V-734 / V-724
  NS - CS - CR - CP

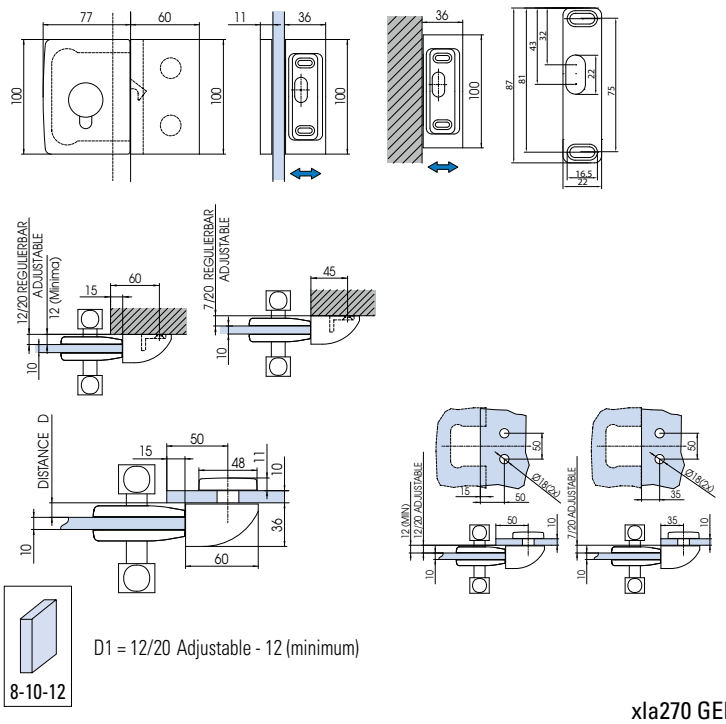

D1 = 12/20 Adjustable - 12 (minimum)

xla270 GER

ACCESSORI ANTE INTELAIATE DIVINA-FUSION

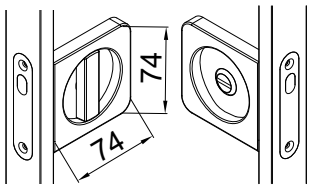

DIV-009
- Serratura per anta scorrevole intelaiata AN-IXO-NO-BI-BC-BS

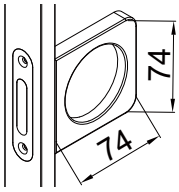

DIV-009 2FLG
- Controserratura per anta scorrevole intelaiata AN-IXO-NO-BI-BC-BS

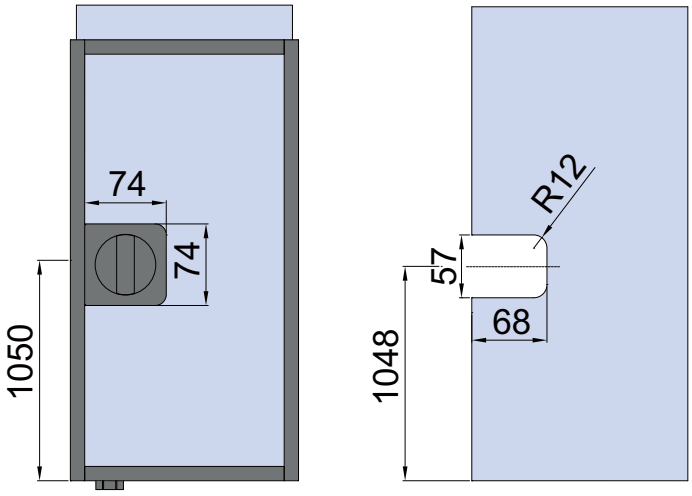

- Lavorazione vetro per serratura DIV-009 e controserratura DIV-009 2FLG

xme595m/xme595r

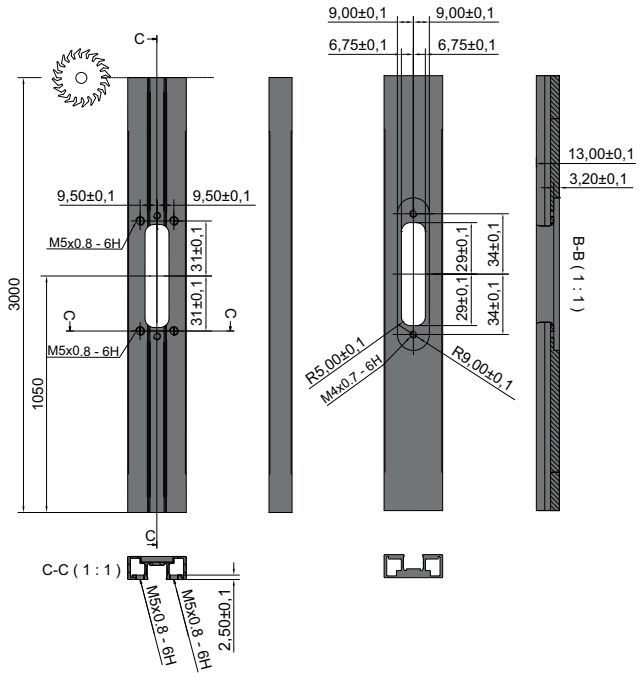

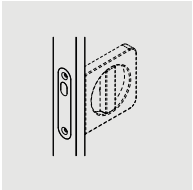

SET:
- Anta intelaiata con fresatura per serratura DIV-009 o controserratura DIV-009 2FLG (non incluse)



DIVINA:

DIV-SER-995 995 x 2980 mm

DIV-SER-1495 1495 x 2980 mm



FUSION:

FUS-SER-995 995 x 2980 mm

FUS-SER-1495 1495 x 2980 mm

xme595n

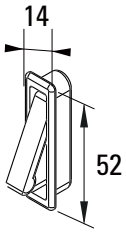

DIV-010
- Tirante per anta intelaiata CP-CR-IXO

FUS-TS12
- Guida a pavimento per anta FUSION con controtelaio a scomparsa

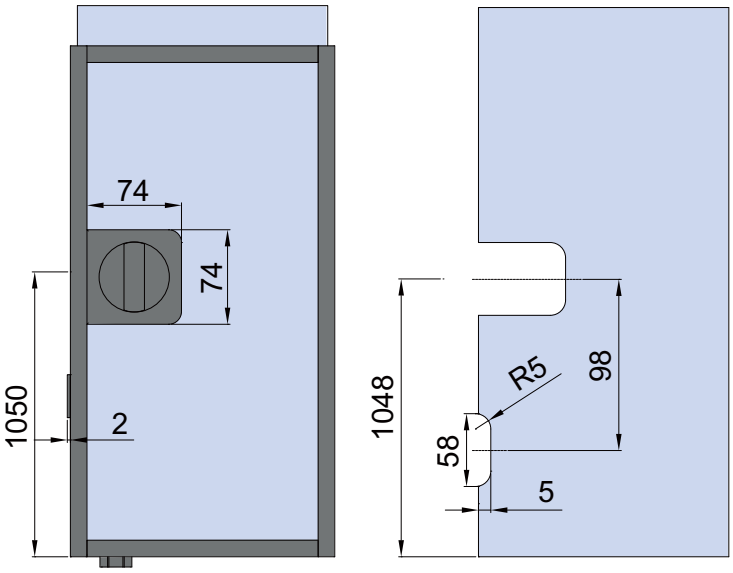

- Lavorazione vetro per serratura DIV-009 e nicchia a tirare DIV-010 per scorrevole a scomparsa

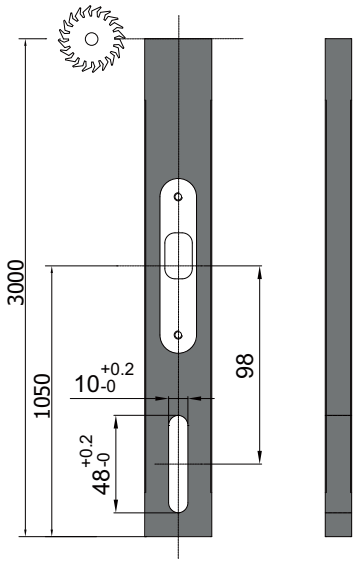

LAV-DIV-010
- Lavorazione montante per nicchia a tirare DIV-010 per scorrevole a scomparsa

xme595r

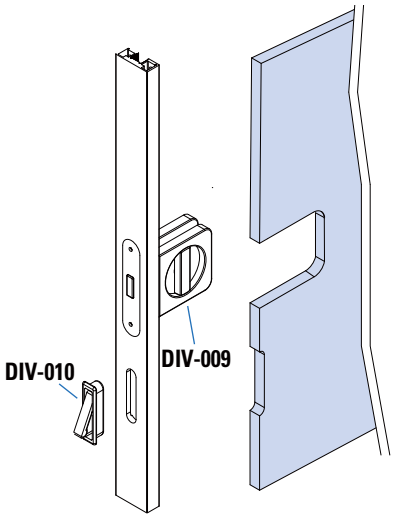

- ATTENZIONE: in caso di doppia anta scorrevole a scomparsa

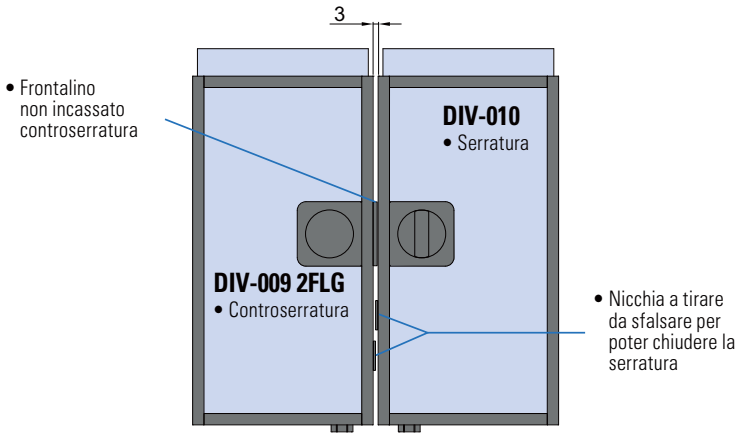

xme595r

ACCESSORI PER SCORREVOLI

V-012-INS

- Guida a pavimento regolabile per vetro da 8 a 13,5 mm con piastrina di fissaggio a terra per un facile inserimento della guida ideale per scorrevoli invisibili e Telescopici

AN - NS - CR

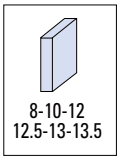

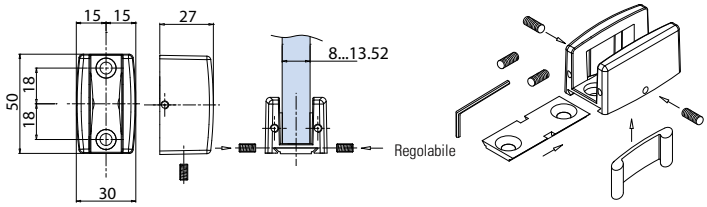

FB059-A

V-012-REG

- Guida a pavimento regolabile per vetro da 8 a 13,5 mm

AN - NS - CR

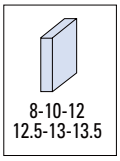

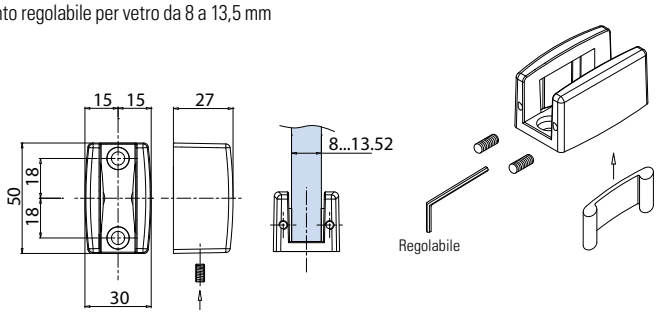

FB059-A

V-012-EVO

- Guida a pavimento regolabile per vetro 8-10-12 mm

AN - NS - CR - NO

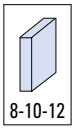

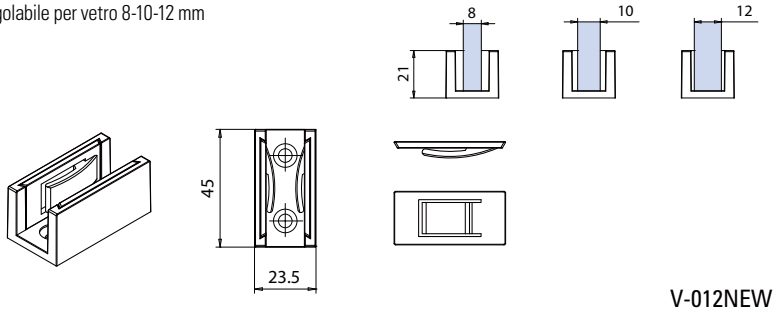

V-012NEW

P-F08

- Guida a pavimento per pannello in legno

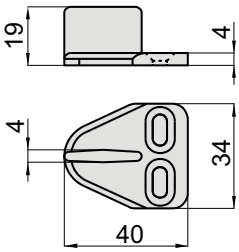

P-F08

V-012

- Guida a pavimento per vetro 8/10 mm

AN - NS - CR

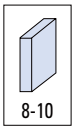

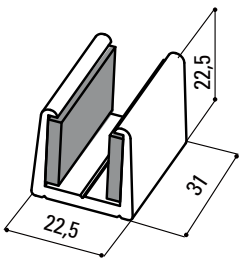

V-012

V-014

- Guida a pavimento per scorrevole regolabile 8/10 mm
  CS - NS - CR - OL - CP

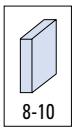

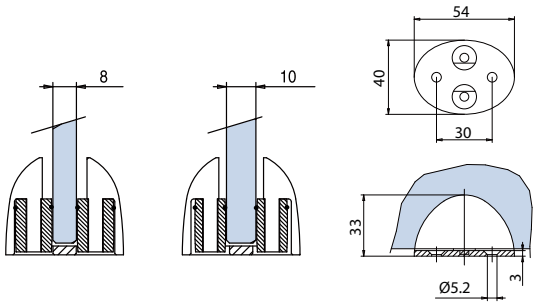

xme022

V-052

- Guida a pavimento per vetro 8 e 10 mm. con feltrini
  AN - NS

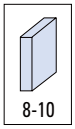

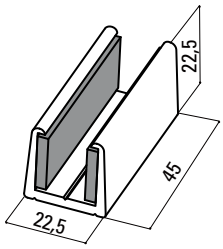

FB059-A

V-099-C dx / V-099-C sx

- Doppia guida a pavimento destra o sinistra
  AN

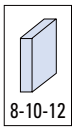

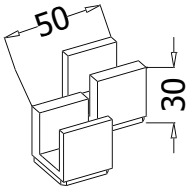

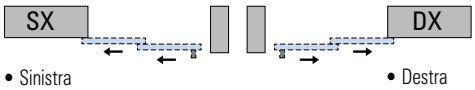

xme425t

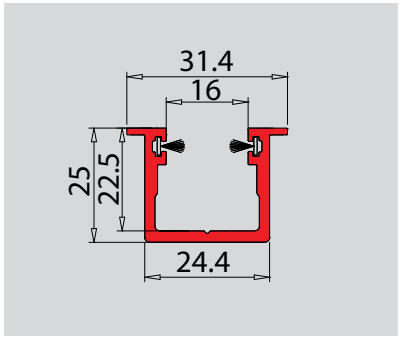

L-116

- Canalina da incassare a terra in alluminio
  compresa di spazzoline per vetro 10-12 mm
  AN

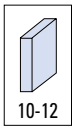

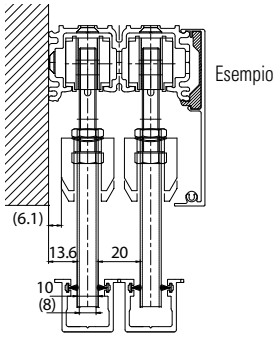

L-116

V-053

- Guida fermavetro in plastica

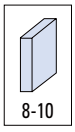

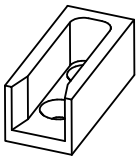

V-053



P-013

- Profilino alluminio per chiusura arie scorrevole vetro mobile/vetro fisso con setola grigia, fissaggio tramite incollaggio AN

L=3000

8-10

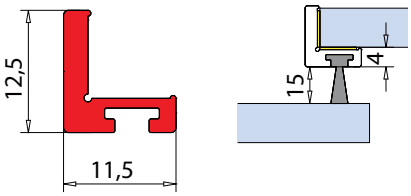

xme203-B



P-014

- Profilino alluminio per chiusura arie scorrevole vetro mobile/vetro fisso con spazzolino grigio, fissaggio tramite incollaggio AN

L=3000

8-10

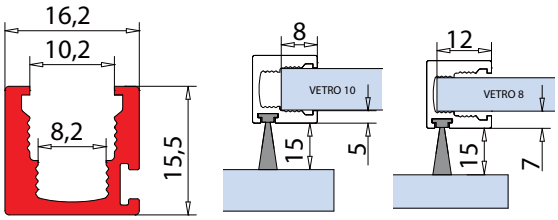

xme203-B

12 m

WRU-C-BUMP-MT12

- Guarnizione neutra per vetro 8 mm, fissaggio adesivo

8

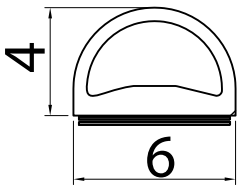

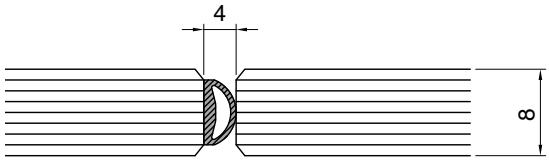

5 m

WRU-M 80/50

- Guarnizione neutra per vetro 8 mm, fissaggio adesivo

8

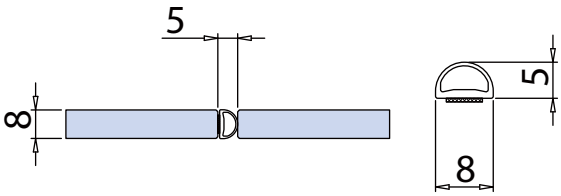

xfb-099



V-2015-MIX

- Canalina per vetro fisso, comprese guarnizioni per vetro 10 mm
  AN - IXE

Misura
2000 mm
3000 mm
6000 mm

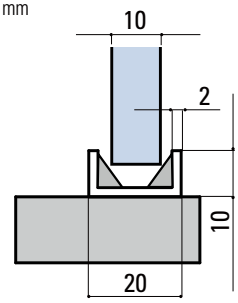

2mm

- Guarnizione nera inclusa

V-2015



V-2014-MIX

- Canalina per vetro fisso, escluse guarnizioni
  AN - IXE - NO

Misura
2000 mm
3000 mm
6000 mm

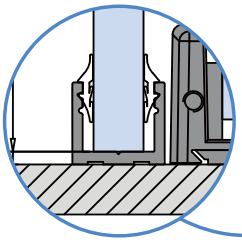

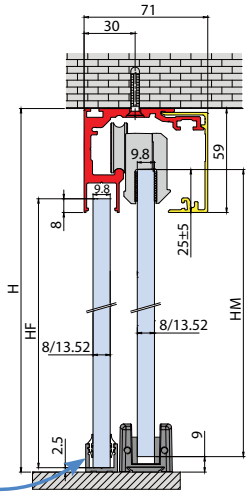

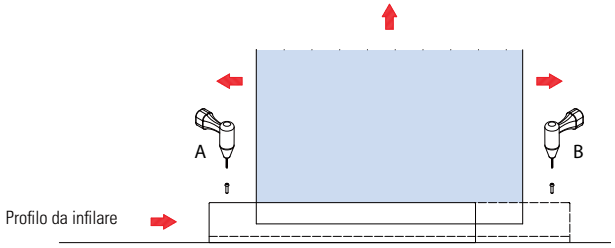

Guarnizioni

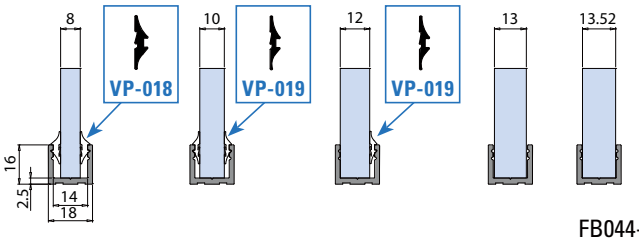

FB044-E

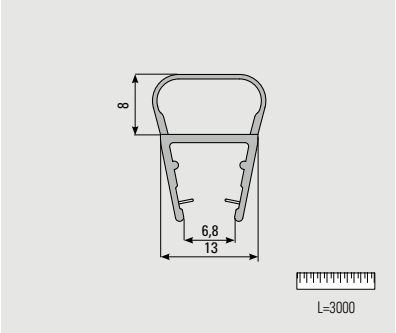

V-041

- Guarnizione a palloncino

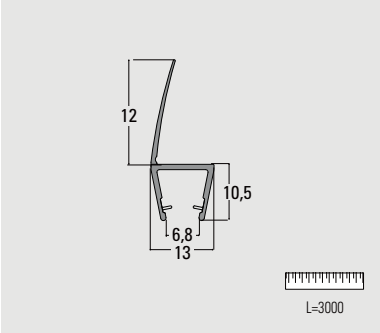

V-039

- Guarnizione per vetro 8-10 mm

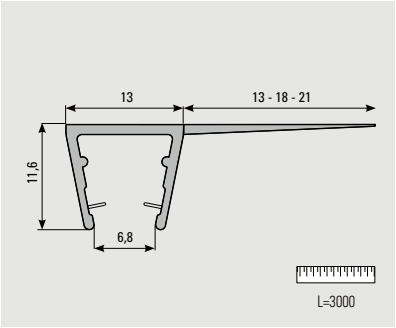

V-040

- **ART. V-040/13**
  Guarnizione ala mm. 13
- **ART. V-040/18**
  Guarnizione ala mm. 18
- **ART. V-040/21**
  Guarnizione ala mm. 21

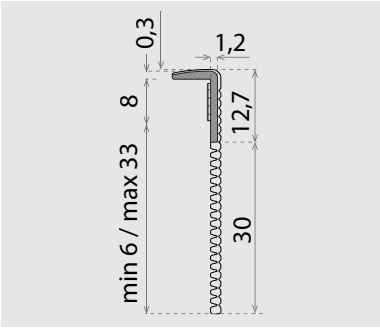

V-040-REG

- Guarnizione per vetro con
  aletta laterale accorciabile

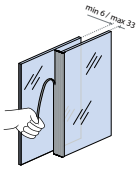

Le informazioni tecniche in questo catalogo potrebbero non sempre corrispondere con gli attuali colori, misure e dimensioni. Noi perseguiamo una politica di costante innovazione e miglioramento e ci riserviamo il diritto di modificare specifiche e disponibilità senza preavviso. Non abbiamo nessuna responsabilità per errori di stampa che possono essere occorsi nella realizzazione di questo catalogo. Essendo questo solo un catalogo grafico per la foratura del vetro bisogna fare riferimento al manuale tecnico.

Finito di stampare nel mese di Ottobre 2021

METALGLAS BONOMI srl
Via Montini, 106/A - 25065 Lumezzane S.A. (Brescia) Italy
Ph. +39 030 829910 - Fax +39 030 8920970
www.metalglas.it - info@metalglas.it